

# BRIDGESTONE



//////, **MORE GRIP, MORE MILES** /// **2024 FLIPBOOK**



[autodist.com](http://autodist.com)

**AUTOMATIC**  
**DISTRIBUTORS**

207.942.6769

**POSITIONING**

1000cc

600cc

400cc

250cc

125cc

SPORT

**BATLAX RACING STREET RS11** **BATLAX RACING STREET RS10**

**BATLAX HYPERSPORT S22** **BATLAX HYPERSPORT S21**

SPORT /  
SPORT TOURING

**BATLAX SPORT TOURING T32** **BATLAX SPORT TOURING T31**

CRUISER

**BATLECRUISE H50** **EXEDRA MAX** **EXEDRA**

VINTAGE &  
CUSTOM

**BATLAX ADVENTURE FETTER SCRAMFLER AX41B** **BATLAX BT46**

ADVENTURE /  
DUAL SPORT

**BATLAX ADVENTURE A41 On-Road** **BATLAX ADVENTURE CROSS AX41 Off-Road** **TRAIL WING**

SCOOTER

**BATLAX SCOOTER SC2** **BATLAX SCOOTER SC2** **BATLAX SC**  
*Grab*



# BATTLAX TECHNOLOGY

## MS•BELT

MSB construction means that a continuous single strand is wrapped around the circumference of the tire. This one-piece construction eliminates overlapping of belts, seams, and joints. A MSB tire is lighter than conventional multi-cross belt construction, it has more stability since it minimizes heat generation inside the tire and gives high shock absorption.



## V-MS•BELT

Optimization of the spacing of the MS•BELT cords coiled around the tire's circumference contributes to ideal tire contact properties, as well as enhanced grip and performance.



## OUTSIDE BEAD FILLER

The latest generation outside bead filler realizes the ideal sidewall profile analyzed by a finite element method by giving optimum force distribution and rigidity balance.



## ULTIMAT EYE

Visualization of the tire contact patch behavior with measurement and simulation technology. Supplies less slip area for good traction while riding and improves wear life.



## NANOPRO-TECH

NanoPro-Tech is the name of a technology that facilitates the realization of the required features in a tire by controlling the material microstructure through structural design at the molecular level. It is one of Bridgestone's fundamental technologies.



## CAP&BASE

The underlying layer controls tread stiffness, reinforcement and assists with bump absorption.



## SILICA RICH

Silica Rich Compound provides enhanced gripping capability in wet conditions and low temperatures; ensuring superb handling at the beginning of every ride. It also provides a more consistent and longer lasting grip.



## 3D CTDM

3D CTDM is Bridgestone's newest automated tire design technology. This leading edge 3D CTDM program enables Bridgestone to conduct dynamic, three-dimensional simulations and analysis of tire performance, in addition to finding optimum solutions at all lean angles.



## SILICA RICH EX

Performance in wet conditions is improved by increasing the amount of silica compared to conventional SILICA RICH.



## HTSPC

Bridgestone was the very first motorcycle tire manufacturer to utilize 1X5 filament rubber insulated steel (MSB) in the manufacture of its motorcycle radial tires. This technology offers many advantages over steel that is used by the competition. This makes the tire more flexible, provides more stability without a reduction in shock absorption, and minimizes the generation of heat throughout the tire.



## 3LC (DUAL COMPOUND)

Provides grip performance demanded in all riding modes. The center compound offers linear handling. The shoulder compound secures high grip and solid contact feel.



## RC POLYMER

RC Polymer technology optimizes the distribution of silica within the rubber compound and improves tread flexibility allowing greater contact with the road surface in both hot and cold conditions. The reduction in molecular friction also improves rolling resistance, therefore increasing fuel economy.



## 3LC + CAP&BASE

The CAP&BASE construction divides the shoulder of the compound of the tire into upper and lower sections. By using a high grip compound for the upper section of the shoulder, and a high stability abrasion resistant compound for the lower and central sections, provides the desired combination of both performance and mileage.



## 5LC (TRIPLE COMPOUND)

Offers ideal grip performance demanded in all riding modes. The center compound provides good stability. The shoulder compound transfers engine power to the road with strong traction. The edge compound offers strong side grip and solid contact feel at deep lean angles.





**BRIDGESTONE**

**INTRODUCING**

**BATTLAX  
HYPERSPORT S23**



**WE ARE EXCITED TO ANNOUNCE THE NEW TIRE FROM BRIDGESTONE THE BATTLAX HYPERSPORT S23!**

- The new Bridgestone BATTLAX HYPERSPORT S23 is a sports radial motorcycle tire for street use that's engineered to meet the requirements of the ever-evolving modern-day sport bikes.
- The latest product in Bridgestone's premium motorcycle tire range, BATTLAX, the tire features increased levels of exceptional dry and wet grip performance, employing a newly designed compound and updated pattern design.

## FEATURES & BENEFITS



Increased wet and dry grip for confident traction

- » 2.95 seconds faster on a dry track<sup>1</sup>
- » 3 seconds faster on a wet track<sup>2</sup>
- » 3% shorter wet stopping distance<sup>2</sup>



8% improved rear tire wear performance for more ride time<sup>3</sup>



Pattern and construction designed for precision handling and stability<sup>3</sup>

## SIZE CHART

TIRE SIZE	LOAD SPEED	TUBE	OVERALL DIAMETER	TREAD WIDTH	OTD 32NDS	(MEASURING RIM) APPROVED RIM	MAX P.S.I.	PART #
<b>FRONT</b>								
120/70ZR17M/C	58(W)	TL	23.7	4.7	5	(3.5) 3.5-3.75	42	835582
<b>REAR</b>								
160/60ZR17M/C	69(W)	TL	24.8	6.4	8	(4.5) 4.5-5	42	835583
180/55ZR17M/C	73(W)	TL	24.9	7.1	8	(5.5) 5.5-6	42	835584
190/50ZR17M/C	73(W)	TL	24.7	7.5	8	(6) 5.5-6	42	835585
200/55ZR17M/C	75(W)	TL	25.5	7.6	7	(6) 5.5-6	42	835586
200/55ZR17M/C	78(W)	TL	25.9	7.8	7	(6.25) 6-6.5	42	835587

# HIGH PERFORMANCE SPORT RADIALS

## BATTLAX RACING STREET RS11

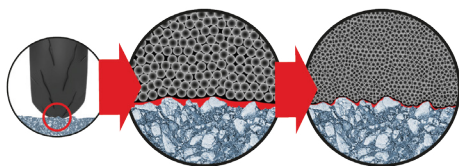
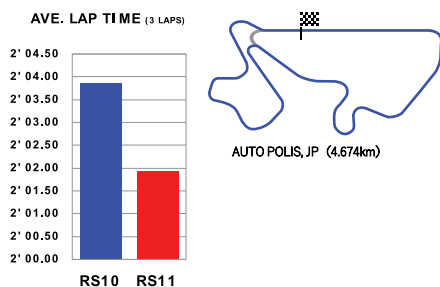
Enhance the ride of your liter bike with Bridgestone's flagship sport tire. The Battlax Racing Street RS11 is built with technology derived from the highest levels of racing. Whether you are chasing lap times, or riding your favorite winding road, enjoy Bridgestone's most aggressive street sport tire.

- Increased cornering grip and stability, with improved rider feedback:
  - The RS11 is the first road-oriented tire that has adopted the new V-MS-Belt construction in the rear which is currently used in Bridgestone's highest performing race tires. This significantly improves the contact area with the road surface, enhancing cornering grip.\*
  - A new molecular approach of fine carbon particles in terms of compounding has improved the bite to the road surface and enhanced the grip characteristics of the compound itself.\*
  - New 3LC compounds on the front and rear create greater grip, increased cornering stability, and improved rider feedback. No sacrifice to straight line stability.\*
- Groove pattern inspired by the BATTLAX Racing R11: Design adaptations make it an incredibly capable track tire, while still maintaining street tire performance.
- Increased wet performance: Enhanced water dispersion due to new groove design \*
- 1.9 seconds faster per 2 minute lap\*
- Sizing for modern liter bikes
- DOT Approved (No warmers needed)

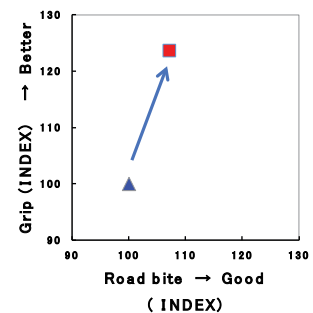
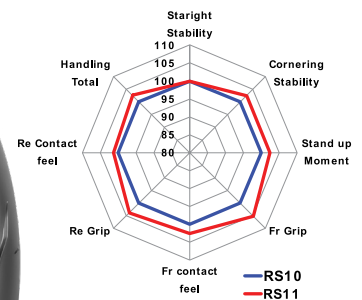
\*Disclaimer: Comparison based on Battlax Racing Street RS11 tire versus Battlax Racing Street RS10 tire from internal testing. Results may vary.

### TECHNICAL FEATURES

Front Rear



A new molecular approach of fine carbon particles in terms of compounding has improved the bite to the road surface and enhanced the grip characteristics of the compound itself.



TIRE SIZE	LOAD SPEED	TIRE CONSTRUCTION & PATTERN	OVERALL DIAMETER	TREAD WIDTH	OTD 32NDS	(MEASURING RIM) APPROVED RIM	MAX P.S.I.	PART #
<b>FRONT</b>								
120/70ZR17M/C	58W	RS11F BW TL	23.66	4.69	4.38	(3.50) 3.50~3.75	42	<b>835375 208.20</b>
<b>REAR</b>								
190/55ZR17M/C	75W	RS11R BW TL	25.55	7.4	6.16	(6.00) 5.50~6.00	42	<b>835376 230.88</b>
200/55ZR17M/C	78W	RS11R BW TL	25.83	7.76	6.16	(6.25) 6.00~6.50	42	<b>835377 311.28</b>

# HIGH PERFORMANCE SPORT RADIALS

## BATTLAX RACING STREET RS10

- High-performance sport radials optimized for high-grip and handling performance on dry surfaces.
- Bridgestone's MotoGP development analysis was used to determine the placement of new 3-D tread grooves to improve stability, grip and handling by optimizing block stiffness.
- Specially formulated rubber compounds front and rear offer sure grip as well as increased durability.
- RS10 (front) uses a Mono-Spiral Belt constructed with stiffer steel to enhance rigidity of the tread area for upgraded response and stability.
- Cap and Base (rear) adds tread stiffness for stability when braking and accelerating.
- Softer sidewall construction (rear) incorporated for better damping to improve handling.
- **Compares to:** Michelin Power Supersport, Pirelli Rosso Corsa, Metzeler Racetec K3.



**RS10 FRONT**

**RS10 REAR**



\*All comparisons made to Bridgestone BT-003RS Ultra-High Performance Sport Radial

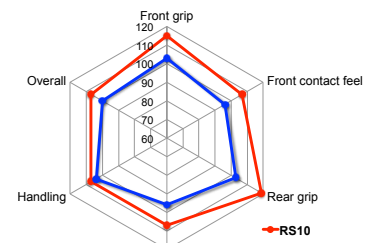
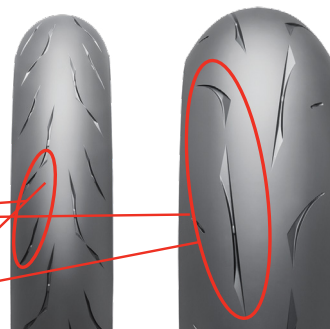
### Front Rear

**\*1** **\*2** **\*3**

- \*1: All Rear Sizes
- \*2: All Rear Sizes
- \*3: Front

Grooves are aligned in the direction of the forces when cornering.

Super long pitch pattern design for greater stability, consistent, predictable behavior, and greater block stiffness.



PERFORMANCE SCORE INDEX

TIRE SIZE	LOAD SPEED	TIRE CONSTRUCTION & PATTERN	OVERALL DIAMETER	TREAD WIDTH	OTD 32NDS	(MEASURING RIM) APPROVED RIM	MAX P.S.I.	PART #
<b>FRONT</b>								
110/70ZR17 M/C	(54H)	RS10F BW TL	23.27	4.29	4	(3.00) 3.00~3.50	41	<b>835369 146.36</b>
120/70ZR17M/C	(58W)	RS10F BW TL	23.6	4.7	4	(3.5) 3.0~3.5	42	<b>835370 208.20</b>
<b>REAR</b>								
140/70ZR17 M/C	(66H)	RS10R BW TL	24.69	5.71	6	(3.75) 3.75~4.50	41	<b>835372 191.71</b>
150/60ZR17	(66H)	RS10R BW TL	24.41	6.10	6	(4.25) 4.00~4.50	41	<b>835371 195.84</b>
180/55ZR17M/C	(73W)	RS10R BW TL	25.2	7.2	6	(5.5) 5.5~6.0	42	<b>835373 255.62</b>
190/50ZR17M/C	(73W)	RS10R BW TL	24.9	7.5	6	(6.0) 5.5~6.0	42	<b>835374 278.29</b>

## HIGH PERFORMANCE SPORT RADIALS

### **BATTLAX HYPERSPORT S22**

The BATTLAX HYPERSPORT S22 is Bridgestone's premier tire for the modern street sport bike. Starting where the S21 left off, the S22 has improved both the compounds and pattern design, to promote better handling in all conditions, without compromising wear.

- New front and rear compound improves the S22's dry grip\*
- New front and rear pattern design, and a new rear compound improves the overall wet grip\*
- Improved handling response due to increased pattern rigidity\*



#### FRONT AND REAR

##### New Pattern Design

- Enhanced groove design with optimized rigidity\*
- Improved wet performance\*
- Improved handling response\*

##### New Compound Front CL & Rear TR

- Improved dry grip\*

##### New Compound Rear Center

- Improved wet performance by utilizing fine grain Silica\*

##### MS•BELT Front & Rear

- Promotes handling and stability




TIRE SIZE	LOAD SPEED	TIRE CONSTRUCTION & PATTERN	OVERALL DIAMETER	TREAD WIDTH	OTD 32NDS	(MEASURING RIM) APPROVED RIM	MAX P.S.I.	PART #
<b>FRONT</b>								
110/70R17M/C	54H	Battlax Hypersport S22	23.3	4.4	4	(3.0) 3.0~3.5	41	<b>835389 148.42</b>
120/70ZR17M/C	58(W)	Battlax Hypersport S22	23.7	4.7	5	(3.5) 3.5~3.75	42	<b>835390 199.96</b>
<b>REAR</b>								
140/70R17M/C	66H	Battlax Hypersport S22	25.5	7.2	7	(5.0) 5.0~5.5	41	<b>835391 185.53</b>
150/60R17M/C	66H	Battlax Hypersport S22	24.4	6.3	7	(4.25) 4.25~4.5	41	<b>835392 187.59</b>
160/60ZR17M/C	69(W)	Battlax Hypersport S22	24.8	6.4	8	(4.5) 4.25~5	42	<b>835393 218.51</b>
180/55ZR17M/C	73(W)	Battlax Hypersport S22	24.9	7.1	8	(5.5) 5.5~6	42	<b>835394 226.76</b>
180/60ZR17M/C	75W	Battlax Hypersport S22	25.5	7.2	7	(5.0) 5.0~5.5	41	<b>835395 274.17</b>
190/50ZR17M/C	73(W)	Battlax Hypersport S22	24.7	7.5	8	(6) 5.5~6	42	<b>835396 255.62</b>
190/55ZR17M/C	75(W)	Battlax Hypersport S22	25.5	7.6	7	(6) 5.5~6	42	<b>835397 272.11</b>
200/55ZR17M/C	78(W)	Battlax Hypersport S22	25.9	7.8	7	(6.25) 5.5~6.5	42	<b>835398 294.78</b>

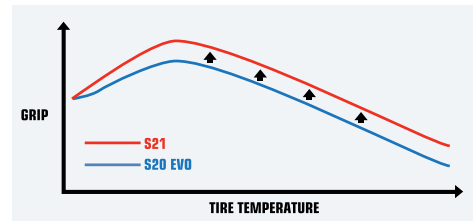
# HIGH PERFORMANCE SPORT RADIALS

## BATTLAX HYPERSPORT S21

- Dry grip and wear life significantly improved without sacrificing wet performance.
- 3D cross grooves designed to optimize rigidity and improve contact with the road.
- Dual compound front tire (3LC) with revised profile generates higher grip at lower lean angles.
- Triple compound rear tire (5LC) with revised profile provides improved stability and durability.
- Enhanced Micro-contact-patch Compound (EMC) technology used for both front and rear shoulder compounds. EMC increases grip potential and improves thermal stability to make sure the tire performance remains consistent as temps go up.
- **Compares to:** Dunlop Q3+, Michelin Pilot Power 3, Pirelli Diablo Rosso II, Metzeler Sportec M7 RR.



**S21 FRONT**      **S21 REAR**

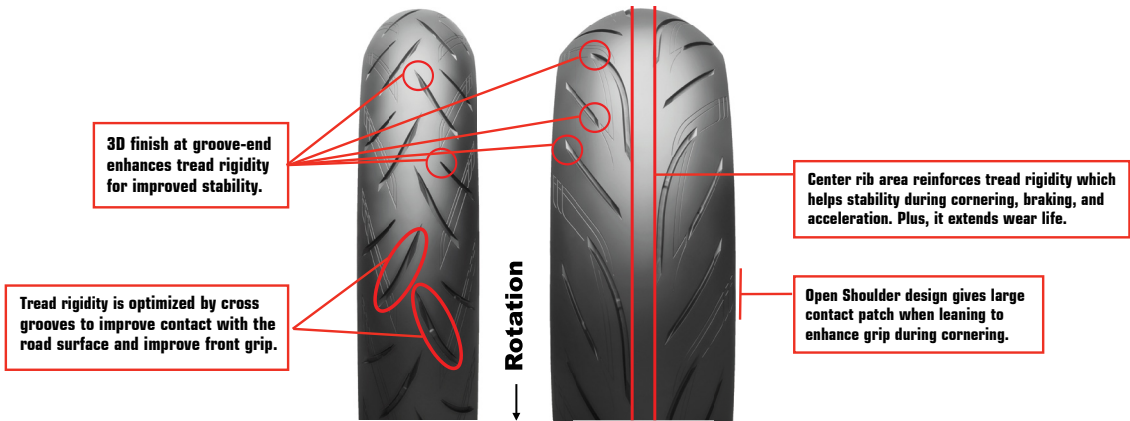


\*All comparisons made to Bridgestone S20 EVO Ultra-High Performance Sport Radial

**Front**                      **Rear**



\*Applied technologies are subject to sizes



TIRE SIZE	LOAD SPEED	TIRE CONSTRUCTION & PATTERN	OVERALL DIAMETER	TREAD WIDTH	OTD 32NDS	(MEASURING RIM) APPROVED RIM	MAX P.S.I.	PART #
<b>FRONT</b>								
130/70ZR16M/C	(61W)	S21F BW TL	23.2	5.1	5	(3.5) 3.5~4.0	42	<b>835379 179.34</b>
120/60ZR17M/C	(55W)	S21F BW TL	23.0	4.7	5	(3.5) 3.0~3.5	42	<b>835380 183.47</b>
<b>REAR</b>								
160/60ZR17M/C	(69W)	S21R BW TL	24.9	6.5	8	(4.5) 4.5~5.0	42	<b>835382 214.39</b>
180/55ZR17M/C	(73W)	S21R BW TL	24.8	7.3	8	(5.5) 5.5~6.0	42	<b>835383 226.76</b>
190/50ZR17M/C	(73W)	S21R BW TL	24.9	7.5	8	(6.0) 5.5~6.0	42	<b>835384 255.62</b>
200/55ZR17M/C	(78W)	S21R BW TL	25.9	7.9	7	(6.25) 6.0~6.5	42	<b>835388 294.78</b>

### SPORT TOURING

### BATTLAX SPORT TOURING T32

Following in the footsteps of the T31, the T32 takes a step forward by incorporating innovative new tread designs and rubber compounds to give sport touring riders the confidence to hit the road, rain or shine.

- Evacuates water more effectively with a new tread pattern featuring Pulse Groove Technology™ and Silica Rich compounds.\*
- Increased cornering grip and improved feel from larger adhesion area provided by a 13% larger rear contact patch.\*
- 7% shorter wet stopping distance with no sacrifice in wear life\*
- Specific GT spec options for heavier bikes provides additional stability and 10% more wear life\*
- GT Spec tires are recommend for bikes that have a dry weight above 500 lbs (where applicable sizes exist)



GT SPEC FRONT



GT SPEC REAR

\*Comparison based on Battlax T32 tire versus Bridgestone Battlax T31 tire from internal testing. Results may vary.

#### TECHNICAL FEATURES

#### Front

#### Rear

#### TECHNICAL FEATURES

Front Only



Rear Only



Front and Rear



TIRE SIZE	LOAD SPEED	TIRE CONSTRUCTION & PATTERN	LETTER CODE	OVERALL DIAMETER	TREAD WIDTH	OTD 32NDS	(MEASURING RIM) APPROVED RIM	MAX P.S.I.	PART #	
<b>FRONT</b>										
110/70ZR17M/C	54W	BATTLAX SPORT TOURING T32F		23.23	5.4	5	(3.0) 2.75~3.5	42	<b>835443</b>	<b>195.84</b>
120/60ZR17M/C	55W	BATTLAX SPORT TOURING T32F		22.95	7.4	5	(3.5) 3.0~3.4	42	<b>835444</b>	<b>197.90</b>
120/70ZR17M/C	58W	BATTLAX SPORT TOURING T32F		23.62	6.5	5	(3.5) 3.0~3.5	42	<b>835445</b>	<b>193.77</b>
120/70ZR17M/C	58W	BATTLAX SPORT TOURING T32F	GT	23.74	4.8	5	(3.5) 3.0~3.5	42	<b>835446</b>	<b>197.90</b>
110/80ZR18M/C	58W	BATTLAX SPORT TOURING T32F		25.04	4.3	5	(2.5) 2.5~3.0	42	<b>835447</b>	<b>206.14</b>
120/70ZR18M/C	59W	BATTLAX SPORT TOURING T32F		24.76	7.5	5	(3.5) 3.0~3.5	42	<b>835449</b>	<b>216.45</b>
120/70ZR18M/C	59W	BATTLAX SPORT TOURING T32F	GT	24.76	4.8	5	(3.5) 3.0~3.5	42	<b>835450</b>	<b>222.63</b>
110/80ZR19M/C	59V	BATTLAX SPORT TOURING T32F		25.98	4.7	5	(2.5) 2.5~3.0	42	<b>835451</b>	<b>197.90</b>
120/70ZR19M/C	60W	BATTLAX SPORT TOURING T32F		25.59	4.3	5	(3.5) 3.0~3.75	42	<b>835452</b>	<b>212.33</b>
<b>REAR</b>										
150/70ZR17M/C	69W	BATTLAX SPORT TOURING T32R		25.24	7.0	8	(4.0) 4.0~4.5	42	<b>835453</b>	<b>243.25</b>
160/60ZR17M/C	69W	BATTLAX SPORT TOURING T32R		24.57	6.0	8	(4.5) 4.5~5.0	42	<b>835454</b>	<b>241.19</b>
160/70ZR17M/C	73W	BATTLAX SPORT TOURING T32R		25.79	4.8	8	(4.5) 4.5~5.0	42	<b>835455</b>	<b>245.31</b>
170/60ZR17M/C	72W	BATTLAX SPORT TOURING T32R		25.08	6.3	8	(4.5) 4.5~5.5	42	<b>835456</b>	<b>232.94</b>
170/60ZR17M/C	72W	BATTLAX SPORT TOURING T32R	GT	25.08	7.1	8	(4.5) 4.5~5.5	42	<b>835457</b>	<b>251.49</b>
180/55ZR17M/C	73W	BATTLAX SPORT TOURING T32R	GT	24.76	4.8	8	(5.5) 5.5~6.0	42	<b>835459</b>	<b>255.62</b>
180/55ZR17M/C	73W	BATTLAX SPORT TOURING T32R		24.76	6.5	8	(5.5) 5.5~6.0	42	<b>835458</b>	<b>243.25</b>
190/50ZR17M/C	73W	BATTLAX SPORT TOURING T32R		24.57	4.3	8	(6.0) 5.5~6.0	42	<b>835460</b>	<b>267.99</b>
190/55ZR17M/C	75W	BATTLAX SPORT TOURING T32R		25.31	4.4	8	(6.0) 5.5~6.0	42	<b>835461</b>	<b>276.23</b>
190/55ZR17M/C	75W	BATTLAX SPORT TOURING T32R	GT	25.28	4.8	8	(6.0) 5.5~6.0	42	<b>835462</b>	<b>280.35</b>
140/70ZR18M/C	67V	BATTLAX SPORT TOURING T32R		25.71	4.8	9	(4.0) 3.5~4.5	42	<b>835463</b>	<b>270.05</b>
160/60ZR18M/C	70W	BATTLAX SPORT TOURING T32R		25.51	4.8	8	(4.5) 4.5~5.0	42	<b>835464</b>	<b>259.74</b>

### SPORT TOURING

#### BATTLAX SPORT TOURING T31

- The T31 replaces the very successful T30 EVO as the next evolution in Bridgestone's long line of sport-touring tires.
- T31 delivers our best ever wet weather performance without sacrificing the dry handling and wear life that the T30 EVO has become known for.
- Tread pattern with deco groove is optimized to ensure confidence-inspiring wet weather performance with a bold look.
- Optimized Mono-Spiral Belt construction (MSB) provides dynamic handling response with a light, linear feel and superb line holding ability.
- Front compound and revised 3LC rear construction enhance stability and all weather grip to shorten wet braking distance and improve traction while offering long tread life.
- "GT" Spec is available in 5 sizes to suit heavy-weight sport-touring machines.
- **Compares to:** Dunlop Roadsmart III, Michelin Pilot Road 4, Pirelli Angel GT, Metzeler Roadtec O1.

\*All comparisons made to Bridgestone T30 Sport Touring Tire



**T31  
FRONT**



**T31  
REAR**

#### TECHNICAL FEATURES

#### Front

#### Rear

#### TECHNICAL FEATURES



TIRE SIZE	LOAD SPEED	TIRE CONSTRUCTION & PATTERN	LETTER CODE	OVERALL DIAMETER	TREAD WIDTH	OTD 32NDS	(MEASURING RIM) APPROVED RIM	MAX P.S.I.	PART #
<b>FRONT</b>									
120/70ZR17M/C	(58W)	T31F BW TL	GT	23.8	4.8	4.3	(3.5) 3.0~3.5	42	<b>835431 199.96</b>
110/80ZR18M/C	(58W)	T31F BW TL		25.1	4.3	4.4	(2.5) 2.5~3.0	42	<b>835432 202.02</b>
120/70ZR18M/C	(59W)	T31F BW TL	GT	24.8	4.8	4.3	(3.5) 3.0~3.5	42	<b>835433 218.51</b>
120/70ZR19M/C	(60W)	T31F BW TL		25.7	4.7	4.3	(3.5) 3.0~3.75	42	<b>835434 214.39</b>
<b>REAR</b>									
160/70ZR17M/C	(73W)	T31R BW TL		25.9	6.3	6.4	(4.5) 4.5~5.0	42	<b>835435 245.31</b>
170/60ZR17M/C	(72W)	T31R BW TL	GT	25.1	6.6	6.4	(4.5) 4.5~5.5	42	<b>835436 245.31</b>
180/55ZR17M/C	(73W)	T31R BW TL		24.8	7.2	6.7	(5.5) 5.5~6.0	42	<b>835437 245.31</b>
180/55ZR17M/C	(73W)	T31R BW TL	GT	24.8	7.2	6.7	(5.5) 5.5~6.0	42	<b>835438 253.56</b>
190/55ZR17M/C	(75W)	T31R BW TL		25.4	7.4	6.4	(6.0) 5.5~6.0	42	<b>835440 278.29</b>
190/55ZR17M/C	(75W)	T31R BW TL	GT	25.3	7.4	6.4	(6.0) 5.5~6.0	42	<b>835441 284.48</b>
190/50ZR17M/C	(73W)	T31R BW TL		24.6	7.5	6.4	(6.0) 5.5~6.0	42	<b>835439 267.99</b>
160/60ZR18M/C	(70W)	T31R BW TL		25.6	6.3	6.4	(4.5) 4.5~5.0	42	<b>835442 259.74</b>

### ADVENTURE/DUAL SPORT

# BATTLAX ADVENTURE TRAIL AT41

An 80% on-road / 20% off-road ADV tire for riders who want a more aggressive tread design while maintaining great touring performance, enhanced wet traction on pavement, and light off-road capability.\* The AT41 is positioned nicely between the on-road oriented Battlax Adventure A41 and the off-road oriented Battlax Adventurecross AX41.

#### Key Benefits:

- Improved wet traction, braking, and water drainage due to optimized groove design\*
- 3LC + Cap & Base technology (rear only) promotes excellent wet & dry traction
- New compound for front tire promotes longer wear life and increases wet traction\*
- MS Belt™ technology and new block pattern promotes stability
- M+S designation

\* Comparison based on Battlax Adventure Trail AT41 versus Battlax Adventure A41 in internal testing. Results may vary depending upon proper tire and vehicle maintenance, surface conditions, and riding habits.



**AT41  
FRONT**



**AT41  
REAR**



TIRE SIZE	LOAD SPEED	TIRE CONSTRUCTION & PATTERN	LETTER CODE	OVERALL DIAMETER	TREAD WIDTH	OTD 32NDS	(MEASURING RIM) APPROVED RIM	MAX P.S.I.	PART #	
<b>FRONT</b>										
100/90-19M/C	57V	Battlax Adventure Trail AT41F	UM	26.14	4.02	6	[2.5] 2.15~2.75	41	<b>13843</b>	<b>0.00</b>
110/80R19M/C	59V	Battlax Adventure Trail AT41T		26.06	4.29	5	[2.5] 2.5~3	41	<b>13844</b>	<b>0.00</b>
120/70R19M/C	60V	Battlax Adventure Trail AT41F		25.71	4.76	5	[3.5] 3.5~3.75	41	<b>13725</b>	<b>0.00</b>
90/90-21M/C	54V	Battlax Adventure Trail AT41F	UM	27.48	3.54	5	[2.15] 1.85~2.5	41	<b>13723</b>	<b>0.00</b>
<b>REAR</b>										
130/80R17M/C	65H	Battlax Adventure Trail AT41R	UM	25.16	5.08	9	[3] 3~3.5	41	<b>13846</b>	<b>0.00</b>
140/80R17M/C	69V	Battlax Adventure Trail AT41R	UM	25.91	5.67	9	[3.5] 3~3.75	41	<b>13742</b>	<b>0.00</b>
150/70R17M/C	69V	Battlax Adventure Trail AT41R	UM	25.24	6.06	9	[4.25] 4~4.5	41	<b>13845</b>	<b>0.00</b>
170/60R17M/C	72V	Battlax Adventure Trail AT41R		25.08	6.61	9	[4.5] 4.25~5.5	41	<b>13724</b>	<b>0.00</b>
150/70R18M/C	70V	Battlax Adventure Trail AT41R	UM	26.22	5.98	9	[4.25] 4~4.5	41	<b>13726</b>	<b>0.00</b>



## AMERICAN V-TWIN REPLACEMENT

- High performance tires designed specifically with the American V-Twin rider in mind.
- Compounds and profiles designed to offer the optimal balance of handling, mileage and rider comfort.
- Optimum tread pattern for high powered American V-Twins with attractive diamond cross deco-groove.
- Get 50% better rear tire wear than Dunlop D401.\*
- Carcass designed for easier steering and improved ride quality for long distance riding.
- Compares to: Dunlop American Elite, Michelin Commander II, Pirelli Night Dragon, Metzeler ME880/888.
- Supplemental road hazard limited warranty included. See website for warranty details.

# BATTLECRUISE H50

**FRONT**



**REAR**



**Front Tire Construction** In addition to the Battlecruise H50 tire's handling performance, Bridgestone focused on the vertical stiffness of the tire to ensure ride comfort on long trips.

**Rear Tire Profile** Larger crown profile (CR) • Designed to optimize the slip and adhesion portion of rubber on road surfaces

**Outcome** Strategic reinforcement on the carcass and envelope

- The right balance between rigidity and shock absorption

**Benefits**

Optimized profile with a newly developed compound delivers the satisfaction of extended mileage.

**Benefits** Improved vibration damping • Higher shock absorption

TIRE SIZE	LOAD SPEED	TIRE CONSTRUCTION & PATTERN	OVERALL DIAMETER	TREAD WIDTH	OTD 32NDS	(MEASURING RIM) APPROVED RIM	MAX P.S.I.	PART #	
<b>FRONT</b>									
130/90B16M/C	67H	Battlecruise H50F TL	25.2	5.1	5	(3.5) 2.5~3.5	41	<b>835309</b>	<b>206.14</b>
130/90B16M/C	73H	Battlecruise H50F RFD TL	25.2	5.1	5	(3.5) 2.5~3.5	48	<b>835311</b>	<b>206.14</b>
100/80-17M/C	52H	Battlecruise H50F	23.4	4.1	5	2.5	42	<b>835312</b>	<b>169.04</b>
130/80B17M/C	65H	Battlecruise H50F TL	25.2	5	7	(3) 2.50~3.50	41	<b>835313</b>	<b>239.13</b>
140/75R17M/C	67W	Battlecruise H50F TL	25.4	5.4	5	(3.5) 3.50~4.25	41	<b>835314</b>	<b>237.06</b>
120/70ZR18M/C	59W	Battlecruise H50F TL	24.8	4.7	5	(3.5) 3.50~3.75	42	<b>835315</b>	<b>222.63</b>
130/70B18M/C	63H	Battlecruise H50F TL	25.2	5	7	(3.5) 3.00~4.00	41	<b>835316</b>	<b>237.06</b>
100/90B19M/C	57H	Battlecruise H50F TL	26.3	3.9	5	(2.5) 2.15~2.75	41	<b>835317</b>	<b>177.28</b>
120/70ZR19M/C	60W	Battlecruise H50F TL	25.7	4.8	5	(3.5) 3.00~3.75	41	<b>835319</b>	<b>214.39</b>
130/60B19M/C	61H	Battlecruise H50F TL	25.2	5	7	(3.5) 3.00~4.00	41	<b>835320</b>	<b>195.84</b>
80/90-21M/C	54H	Battlecruise H50F RFD TL	26.7	3.2	5	(1.85) 1.85~2.15	48	<b>835322</b>	<b>173.16</b>
130/60B21M/C	63H	Battlecruise H50F TL	27.1	5	5	(3.5) 3.00~4.00	41	<b>835321</b>	<b>206.14</b>

<b>REAR</b>									
TIRE SIZE	LOAD SPEED	TIRE CONSTRUCTION & PATTERN	OVERALL DIAMETER	TREAD WIDTH	OTD 32NDS	(MEASURING RIM) APPROVED RIM	MAX P.S.I.	PART #	
140/75R15M/C	65H	Battlecruise H50R	23.3	5.4	8	(3.5) 3.5 ~ 4.25	41	<b>835323</b>	<b>228.82</b>
130/90B16M/C	73H	Battlecruise H50R RFD TL	25.2	5.1	9	(3.5) 2.5~3.5	48	<b>835324</b>	<b>251.49</b>
140/90R16M/C	77H	Battlecruise H50R RFD TL	26	5.7	9	(3.5) 3.5~3.75	48	<b>835325</b>	<b>261.80</b>
150/80B16M/C	77H	Battlecruise H50R RFD TL	25.5	5.9	9	(3.5) 3.0~4.0	48	<b>835326</b>	<b>249.43</b>
180/70B16M/C	77H	Battlecruise H50R TL	25.9	7.2	9	(5) 4.25~5.50	41	<b>835329</b>	<b>336.01</b>
180/65B16M/C	81H	Battlecruise H50R RFD TL	25.2	7.1	10	(5) 4.25~5.50	48	<b>835328</b>	<b>327.77</b>
160/70B17M/C	73V	Battlecruise H50R TL	25.8	6.2	8	(5.0) 4.25~5.0	41	<b>835331</b>	<b>278.29</b>
150/60ZR17M/C	66W	Battlecruise H50R TL	24.1	5.8	8	(4) 4.00~4.50	42	<b>835330</b>	<b>243.25</b>
180/60B17M/C	75V	Battlecruise H50R TL	25.5	7.2	8	(5) 4.25~5.50	41	<b>835332</b>	<b>325.71</b>
200/55R17M/C	78V	Battlecruise H50R TL	25.8	7.7	8	(6.25) 6.00~6.50	41	<b>835333</b>	<b>278.29</b>
180/55B18M/C	80H	Battlecruise H50R RFD TL	26.1	7	9	(5.5) 5.00~6.00	42	<b>835334</b>	<b>340.14</b>
240/40R18M/C	79V	Battlecruise H50R TL	25.6	9.5	8	(8.5) 8.00~9.00	42	<b>835335</b>	<b>350.44</b>

**HONDA GOLD WING**

**EXEDRA G853 & G852**

- **OE Fitment on the 2018-2019 Honda GL 1800**
- Performance Radial design to offer solid performance and mileage.
- Silica enriched compound offers a high level of grip on both wet and dry surfaces.
- Aramid Mono-Spiral Belt construction (rear) offers high speed stability and shock absorption.



**G853 FRONT**



**G852 REAR**

TIRE SIZE	LOAD SPEED	TIRE CONSTRUCTION & PATTERN	LETTER CODE	OVERALL DIAMETER	TREAD WIDTH	OTD 32NDS	(MEASURING RIM) APPROVED RIM	MAX P.S.I.	PART #
<b>HONDA</b>									
<b>GL1800 (HONDA APPROVED) 2018-2019 (O.E.)</b>									
130/70R18M/C	63H	G853 RADIAL	G	25.2	5	6	(3.5) 3.5-4.0	41	<b>835247 257.68</b>
200/55R16M/C	77H	G852 RADIAL	G	24.6	7.8	10	(6.25) 6-6.5	41	<b>835250 338.07</b>

**EXEDRA G709 & G704**

- **Fitment on the 2001-2017 Honda GL 1800.**
- Sport Touring Radials designed specifically for the Honda GL1800.
- Offer great performance for GL1800 Gold Wing in various conditions.



**G709 FRONT G704 REAR**

TIRE SIZE	LOAD SPEED	TIRE CONSTRUCTION & PATTERN	OVERALL DIAMETER	TREAD WIDTH	OTD 32NDS	(MEASURING RIM) APPROVED RIM	MAX P.S.I.
<b>HONDA</b>							
<b>GL1800 2001-2017</b>							
130/70R18M/C	63H	G709F BW TL	25.3	5.0	6	(3.0) 3.0~4.0	41 <b>835246 261.80</b>
180/60R16M/C	74H	G704R BW TL	24.5	6.9	9	(5.0) 4.25~5.5	41 <b>835249 340.14</b>

**EXEDRA G701 & G702**

- **Fitment on the 1988-2000 Honda GL 1500.**
- Bias-ply touring tires designed for GL1500 Gold Wing.
- **Compares to:** Dunlop Elite 4/D250, Metzeler ME 888, Avon Cobra.



**G701**



**G702**

TIRE SIZE	LOAD SPEED	TIRE CONSTRUCTION & PATTERN	OVERALL DIAMETER	TREAD WIDTH	OTD 32NDS	(MEASURING RIM) APPROVED RIM	MAX P.S.I.	PART #
<b>HONDA</b>								
<b>GL1500 1988-2000</b>								
130/70-18M/C	63H	G701F BW TL	25.2	5.0	6	(3.0) 3.0~4.0	41	<b>835245 251.49</b>
160/80-16M/C	80H	G702R BW TL	26.0	6.3	9	(3.5) 3.75~4.5	41	<b>835248 311.28</b>

## METRIC CRUISER RADIALS REPLACEMENT

### EXEDRA G851 & G850

- Performance Radials designed for large cruisers, offer solid performance and mileage.
- Silica enriched compound offers a high level of grip on both wet & dry surfaces.
- Aramid Mono-Spiral Belt construction (rear) offers high speed stability and shock absorption.



**G851 FRONT**



**G850 REAR**



TIRE SIZE	LOAD SPEED	TIRE CONSTRUCTION & PATTERN	OVERALL DIAMETER	TREAD WIDTH	OTD 32NDS	(MEASURING RIM) APPROVED RIM	MAX P.S.I.	PART #	
<b>FRONT</b>									
130/70R18M/C	(63W)	G851F BW TL	25.3	5.0	5	(3.5) 3.5~4.0	42	<b>835038</b>	<b>195.84</b>
<b>REAR</b>									
180/55ZR18M/C	(74W)	G850R BW TL	25.8	6.9	7	(5.5) 5.5~6.0	42	<b>835043</b>	<b>243.25</b>

## METRIC CRUISER & TOURING REPLACEMENT TIRES

### EXEDRA MAX

- Both Bias-Ply and Radial applications. Radials will have an "R" in the size designation.
- Specific rubber compound for cruiser applications designed for long mileage.
- Unique wide shape of tire profile supports touring-type riding while reducing fatigue.
- Belt package construction provides linear handling, even for heavy bikes and 2-up riding.
- Rubber compounds designed for wet and dry performance and patterns designed for enhanced water evacuation.



**EXEDRA MAX FRONT**

**EXEDRA MAX REAR**

TIRE SIZE	LOAD SPEED	TIRE CONSTRUCTION & PATTERN	OVERALL DIAMETER	TREAD WIDTH	OTD 32NDS	(MEASURING RIM) APPROVED RIM	MAX P.S.I.	PART #	
<b>FRONT</b>									
150/80R16M/C	71V	Exedra Max BW TL	25.4	5.9	5	(3.5) 3.0~4.0	41	<b>835252</b>	<b>267.99</b>
150/80-16M/C	71H	Exedra Max BW TL	25.4	5.9	5	(3.5) 3.0~4.0	41	<b>835251</b>	<b>230.88</b>
120/90-17M/C	64H	Exedra Max BW TL	25.5	4.7	6	(2.75) 2.5~3.0	41	<b>835253</b>	<b>154.61</b>
130/70R17M/C	(62W)	Exedra Max BW TL	24.2	5.1	5	(3.5) 3.0~4.0	43	<b>835254</b>	<b>181.41</b>
110/90-18M/C	61H	Exedra Max BW TL	25.8	4.3	5	(2.5) 2.15~3.0	41	<b>835255</b>	<b>183.47</b>
130/70ZR18M/C	(63W)	Exedra Max BW TL	25.2	5.1	5	(3.5) 3.0~4.0	43	<b>835256</b>	<b>199.96</b>
100/90-19M/C	57H	Exedra Max BW TL	26.1	4.0	6	(2.5) 2.15~2.75	41	<b>835257</b>	<b>158.73</b>
110/90-19M/C	62H	Exedra Max BW TL	26.8	4.3	5	(2.15) 2.15~3.0	41	<b>835258</b>	<b>181.41</b>
90/90-21M/C	54H	Exedra Max BW TL	27.4	3.5	5	(2.15) 1.85~2.15	41	<b>835259</b>	<b>156.67</b>
<b>REAR</b>									
140/90-15M/C	70H	Exedra Max BW TL	24.9	5.6	9	(3.5) 2.75~3.75	41	<b>835260</b>	<b>191.71</b>
150/90B15M/C	74V	Exedra Max BW TL	25.6	5.9	9	(3.5) 3.0~4.0	43	<b>835261</b>	<b>276.23</b>
160/80-15M/C	74S	Exedra Max BW TL	25.1	6.3	9	(3.5) 3.5~4.5	37	<b>835262</b>	<b>241.19</b>
170/80B15M/C	77H	Exedra Max BW TL	25.7	6.7	9	(4.0) 3.5~4.5	41	<b>835263</b>	<b>265.92</b>
180/70-15M/C	76H	Exedra Max BW TL	24.9	7.1	9	(5.0) 4.25~5.5	41	<b>835264</b>	<b>265.92</b>
170/70B16M/C	75H	Exedra Max BW TL	25.4	6.6	9	(5.0) 4.5~5.5	41	<b>835265</b>	<b>278.29</b>
180/70R16M/C	77V	Exedra Max BW TL	25.9	7.1	7	(5.0) 5.0~5.5	43	<b>835266</b>	<b>292.72</b>
200/60R16M/C	79V	Exedra Max BW TL	25.6	8.1	7	(5.5) 5.5~6.25	43	<b>835267</b>	<b>298.91</b>
240/55R16M/C	86V	Exedra Max BW TL	26.4	9.4	9	(8.0) 7.0~8.0	43	<b>835268</b>	<b>321.58</b>
170/60ZR17M/C	(72W)	Exedra Max BW TL	25.0	6.6	7	(4.5) 4.5~5.5	43	<b>835269</b>	<b>245.31</b>
200/50ZR17M/C	(75W)	Exedra Max BW TL	24.9	7.9	7	(6.25) 6.0~6.5	43	<b>835270</b>	<b>276.23</b>

### VINTAGE

## BATTLAX BT46

Upgrading an icon is never easy. The BT46 replaces the BT45 as Bridgestone's premier Bias-Ply vintage sport and touring tire. The BT46 improves wet grip without sacrificing wear life or handling characteristics\*.

#### Key Benefits:

- Bias-Ply Tire designed for vintage sport and touring motorcycles
- New Silica single compound in the rear to maximize performance, grip, and wear
- Increased wet performance\*
- No sacrifice in wear life\*

\*Compared to the Bridgestone BATTLAX BT45



BT46 FRONT

BT46 REAR



### SIZE/AVAILABILITY CHART

TIRE SIZE	LOAD SPEED	TIRE CONSTRUCTION & PATTERN	UM CODE	OVERALL DIAMETER	TREAD WIDTH	OTD 32NDS	(MEASURING RIM) APPROVED RIM	MAX P.S.I.	PART #	
<b>FRONT</b>										
100/90-16M/C	54H	Battlax BT46F	UM	23.11	4.02	5.68	(2.50) 2.50~2.75	41	<b>835192</b>	<b>164.91</b>
110/90-16M/C	59V	Battlax BT46F		23.78	4.4	6	2.15-3	41	<b>835193</b>	<b>199.96</b>
120/80-16M/C	60V	Battlax BT46F		23.545	4.8	5.68	(2.75) 2.75~3.00	41	<b>835194</b>	<b>204.08</b>
100/80-17M/C	52H	Battlax BT46F		23.43	3.98	5.68	(2.50) 2.50~2.75	41	<b>835195</b>	<b>164.91</b>
110/80-17M/C	57H	Battlax BT46F		24.0	4.3	6	(2.5) 2.15~2.75	41	<b>835197</b>	<b>129.87</b>
110/70-17M/C	54H	Battlax BT46F	UM	23.2	4.3	6	(3.0) 2.5~3.5	41	<b>835196</b>	<b>208.20</b>
120/70-17M/C	58H	Battlax BT46F		23.8	4.8	6	2.75-3.75	41	<b>835198</b>	<b>210.27</b>
100/80-18M/C	53H	Battlax BT46F		24.41	3.98	5.68	(2.50) 2.50~2.75	41	<b>835199</b>	<b>171.10</b>
110/80-18M/C	58V	Battlax BT46F		25	4.33	5.68	(2.50) 2.50~3.00	42	<b>835202</b>	<b>210.27</b>
110/90-18M/C	61H	Battlax BT46F	UM	25.8	4.3	6	(2.5) 2.15~3.0	41	<b>835203</b>	<b>164.91</b>
100/90-18M/C	56V	Battlax BT46F		25.1	3.9	6	(2.5) 2.15~2.75	41	<b>835200</b>	<b>171.10</b>
100/90-18M/C	56H	Battlax BT46F	UM	25.1	3.9	6	(2.5) 2.15~3.0	41	<b>835201</b>	<b>154.61</b>
90/90-18M/C	51H	Battlax BT46F	UM	24.4	3.6	6	(2.15) 1.85~2.5	41	<b>835204</b>	<b>164.91</b>
100/90-19M/C	57V	Battlax BT46F		26.1	3.9	6	(2.5) 2.15~2.75	41	<b>835207</b>	<b>214.39</b>
100/90-19	57H	Battlax BT46F		26.18	3.9	6	2.15-2.75	41	<b>835205</b>	<b>185.53</b>
3.25-19	54H	Battlax BT46F		26.2	3.9	6	(2.15) 1.85~2.5	41	<b>835206</b>	<b>156.67</b>
<b>REAR</b>										
130/90-16M/C	67H	Battlax BT46R		25.1	5.4	9	(3.0) 2.5~3.5	41	<b>835208</b>	<b>148.42</b>
150/80-16M/C	71V	Battlax BT46R	UM	25.4	6.1	9	(3.5) 3.0~4.0	41	<b>835209</b>	<b>280.35</b>
130/90-17M/C	68V	Battlax BT46R	UM	26.1	5.4	9	(3.0) 2.5~3.5	41	<b>835214</b>	<b>230.88</b>
130/70-17M/C	62H	Battlax BT46R	UM	24.4	5.3	9	(3.5) 3.0~4.0	41	<b>835212</b>	<b>206.14</b>
140/80-17M/C	69V	Battlax BT46R	UM	25.8	5.6	9	(3.5) 2.75~3.75	41	<b>835216</b>	<b>204.08</b>
150/70-17M/C	69H	Battlax BT46R	UM	25.2	5.9	9	(4.5) 3.5~4.5	41	<b>835217</b>	<b>235.00</b>
130/80-17M/C	65H	Battlax BT46R	UM	24.0	4.3	6	(3.0) 2.5~3.5	41	<b>835213</b>	<b>202.02</b>
120/80-17M/C	61H	Battlax BT46R	UM	24.6	4.6	9	(2.75) 2.5~3.0	41	<b>835210</b>	<b>179.34</b>
120/90-17M/C	64V	Battlax BT46R	UM	25.5	4.7	9	(2.75) 2.5~3.5	41	<b>835211</b>	<b>210.27</b>
130/80-18M/C	66V	Battlax BT46R		25.24	5.2	9	2.5-3.5	41	<b>835224</b>	<b>226.76</b>
140/70-17M/C	66H	Battlax BT46R	UM	24.7	5.5	9	(4.0) 3.5~4.5	41	<b>835215</b>	<b>224.70</b>
140/70-18M/C	67H	Battlax BT46R		25.7	5.5	9	(4.0) 3.5~4.5	41	<b>835225</b>	<b>150.48</b>
120/90-18M/C	65V	Battlax BT46R	UM	26.5	4.7	9	(2.75) 2.5~3.0	41	<b>835222</b>	<b>228.82</b>
110/80-18M/C	58H	Battlax BT46R	UM	25.2	4.	9	(2.5) 2.15~3.0	41	<b>835219</b>	<b>166.98</b>
4.00-18	64H	Battlax BT46R		26.5	4.6	9	(2.5) 2.15~3.0	41	<b>835218</b>	<b>202.02</b>
110/90-18M/C	61H	Battlax BT46R	UM	25.8	4.4	9	(2.5) 2.15~3.0	41	<b>835220</b>	<b>166.98</b>
130/70-18M/C	63H	Battlax BT46R		25.4	5.3	9	(3.5) 3.0~4.0	41	<b>835223</b>	<b>199.96</b>
120/80-18M/C	62H	Battlax BT46R	UM	25.6	4.6	9	(2.75) 2.5~3.0	41	<b>835221</b>	<b>164.91</b>
150/70-18M/C	70H	Battlax BT46R		26.3	6	8.65	(4.25) 4.00~4.50	41	<b>835226</b>	<b>230.88</b>

### VINTAGE

# BATTLAX BT-45

### Battlax BT-45 Sport Touring Replacements

- Sport Touring Bias-Ply tires for mid-sized sport-touring bikes and older sport bikes.
- Features Silica enriched compound for wet and dry grip.
- Dual Compound in the rear allows for longer mileage than single compound and better stability from center, while edges offer grip and performance while cornering.
- Larger crown radius contributes to stability for high speed touring.
- Available in H and V-rated sizes.
- **Compares to:** Dunlop GT501, Pirelli Sport Demon, Metzeler Lasertec, Michelin Pilot Activ, and Macadam.



**BT-45  
FRONT**

**BT-45  
REAR**



TIRE SIZE	LOAD SPEED	TIRE CONSTRUCTION & PATTERN	OVERALL DIAMETER	TREAD WIDTH	OTD 32NDS	(MEASURING RIM) APPROVED RIM	MAX P.S.I.	PART #	
<b>FRONT H-RATED</b>									
100/90-16M/C	54H	BT45F BW TL	23.1	3.9	6	(2.5) 2.15~2.75	41	<b>835044</b>	<b>164.91</b>
120/70-17M/C	58H	BT45F BW TL	23.8	4.8	6	(3.5) 2.75~3.75	41	<b>835046</b>	<b>210.27</b>
100/80-18M/C	53H	BT45F BW TL	24.3	3.9	6	(2.5) 2.15~2.75	41	<b>835186</b>	<b>171.10</b>
90/90-21M/C	54H	BT45F BW TL	27.6	3.6	5	(1.85) 1.85~2.5	41	<b>835049</b>	<b>152.55</b>
<b>FRONT V-RATED</b>									
110/90-16M/C	59V	BT45F BW TL	23.8	4.4	6	(2.50) 2.15~3.0	43	<b>835058</b>	<b>199.96</b>
120/80-16M/C	60V	BT45F BW TL	23.6	4.8	6	(2.75) 2.5~3.0	43	<b>835059</b>	<b>204.08</b>
110/80-17M/C	57V	BT45F BW TL	23.9	4.2	6	(2.50) 2.15~3.0	43	<b>835060</b>	<b>189.65</b>
110/80-18M/C	58V	BT45F BW TL	24.9	4.2	6	(2.5) 2.15~3.0	43	<b>835062</b>	<b>208.20</b>
110/90-18M/C	61V	BT45F BW TL	25.8	4.4	6	(2.5) 2.15~3.0	43	<b>835063</b>	<b>204.08</b>
<b>REAR V-RATED</b>									
130/80-18M/C	66V	BT45R BW TL	26.1	5.2	9	(3.0) 2.5~3.5	43	<b>835072</b>	<b>208.20</b>



### CUSTOM

# BATTLAX ADVENTURECROSS SCRAMBLER AX41S

The all new AX41S was developed specifically for the rider who wants classic Scrambler looks, but still desires Bridgestone performance and capability. The AX41S is truly where form meets function.

- Designed with the modern classic rider in mind.
- The touring tire compound and the 3LC™ tread for the rear promotes wet and dry performance.



### FRONT AND REAR

#### New Pattern

- Made to perform while still retaining the modern classic style

#### Touring Compound

- Reliable wet and dry performance by utilizing the latest touring compounds



Dual Compound

#### 3LC™ Tread For Rear

### SIZE/AVAILABILITY CHART

TIRE SIZE	LOAD SPEED	TIRE CONSTRUCTION & PATTERN	OVERALL DIAMETER	TREAD WIDTH	OTD 32NDS	(MEASURING RIM) APPROVED RIM	MAX P.S.I.	PART #
<b>FRONT</b>								
120/70-17M/C	58H	Battlax Adventurecross Scrambler AX41S	23.7	4.7	5	(3.5) 3.5~3.75	42	<b>835118 212.33</b>
100/90-18M/C	56H	Battlax Adventurecross Scrambler AX41S	25.1	4.0	6	(2.5) 2.15~2.75	41	<b>835119 185.53</b>
110/80-18M/C	58H	Battlax Adventurecross Scrambler AX41S	25	4.3	5	(2.5) 2.5~3	42	<b>835120 210.27</b>
130/80-18M/C	78P	Battlax Adventurecross Scrambler AX41S	26.1	4.0	6	(3.0) 2.5~3.5	41	<b>835121 220.57</b>
100/90-19M/C	57H	Battlax Adventurecross Scrambler AX41S	25.2	5.2	9	(2.5) 2.15~2.75	41	<b>835122 193.77</b>
120/70-19M/C	60H	Battlax Adventurecross Scrambler AX41S	25.7	4.8	5	(3.5) 3.5~3.75	42	<b>835123 210.27</b>
<b>REAR</b>								
180/80-14M/C	78P	Battlax Adventurecross Scrambler AX41S	25.6	7.4	9	(4.5) 4.0~5.0	33	<b>835124 226.76</b>
160/60-15M/C	67H	Battlax Adventurecross Scrambler AX41S	22.6	6.4	8	(4.5) 4.5~5	42	<b>835125 208.20</b>
130/80-17M/C	65H	Battlax Adventurecross Scrambler AX41S	26.3	5.2	7	(3.0) 2.5~3.5	33	<b>835126 208.20</b>
160/60-17M/C	69H	Battlax Adventurecross Scrambler AX41S	24.6	6.2	8	(4.5) 4.25~5	42	<b>835127 249.43</b>
170/60-17M/C	72H	Battlax Adventurecross Scrambler AX41S	25.1	6.5	8	(4.5) 4~5.5	42	<b>835128 257.68</b>
180/55-17M/C	73H	Battlax Adventurecross Scrambler AX41S	24.8	7.2	8	(5.5) 5.5~6	42	<b>835129 270.05</b>

## SCOOTER

### BATTLAX SC

Sport-inspired design for the urban rider and commuter with small to medium displacement (<=400cc) scooters. Zip around your city with confidence in both wet and dry conditions.

#### Key Benefits:

- Sporty handling and stability from V-shape tread pattern
- Designed to reduce noise from optimized main tread groove angle
- Wet weather grip from wider grooves
- Reduces irregular wear and shimmy via optimized tread rigidity



### SIZE/AVAILABILITY CHART

TIRE SIZE	LOAD SPEED	TIRE CONSTRUCTION & PATTERN	OVERALL DIAMETER	TREAD WIDTH	OTD 32NDS	(MEASURING RIM) APPROVED RIM	MAX P.S.I.	PART #	
<b>FRONT</b>									
120/70-12	51S	BATTLAX SC	18.7	4.8	6	3.5	38	<b>835400</b>	<b>105.13</b>
110/90-12	64L	BATTLAX SC	19.9	4.3	6	2.5	36	<b>835399</b>	<b>103.07</b>
110/70-12 M/C	47L	BATTLAX SC	18.2	4.3	7	3	33	<b>835401</b>	<b>90.70</b>
110/90-13 M/C	56L	BATTLAX SC	20.9	4.3	6	2.5	33	<b>835403</b>	<b>115.44</b>
120/70-13 M/C	53P	BATTLAX SC	19.6	4.8	7	3.5	33	<b>835404</b>	<b>109.26</b>
120/80-14 M/C	58S	BATTLAX SC	21.6	4.6	6	2.75	36	<b>835406</b>	<b>129.87</b>
120/70-15 M/C	56S	BATTLAX SC	21.7	4.8	7	3.5	38	<b>835408</b>	<b>129.87</b>
100/80-16 M/C	50P	BATTLAX SC	22.3	3.9	6	2.5	33	<b>835409</b>	<b>113.38</b>
110/70-16 M/C	52S	BATTLAX SC	22.0	4.3	6	3	33	<b>835410</b>	<b>140.18</b>
<b>REAR</b>									
120/90-10	66J	BATTLAX SC	18.6	4.8	8	2.75	36	<b>835411</b>	<b>111.32</b>
130/70-12	62P	BATTLAX SC	19.3	5.0	8	3.5	41	<b>835414</b>	<b>111.32</b>
130/70-12	56L	BATTLAX SC	19.2	5.0	8	3.5	33	<b>835413</b>	<b>111.32</b>
120/70-12	51L	BATTLAX SC	18.8	4.8	7	3.5	33	<b>835412</b>	<b>96.89</b>
130/70-13 M/C	57P	BATTLAX SC	20.3	5.0	8	3.5	33	<b>835415</b>	<b>131.93</b>
150/70-13 M/C	64S	BATTLAX SC	21.4	5.7	10	4	36	<b>835417</b>	<b>152.55</b>
140/70-13 M/C	61P	BATTLAX SC	20.7	5.7	9	4	33	<b>835416</b>	<b>144.30</b>
90/90-14 M/C	46P	BATTLAX SC	20.6	3.5	8	2.15	33	<b>835422</b>	<b>90.70</b>
140/70-14 M/C	68S	BATTLAX SC	21.8	5.5	9	4	45	<b>835421</b>	<b>148.42</b>
100/90-14 M/C	51P	BATTLAX SC	21.1	3.9	7	2.5	33	<b>835418</b>	<b>103.07</b>
100/90-14 M/C	57P	BATTLAX SC	21.1	3.9	7	2.5	41	<b>835419</b>	<b>107.19</b>
120/80-16 M/C	60P	BATTLAX SC	23.6	4.7	8	2.75	33	<b>835423</b>	<b>129.87</b>

## SCOOTER

### BATTLAX SCOOTER SC2

Experience the full potential of your maxi-scooter with the hypersport-inspired Battlax SC2. Whether blasting through the morning commute or discovering your new favorite backroad, the SC2 has you covered.

#### Key Benefits:

- Enhanced precision feeling and handling because of MSB construction\*
- Confidence inspiring grip because of 3LC rear construction
- Enhanced dry cornering grip due to increased block rigidity and featuring same tread pattern as BATTLAX Hypersport S21\*
- Optimized groove angle designed to improve deformation and roll characteristics\*

\*Comparison based on BATTLAX Scooter SC2 vs. BATTLAX SC from internal testing. Results may vary depending on proper tire and vehicle maintenance, road conditions, and driving habits.



**FRONT REAR**



\*1: Rear (160/60R15 M/C)  
\*2: Rear tire only

#### SIZE/AVAILABILITY CHART

TIRE SIZE	LOAD SPEED	TIRE CONSTRUCTION & PATTERN	OVERALL DIAMETER	TREAD WIDTH	OTD 32NDS	(MEASURING RIM) APPROVED RIM	MAX P.S.I.	PART #	
<b>FRONT</b>									
120/70R14 M/C	55H	BATTLAX SCOOTER SC2	20.8	4.7	5	3.5	41	<b>835424</b>	<b>127.81</b>
120/70R15 M/C	56H	BATTLAX SCOOTER SC2	21.7	4.7	5	3.5	41	<b>835425</b>	<b>140.18</b>
<b>REAR</b>									
160/60R14 M/C	65H	BATTLAX SCOOTER SC2	21.6	6.3	8	4.5	41	<b>835426</b>	<b>208.20</b>
160/60R15 M/C	67H	BATTLAX SCOOTER SC2	22.6	6.4	8	4.5	41	<b>835427</b>	<b>220.57</b>

### BATTLAX SCOOTER SC2 *Rain*

For the maxi-scooter ride who doesn't let a little rain slow them down. Ride confidently and in style on this versatile tread pattern that is derived from the Battlax Sport Touring T31.

#### Key Benefits:

- Enhanced precision feeling and handling because of MSB construction\*
- Confidence inspiring grip because of 3LC rear construction
- Enhanced grip in wet and cold conditions due to high silica compound\*
- Features groove ratio and tread pattern found in BATTLAX Sport Touring T31. Designed to improve water drainage
- Optimized groove angle designed to improve deformation and roll characteristics\*

\*Comparison based on BATTLAX Scooter SC2 vs. BATTLAX SC from internal testing. Results may vary depending on proper tire and vehicle maintenance, road conditions, and driving habits.



**FRONT REAR**



\*1: Rear (160/60R15 M/C)  
\*2: Rear tire only

#### SIZE/AVAILABILITY CHART

TIRE SIZE	LOAD SPEED	TIRE CONSTRUCTION & PATTERN	OVERALL DIAMETER	TREAD WIDTH	OTD 32NDS	(MEASURING RIM) APPROVED RIM	MAX P.S.I.	PART #	
<b>FRONT</b>									
120/70R15 M/C	56H	BATTLAX SCOOTER SC2 RAIN	21.7	4.7	5	3.5	41	<b>835428</b>	<b>142.24</b>
<b>REAR</b>									
160/60R14 M/C	65H	BATTLAX SCOOTER SC2 RAIN	21.6	6.3	8	4.5	41	<b>835429</b>	<b>210.27</b>
160/60R15 M/C	67H	BATTLAX SCOOTER SC2 RAIN	22.6	6.4	8	4.5	41	<b>835430</b>	<b>222.63</b>

# ADVENTURE/DUAL SPORT

## BATTLAX ADVENTURECROSS AX41

Designed specifically with the Adventure enthusiast in mind. This 40% on-road / 60% off-road Adventure tire is the perfect compliment to your modern Adventure motorcycle, and provides enhanced performance both on and off-road.


**FRONT**
**REAR**
**40% On-Road / 60% Off-Road**

- The BATTLAX ADVENTURECROSS AX41 offers improved off-road traction from a new pattern design, compound, and high cross sectional area\*
- The new compound, pattern design, and block wall angle optimization have improved the durability of the AX41\*
- The new blocks feature Even-Wear™ Design, and have improved the performance on road by reducing block deformation due to step wear.\*

\* Versus the Bridgestone A41, and the Bridgestone T301/T302

### SIZE/AVAILABILITY CHART

TIRE SIZE	LOAD SPEED	TIRE CONSTRUCTION & PATTERN	OVERALL DIAMETER	TREAD WIDTH	OTD 32NDS	(MEASURING RIM) APPROVED RIM	MAX P.S.I.	PART #
<b>FRONT</b>								
100/90-18M/C	56P	Battlax Adventurecross AX41	25.1	4.0	10	(2.5) 2.15~2.75	33	<b>835134 164.91</b>
90/100-19M/C	55P	Battlax Adventurecross AX41	26.2	3.7	10	(2.15) 1.85~2.5	33	<b>835138 150.48</b>
100/90-19M/C	57Q	Battlax Adventurecross AX41	26.3	4	10	(2.5) 2.15~2.75	35	<b>835135 191.71</b>
110/80B19M/C	59Q	Battlax Adventurecross AX41	26.1	4.3	10	(2.5) 2.15~3	35	<b>835136 199.96</b>
120/70B19M/C	60Q	Battlax Adventurecross AX41	25.9	4.7	10	(3.5) 3.5~3.75	35	<b>835137 214.39</b>
2.75-21	45P	Battlax Adventurecross AX41	27.2	3.1	10	(1.8) 1.4~1.8	33	<b>835139 152.55</b>
3.00-21	51P	Battlax Adventurecross AX41	27.6	3.4	10	1.6	33	<b>835140 138.12</b>
80/100-21M/C	51P	Battlax Adventurecross AX41	27.6	3.1	10	(1.85) 1.60~2.15	33	<b>835141 136.05</b>
90/90-21M/C	54Q	Battlax Adventurecross AX41	27.6	3.5	10	(2.15) 1.85~2.5	35	<b>835142 150.48</b>
<b>REAR</b>								
120/90-16M/C	63P	Battlax Adventurecross AX41	24.4	5.0	12	(2.75) 2.5~3.0	33	<b>835143 146.36</b>
120/90-17M/C	64P	Battlax Adventurecross AX41	25.4	4.8	12	(2.75) 2.5~3.5	33	<b>835145 162.85</b>
130/80-17M/C	65P	Battlax Adventurecross AX41	25.5	5.1	12	(3.0) 2.5~3.5	33	<b>835146 183.47</b>
130/80B17M/C	65Q	Battlax Adventurecross AX41	25.3	5.0	12	(3) 2.5~3.5	35	<b>835147 197.90</b>
140/80B17M/C	69Q	Battlax Adventurecross AX41	26.1	5.6	12	(3.5) 2.75~3.75	35	<b>835148 232.94</b>
150/70B17M/C	69Q	Battlax Adventurecross AX41	25.6	5.9	12	(4.25) 3.5~4.5	35	<b>835149 202.02</b>
170/60B17M/C	72Q	Battlax Adventurecross AX41	25.4	6.6	12	(4.5) 4~5.5	35	<b>835150 286.54</b>
4.10-18	59P	Battlax Adventurecross AX41	25.3	4.2	12	(2.5) 1.85~2.5	33	<b>835152 146.36</b>
4.60-17	62P	Battlax Adventurecross AX41	24.92	4.7	14	2.15	33	<b>835144 133.99</b>
4.60-18	63P	Battlax Adventurecross AX41	25.91	4.6	15	2.15	33	<b>835153 133.99</b>
120/80-18M/C	62P	Battlax Adventurecross AX41	25.6	4.8	12	(2.75) 2.5~3.0	33	<b>835154 162.85</b>
120/90-18M/C	65P	Battlax Adventurecross AX41	26.5	4.8	12	(2.75) 2.5~3.0	33	<b>835155 164.91</b>
130/80-18M/C	66P	Battlax Adventurecross AX41	26.5	5.4	12	(3.0) 2.5~3.5	33	<b>835156 175.22</b>
150/70B18M/C	70Q	Battlax Adventurecross AX41	26.6	5.98	12	(4.25) 3.5~4.5	35	<b>835157 267.99</b>
4.00-18	64P	Battlax Adventurecross AX41	27.0	4.2	13	(2.5) 2.15~3.0	33	<b>835151 148.42</b>

## BATTLAX ADVENTURE A41

- Bridgestone's third generation Adventure Touring tire delivers confidence inspiring performance and excellent life for a wide variety of bikes.
- Both front and rear feature 3LC™ (Dual Compound) with new compounds to provide grip when it's needed without sacrificing mileage.
- 90% on-road/10% off-road tire that gives you confidence, which inspires touring performance even when the pavement ends.
- Best ever wet performance from our Adventure Touring tires.
- Tread patterns with deco groove enhances wet weather performance and offers improved agility and line-holding with an aggressive look.
- Both front and rear now use Mono-Spiral Belt construction to improve stability in all conditions.



**A41 FRONT    A41 REAR**



## SIZE/AVAILABILITY CHART

TIRE SIZE	LOAD SPEED	TIRE CONSTRUCTION & PATTERN	OVERALL DIAMETER	TREAD WIDTH	OTD 32NDS	(MEASURING RIM) APPROVED RIM	MAX P.S.I.	PART #
<b>FRONT</b>								
120/70ZR17M/C	58W	Battlax Adventure A41F	23.6	4.8	6	(3.5) 3.5~3.75	42	<b>835100 206.14</b>
110/80R18M/C	58H	Battlax Adventure A41F	25	4.3	5	(2.5) 2.5~3	42	<b>835101 206.14</b>
100/90V19M/C	57V	Battlax Adventure A41F	26.1	4	6	(2.5) 2.15~2.75	42	<b>835102 187.59</b>
110/80R19M/C	54V	Battlax Adventure A41F	25.9	4.3	5	(2.5) 2.5~3	42	<b>835103 208.20</b>
120/70R19M/C	60V	Battlax Adventure A41F	25.6	4.7	5	(3.5) 3.5~3.75	41	<b>835104 210.27</b>
120/70ZR19M/C	60W	Battlax Adventure A41F	25.6	4.7	5	(3.5) 3.5~3.75	41	<b>835105 218.51</b>
90/90V21M/C	54V	Battlax Adventure A41F	27.4	3.5	6	(2.15) 1.85~2.5	41	<b>835106 166.98</b>
<b>REAR</b>								
130/80R17M/C	65H	Battlax Adventure A41R	25.2	5.1	11	(3) 3~3.5	41	<b>835107 216.45</b>
140/80R17M/C	69V	Battlax Adventure A41R	25.9	5.7	11	(3.5) 3~3.75	41	<b>835108 235.00</b>
150/70R17M/C	69V	Battlax Adventure A41R	25.2	5.9	11	(4.25) 4~4.5	42	<b>835109 253.56</b>
160/60ZR17M/C	69W	Battlax Adventure A41R	24.6	6.2	8	(4.5) 4.25~5.5	42	<b>835110 249.43</b>
170/60R17M/C	72V	Battlax Adventure A41R	25.1	6.6	11	(4.5) 4.5~5.5	41	<b>835111 265.92</b>
170/60ZR17M/C	72W	Battlax Adventure A41R	25.1	6.6	8	(4.5) 4.5~5.5	41	<b>835112 272.11</b>
180/55ZR17M/C	73W	Battlax Adventure A41R	24.8	7.1	8	(5.5) 5.5~6	42	<b>835113 286.54</b>
190/55ZR17M/C	75W	Battlax Adventure A41R	25.2	7.5	8	(6) 5.5~6	42	<b>835115 313.34</b>
150/70ZR18M/C	70W	Battlax Adventure A41R	26.3	6	8	(4.25) 4~4.5	41	<b>835117 247.37</b>

## TRAIL WING REPLACEMENTS

- TW 301/302 combination is 50% on / 50% off-road.
- TW302 features Dual Compound technology.



**TW301**

**TW302**

TIRE SIZE	LOAD SPEED	TIRE CONSTRUCTION & PATTERN	OVERALL DIAMETER	TREAD WIDTH	OTD 32NDS	(MEASURING RIM) APPROVED RIM	MAX P.S.I.	PART #
<b>FRONT</b>								
3.00-21	51S	TW301F BW TT	27.6	3.4	10	1.6	37	<b>835518 129.87</b>
<b>REAR</b>								
4.60-17	62P	TW302R BW TT	24.9	4.7	14	2.15	33	<b>835520 131.93</b>
4.60-18	63P	TW302R BW TT	25.9	4.6	15	2.15	33	<b>835521 164.91</b>





## MOTOCROSS TIRES (NON D.O.T.)

### BATTLECROSS X10 *Mud/Sand Terrain*

- Battlecross X10 operates more effectively over a wider terrain range for greater flexibility in varying track conditions.
- Innovative tread patterns developed specifically for deep bottomless sand and mud, maintains control and traction in adverse conditions.
- Front spiked tread pattern cuts a clean path and helps maintain control.
- Rear tread pattern with optimized block rigidity provides excellent traction in mud and sand and helps control sideslip.
- **Compares to:** Dunlop MX11, Michelin StarCross 5 Sand, Pirelli Scorpion MX Soft 410.



**X10 FRONT**      **X10 REAR**

TIRE SIZE	LOAD SPEED	TIRE CONSTRUCTION & PATTERN	OVERALL DIAMETER	TREAD WIDTH	OTD 32NDS	(MEASURING RIM) APPROVED RIM	MAX P.S.I.	PART #
<b>FRONT</b>								
80/100-21	51M	X10F BW TT	27.8	3.8	18	1.60	10-15	<b>835530 125.75</b>
<b>REAR</b>								
100/90-19	57M	X10R BW TT	26.6	4.8	21	1.85	10-15	<b>835531 142.24</b>
110/90-19	62M	X10R BW TT	27.3	5.4	22	2.15	10-15	<b>835532 152.55</b>

## MOTOCROSS TIRES (NON D.O.T.)

### **BATTLECROSS X20** *Soft/Intermediate Terrain*

- Available in most big bike sizes.
- Tread pattern and block design front and rear provides higher cornering grip and greater traction on soft terrain.
- Convex "Castle Block" rear offers enhanced traction on a wider range of terrain conditions.
- Improved grip in all conditions.
- **Compares to:** Dunlop MX3S, Michelin MS3 and S12, Pirelli Scorpion MX32.



**X20 FRONT      X20 REAR**

TIRE SIZE	LOAD SPEED	TIRE CONSTRUCTION & PATTERN	OVERALL DIAMETER	TREAD WIDTH	OTD 32NDS	(MEASURING RIM) APPROVED RIM	MAX P.S.I.	PART #	
<b>FRONT</b>									
70/100-19	42M	X20F BW TT	24.88	3.27	12.67	(1.60) 1.60~1.85	33	<b>835533</b>	<b>72.15</b>
80/100-21	51M	X20F BW TT	27.8	3.8	16	1.60	10-15	<b>835535</b>	<b>121.62</b>
90/100-21	57M	X20F BW TT	28.1	3.9	16	1.60	10-15	<b>835534</b>	<b>138.12</b>
<b>REAR</b>									
90/100-16	51M	X20R BW TT	23.78	4.29	17.17	(2.15) 2.15~2.50	33	<b>835536</b>	<b>74.21</b>
110/100-18	64M	X20R BW TT	26.9	5.1	21	2.15	10-15	<b>835537</b>	<b>148.42</b>
100/90-19	57M	X20R BW TT	26.8	4.8	21	1.85	10-15	<b>835539</b>	<b>140.18</b>
110/90-19	62M	X20R BW TT	27.2	5.3	21	2.15	10-15	<b>835540</b>	<b>148.42</b>
120/80-19	63M	X20R BW TT	27.4	5.3	21	2.15	10-15	<b>835538</b>	<b>152.55</b>

### **BATTLECROSS X30** *Intermediate Terrain*

- Available in most big bike sizes.
- Front tire features Asymmetric Block Pattern which optimizes block placement to achieve stable grip under braking and cornering.
- Rear tire features Cooling Fins for better heat dispersion which offer more consistent performance.
- Convex "Castle Block" (rear) offers enhanced traction under acceleration and braking.
- Improved grip in all conditions. Crosses well between soft, intermediate and hard terrain.
- **Compares to:** Dunlop MX3S, Michelin StarCross 5 Medium, Pirelli Scorpion MX32/MX554.



**X30 FRONT      X30 REAR**

TIRE SIZE	LOAD SPEED	TIRE CONSTRUCTION & PATTERN	OVERALL DIAMETER	TREAD WIDTH	OTD 32NDS	(MEASURING RIM) APPROVED RIM	MAX P.S.I.	PART #	
<b>FRONT</b>									
70/100-19	42M	X30F BW TT	25.0	3.3	13	1.40	10-15	<b>835541</b>	<b>72.15</b>
80/100-21	51M	X30F BW TT	27.9	3.7	15	1.60	10-15	<b>835542</b>	<b>121.62</b>
90/100-21	57M	X30F BW TT	28.1	3.9	15	1.60	10-15	<b>835543</b>	<b>138.12</b>
<b>REAR</b>									
90/100-16	52M	X30R BW TT	23.7	4.3	13	1.85	10-15	<b>835544</b>	<b>74.21</b>
100/100-18	59M	X30R BW TT	26.3	4.8	20	1.85	10-15	<b>835545</b>	<b>138.12</b>
110/100-18	64M	X30R BW TT	26.8	5.2	20	2.15	10-15	<b>835546</b>	<b>144.30</b>
100/90-19	57M	X30R BW TT	26.7	4.8	19	1.85	10-15	<b>835547</b>	<b>133.99</b>
110/90-19	62M	X30R BW TT	27.1	5.2	20	2.15	10-15	<b>835548</b>	<b>146.36</b>
120/80-19	63M	X30R BW TT	27.3	5.3	20	2.15	10-15	<b>835549</b>	<b>152.55</b>

# MOTOCROSS TIRES IN ON D.O.T.J

## BATTLECROSS X31 Intermediate Terrain

The newest member of the BATTLECROSS X series is here! The BATTLECROSS X31 is for a broader range of intermediate terrain in big bike sizes.\* Starting where the X30 left off, the X31 is enhanced with Bunker Groove™ technology which results in greater traction in both harder and softer terrains.\* Bunker Groove™ works by improving casing flex which enhances traction in harder terrain and adds biting edges for traction in softer conditions.\* Cooling Fins™ keep the feel consistent throughout your moto.

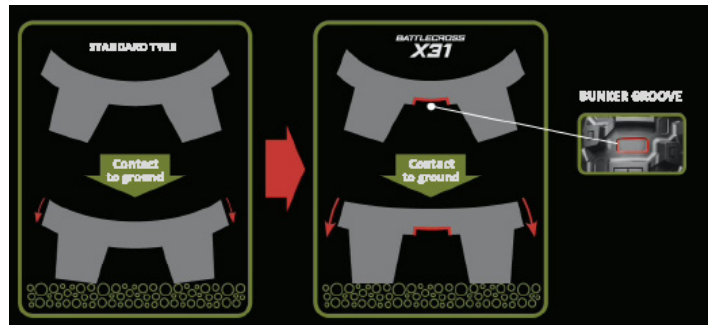
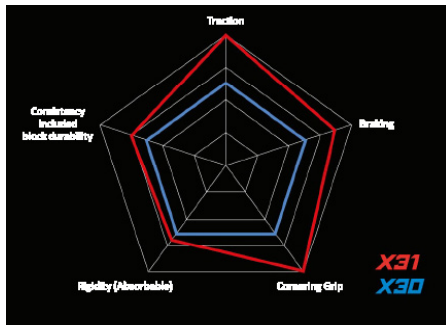


**X31 FRONT      X31 REAR**

**Key Benefits:**

- True intermediate tire with improved traction in a broader range of terrain\*
- Rear tire **Cooling Fins™** promote consistent traction and feel under continuous use (such as during a moto) by dispersing heat and minimizing inflation pressure gain.
- **Bunker Groove™** technology – Two great benefits!
- Increased casing flex in tread area improves lug contact for greater traction in harder terrain while helping to maintain sidewall stability.\*
- Provides additional biting edges when lugs are fully embedded in soft terrain.\*
- Symmetric front tire design enhanced with **Castle Block™** promotes braking stability while increasing biting edges and contact pressure on soft and slippery surfaces.\*
- Asymmetric rear tire tread design featuring Castle Block™ enhances cornering traction by increasing lateral biting edges.\*

\*Comparison based on Battlecross X31 versus Battlecross X30 in internal testing. Results may vary depending upon proper tire and vehicle maintenance, surface conditions, and riding habits.



TIRE SIZE	LOAD SPEED	TIRE CONSTRUCTION & PATTERN	LETTER CODE	OVERALL DIAMETER	TREAD WIDTH	OTD 32NDS	(MEASURING RIM) APPROVED RIM	RECOMMENDED P.S.I.	PART #	
<b>FRONT</b>										
80/100-21	51M	X31F BW TT		27.95	3.74	14	1.6	10-15	<b>13847</b>	<b>0.00</b>
90/100-21	57M	X31F BW TT		28.11	3.90	14	1.6	10-15	<b>13848</b>	<b>0.00</b>
<b>REAR</b>										
110/100-18	64M	X31R BW TT		26.89	5.2	20	2.15	10-15	<b>13851</b>	<b>0.00</b>
100/90-19	57M	X31R BW TT		26.85	4.8	19	1.85	10-15	<b>13852</b>	<b>0.00</b>
110/90-19	62M	X31R BW TT		27.28	5.24	20	2.15	10-15	<b>13849</b>	<b>0.00</b>
120/80-19	63M	X31R BW TT		27.52	5.35	20	2.15	10-15	<b>13850</b>	<b>0.00</b>

## MOTOCROSS TIRES (NON D.O.T.)

### **BATTLECROSS X40** *Intermediate/Hard Terrain*

- Available in most big bike sizes.
- Front tire features Asymmetric Tread Pattern which optimizes block placement to achieve stable grip under braking and cornering.
- Rear tire features Cooling Fins for better heat dispersion which offer more consistent performance.
- Convex "Castle Block" (rear) offers enhanced traction under acceleration and braking.
- Improved grip in all conditions.
- **Compares to:** Dunlop MX52, Michelin MH3, Pirelli Scorpion MX486/MX554/SX.



**X40 FRONT X40 REAR**

TIRE SIZE	LOAD SPEED	TIRE CONSTRUCTION & PATTERN	OVERALL DIAMETER	TREAD WIDTH	OTD 32NDS	(MEASURING RIM) APPROVED RIM	MAX P.S.I.	PART #	
<b>FRONT</b>									
80/100-21	51M	X40F BW TT	27.8	3.8	14	1.60	10-15	<b>835550</b>	<b>121.62</b>
90/100-21	57M	X40F BW TT	28.2	3.8	14	1.60	10-15	<b>835551</b>	<b>138.12</b>
<b>REAR</b>									
110/100-18	64M	X40R BW TT	26.8	5.2	20	2.15	10-15	<b>835552</b>	<b>144.30</b>
100/90-19	57M	X40R BW TT	26.8	4.8	18	1.85	10-15	<b>835553</b>	<b>133.99</b>
110/90-19	62M	X40R BW TT	27.3	5.2	20	2.15	10-15	<b>835554</b>	<b>146.36</b>
120/80-19	63M	X40R BW TT	27.4	5.3	20	2.15	10-15	<b>835555</b>	<b>152.55</b>

### **M59: Soft/Intermediate Terrain Front**

TIRE SIZE	LOAD SPEED	TIRE CONSTRUCTION & PATTERN	OVERALL DIAMETER	TREAD WIDTH	OTD 32NDS	(MEASURING RIM) APPROVED RIM	MAX P.S.I.	PART #	
<b>M59 FRONT - CROSS COUNTRY-SOFT TERRAIN</b>									
80/100-21	51M	M59 BW TT	28.0	3.7	15	1.60	10-15	<b>835364</b>	<b>142.24</b>



**M59 FRONT**




## OFF-ROAD/ENDURO

### BATTLECROSS E50

The BATTLECROSS E50 is the most versatile off-road tire in the BATTLECROSS line-up. The E50 is built specifically with the hardcore Enduro rider in mind, where the rider must traverse multiple surfaces in one ride.

- Specifically designed for the hard core Enduro rider.
- The E50 tire is optimized for a broad spectrum of off-road riding.
- Improved off-road traction due to a new front and rear tread pattern, Castle Block™ Technology, increased block rigidity, and the additional biting edges of our bunker technology\*.
- Improved cornering grip from the newly designed front and rear tread pattern, Castle Block™ Technology, and increased block rigidity\*.
- The E50 is easier to mount because we optimized the sidewall rigidity and the profile to improve rim fitting at the track or on the trail\*.
- DOT approved.



**FRONT**

#### Castle Block (Convexed Block)

Convex blocks that maximize the edge effect of the block in the center area in order to help ensure traction on not only the intermediate road terrain but also the hard terrain.

\* Versus the Bridgestone ED663/ED668, and ED03/ED04



**REAR**

#### Bunker (Dent in Tread Part)

Even when the block part is buried in the road surface, it produces traction at the edge part of the bunker wall.

### SIZE/AVAILABILITY CHART

TIRE SIZE	LOAD SPEED	TIRE CONSTRUCTION & PATTERN	OVERALL DIAMETER	TREAD WIDTH	OTD 32NDS	(MEASURING RIM) APPROVED RIM	MAX P.S.I.	PART #
<b>FRONT</b>								
90/90-21M/C	54P	Battlecross E50F BW TT	27.9	3.7	15	(2.15) 1.85~2.5	33	<b>835233 148.42</b>
<b>REAR</b>								
120/90-18M/C	65P	Battlecross E50R BW TT	26.7	5	16	(2.75) 2.5~3	33	<b>835235 160.79</b>
140/80-18M/C	70P	Battlecross E50R BW TT	27.1	5.5	16	(3.5) 2.75~3.75	33	<b>835236 160.79</b>

\* Versus the Bridgestone ED663/ED668, and ED03/ED04

**OFF-ROAD/ENDURO**

**BATTLECROSS E50 EXTREME**

The E50 Extreme is built to compete in the most extreme enduro races. Challenge the toughest terrain with confidence due to a soft compound especially developed for superior grip.

**Key Benefits:**

- Extra soft compound provides increased grip
- Advanced block positioning and castle block technology to maximize traction
- Grip improvements on all Extreme Enduro terrain\*
- 1 size, 140/80-18 rear
- Non-DOT

\*Compared to E50




**FRONT**



**REAR**

**TECHNICAL FEATURES**



**REAR**



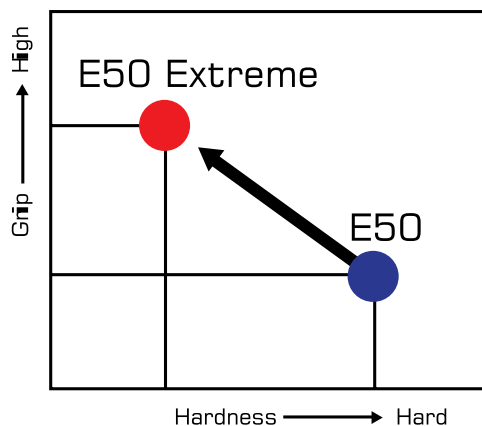
**Castle Block (Convexed Block)**

Adopt convex blocks that maximize the edge effect of the block in the center area in order to ensure a strong traction

**Bunker (Dent in Tread Part)**

Even when the block part is buried in the road surface, it produces traction at the edge part of the bunker wall.

**Compound for E50 Extreme**



A softer compound demonstrates excellent grip and powerful traction

**SIZE/AVAILABILITY CHART**

TIRE SIZE	LOAD SPEED	TIRE CONSTRUCTION & PATTERN	OVERALL DIAMETER	TREAD WIDTH	OTD 32NDS	(MEASURING RIM) APPROVED RIM	MAX P.S.I.	PART #
<b>REAR</b>								
140/80-18	70M	BATTLECROSS E50 EXTREME	27.1	5.5	16	(3.5) 2.75~3.75	33	<b>835234 177.28</b>

## MOTOCROSS TIRES (NON D.O.T.) SMALL/MINI SIZES

### M203/M204: Soft/Intermediate Terrain

- M203 (front) has tire design technology working in a broad range of soft & intermediate terrain applications.
- M203 (front) provides strong grip with directional pattern rotation to enhance stability and increase braking power.
- M204 (rear) offers a race proven tread pattern designed with extra wide block spacing for great drive performance and slide control on firm base soil.
- M204 (rear) has tall tread blocks with shoulder steps and increased base angle radius for reliable stability and durability in a broad range of abusive soil conditions.



**M203 FRONT    M204 REAR**

TIRE SIZE	LOAD SPEED	TIRE CONSTRUCTION & PATTERN	OVERALL DIAMETER	TREAD WIDTH	OTD 32NDS	(MEASURING RIM) APPROVED RIM	MAX P.S.I.	PART #
<b>FRONT</b>								
60/100-14	30M	M203 BW TT	19.3	3.0	11	1.40	10-15	<b>835346 59.78</b>
70/100-17	40M	M203 BW TT	23.1	3.3	13	1.40	10-15	<b>835347 68.03</b>
70/100-19	42M	M203 BW TT	25.0	3.3	13	1.40	10-15	<b>835348 72.15</b>
<b>REAR</b>								
80/100-12	41M	M204 BW TT	18.2	3.6	15	1.60	10-15	<b>835349 61.84</b>
90/100-14	49M	M204 BW TT	21.7	4.3	17	1.60	10-15	<b>835350 74.21</b>
90/100-16	52M	M204 BW TT	23.7	4.3	17	1.85	10-15	<b>835351 76.27</b>

### M403/M404: Intermediate Terrain

- Bridgestone's broadest range motocross & off-road tires.
- Race-proven Tread Design Patterns & Rubber Compounds.
- Fine-Tuned Casing Constructions.
- Derived from top Factory SX/MX and Off-Road Racing Technologies.
- Good durability & covers a wide range of soils.
- M403 (front) provides Cornering Control & Feedback even at full lean angles.
- M404 (rear) offers Traction & Slide Control for strong acceleration out of corners.
- **Compares to:** Dunlop MX3S, Michelin MS3/MH3, Pirelli Scorpion MX32/ MX554.



**M403 FRONT    M404 REAR**

TIRE SIZE	LOAD SPEED	TIRE CONSTRUCTION & PATTERN	OVERALL DIAMETER	TREAD WIDTH	OTD 32NDS	(MEASURING RIM) APPROVED RIM	MAX P.S.I.	PART #
<b>FRONT</b>								
60/100-12	33M	M403 BW TT	17.1	3.1	9	(1.40) 1.20~1.60	10-15	<b>835358 57.72</b>
60/100-14	30M	M403 BW TT	19.3	3.0	11	1.40	10-15	<b>835359 59.78</b>
70/100-17	40M	M403 BW TT	23.1	3.3	13	1.40	10-15	<b>835360 65.97</b>
<b>REAR</b>								
70/100-10	38M	M404 BW TT	15.9	3.3	13	(1.60) 1.40~1.60	10-15	<b>835361 49.47</b>
80/100-12	41M	M404 BW TT	18.2	3.6	15	1.60	10-15	<b>835362 61.84</b>
90/100-14	49M	M404 BW TT	21.5	4.2	17	1.60	10-15	<b>835363 76.27</b>

# MOTOCROSS TIRES (NON D.O.T.) SMALL/MINI SIZES

## M40: 50cc Mini-Sizes

- Impressive grip and handling.
- Available in both 2.50-10 & 2.75-10 sizing.


**M40 FRONT & REAR**

TIRE SIZE	LOAD SPEED	TIRE CONSTRUCTION & PATTERN	OVERALL DIAMETER	TREAD WIDTH	OTD 32NDS	(MEASURING RIM) APPROVED RIM	MAX P.S.I.	PART #	
<b>FRONT &amp; REAR</b>									
2.5-10	33J	M40 BW TT	15.4	2.8	10	1.50	10-15	<b>835356</b>	<b>53.60</b>
2.75-10	38J	M40 BW TT	15.5	3.0	11	1.50	10-15	<b>835357</b>	<b>55.66</b>

## M23/M22: Hard Terrain

- Innovative tread pattern, specifically designed for hard packed surfaces.
- Overall solid grip, stability, and handling.
- Great tire for "blue groove" conditions.


**M23 FRONT M22 REAR**

TIRE SIZE	LOAD SPEED	TIRE CONSTRUCTION & PATTERN	OVERALL DIAMETER	TREAD WIDTH	OTD 32NDS	(MEASURING RIM) APPROVED RIM	MAX P.S.I.	PART #	
<b>FRONT</b>									
70/100-17	40M	M23 BW TT	22.8	3.1	11	1.40	10-15	<b>835354</b>	<b>129.87</b>
2.50-19	N/A	M23 BW TT	24.7	3.0	9	1.40	10-15	<b>835355</b>	<b>107.19</b>
<b>REAR</b>									
90/100-14	49M	M22 BW TT	21.4	4.3	15	1.60	10-15	<b>835352</b>	<b>129.87</b>
3.00-16	N/A	M22 BW TT	23.0	3.7	14	1.60	10-15	<b>835353</b>	<b>113.38</b>

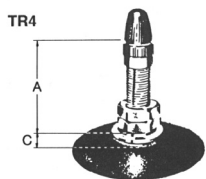


## MOTORCYCLE TUBES

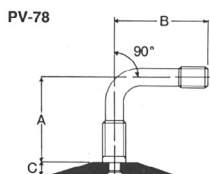
### Motocross/Off Road Tubes

- Original Equipment sizes.
- TR4 and PV-78 valve types.

#### Tube Type Rubber Base Valves



Valve No.	Dimensions (mm)		
	A	B	C
TR4	29.5		4.5
TR4S	29.5		4.5



Valve No.	Dimensions (mm)		
	A	B	C
PV-78	30	33	4.5

TIRE SIZE	TUBE TYPE	ADDITIONAL FITMENT DETAIL	VALVE TYPE	PART #	
130/90-16 / 130/90B16	TR-4		TR-4	<b>835489</b>	<b>30.92</b>
140/90 / 150/80-16	TR-4		TR-4	<b>835500</b>	<b>37.11</b>
140/90 / 150/80-16	PV-78		PV-78	<b>835482</b>	<b>37.11</b>
180/70-15 / 180/65B16	PV-78		PV-78	<b>835507</b>	<b>37.11</b>
140/90-15	TR-4		TR-4	<b>835490</b>	<b>28.86</b>
140/90-15	PV-78	(also fits 150~160)	PV-78	<b>835481</b>	<b>28.86</b>
140B / 160/70-17	TR-4		TR-4	<b>835501</b>	<b>37.11</b>
180/60B17	TR-4		TR-4	<b>835502</b>	<b>37.11</b>
120/90 / 4.60-18	TR-4		TR-4	<b>835505</b>	<b>30.92</b>
80/90-21	TR-4		TR-4	<b>835504</b>	<b>28.86</b>
110/90A-R17	Radial, TR-4	Radial (120/70R17)	TR-4	<b>835508</b>	<b>28.86</b>
150 / 160/70-17	Radial, TR-4	Radial (160/60R17)	TR-4	<b>835491</b>	<b>30.92</b>
3.25A / 100/90A-19	TR-4	Triumph Scrambler	TR-4	<b>835496</b>	<b>28.86</b>
120 / 130/80-17	TR-4	Triumph Scrambler	TR-4	<b>835488</b>	<b>28.86</b>
2.75B / 3.50-21	TR-4	Honda CRF230L	TR-4	<b>835503</b>	<b>28.86</b>
100/100B-18	TR-4	Honda CRF230L	TR-4	<b>835484</b>	<b>28.86</b>
110/70R17	Radial, TR-4	Yamaha WR250X	TR-4	<b>835486</b>	<b>28.86</b>
80/90-21	TR-4	Kawasaki Vulcan VN800	TR-4	<b>835499</b>	<b>28.86</b>
110/90-19	TR-4	Suzuki Intruder VS 1400	TR-4	<b>835487</b>	<b>28.86</b>
170/80-15	PV-78	Suzuki Intruder VS 1400	PV-78	<b>835483</b>	<b>37.11</b>
110/100-18	TR-4	Yamaha TW200	TR-4	<b>835485</b>	<b>28.86</b>
180/80-14	TR-4	Yamaha TW200	TR-4	<b>835492</b>	<b>37.11</b>

## MOTOCROSS TUBES (NON D.O.T.)

### Motocross/Off Road Tubes

- Heavy duty, puncture resistant 3mm natural rubber.
- Ultra-heavy duty is an industry leader—4mm of natural rubber.
- Standard tube available in all mini-sizes.

TIRE SIZE	VALVE		PART #	
<b>MINI BIKE MOTOCROSS TUBES</b>				
250/70/100-10	TR-4	STD	<b>835494</b>	<b>26.80</b>
60/100-12	TR-4	STD	<b>835497</b>	<b>26.80</b>
275-80/100-12	TR-4	STD	<b>835495</b>	<b>26.80</b>
60/100-14	TR-4	STD	<b>835498</b>	<b>26.80</b>
90/100-14	TR-4	STD	<b>835470</b>	<b>26.80</b>
90/100-16	TR-4	STD	<b>835467</b>	<b>26.80</b>
70/100-17	TR-4	STD	<b>835468</b>	<b>26.80</b>
70/100-19	TR-4	STD	<b>835469</b>	<b>26.80</b>
<b>MOTOCROSS HEAVY DUTY</b>				
100/100-18	TR-4	MX-H	<b>835471</b>	<b>43.29</b>
110/100-18	TR-4	MX-H	<b>835473</b>	<b>43.29</b>
100/90-19	TR-4	MX-H	<b>835472</b>	<b>43.29</b>
110/90-19	TR-4	MX-H	<b>835474</b>	<b>43.29</b>
80/100-21	TR-4	MX-H	<b>835475</b>	<b>43.29</b>
<b>MOTOCROSS ULTRA HEAVY DUTY</b>				
100/100-18	TR-4	MX-UH	<b>835476</b>	<b>51.54</b>
110/100-18	TR-4	MX-UH	<b>835478</b>	<b>57.72</b>
100/90-19	TR-4	MX-UH	<b>835477</b>	<b>51.54</b>
110/90-19	TR-4	MX-UH	<b>835479</b>	<b>55.66</b>
80/100-21	TR-4	MX-UH	<b>835480</b>	<b>51.54</b>



# CONVERSION CHARTS

## Safety Warning

### Run-In

Use care when riding on new tires. We recommend that you ride slowly and carefully for the first 60 miles (~100 km) until you become accustomed to the performance of your new tires in conjunction with your motorcycle. We recommend avoiding extreme maneuvers, including sudden acceleration, maximum braking and hard cornering, until you have become accustomed to the performance of you tires in conjunction with your motorcycle.

#### Motorcycle Street Tire Size

##### Front

Metric	Alpha	Inch
80/90	MH90	2.50/2.75
90/90	MJ90	2.75/3.00
100/90	MM90	3.25/3.50
110/90	MM90	3.75/4.00
120/80	-	4.25/4.50
120/90	MR90	4.25/4.50
130/90	MT90	5.00/5.10

##### Rear

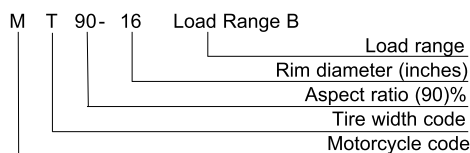
Metric	Alpha	Inch
110/90	MN90	3.75/4.25
120/80	MP85	4.50/4.75
120/90	MP85	4.50/4.75
130/80	-	5.00/5.10
130/90	MT90	5.00/5.10
140/80	-	5.50/6.00
140/90	MU90	5.50/6.00
150/80	MV85	6.00/6.25
150/90	MV85	6.00/6.25

#### Street Tire Size Designations

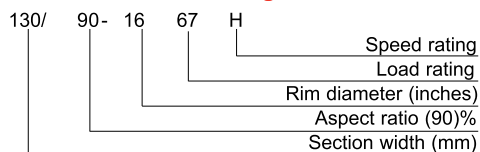
##### Inch Designations



##### ALPHABETICAL DESIGNATIONS



##### Metric Designations



Load Rating - A numerical code which corresponds to the total load carrying capacity at the speed indicated by the speed symbol.

$$\text{Aspect Ratio} = \frac{\text{Section height}}{\text{Section width}} \times 100$$

#### Motorcycle Knobby Tire Size

##### Front

Metric	Four-Stroke Metric	Inch
70/100	80/90	2.75/3.00
80/100	90/90	3.00/3.25
90/100	90/100	3.25

##### Rear

Metric	Four-Stroke Metric	Inch
90/100	100/80	3.60/4.10
100/90	110/80	4.10/4.60
110/90	120/80	4.50/5.10
110/100	130/80	5.10

#### Load Index Rating

LI	lbs	LI	lbs	LI	lbs	LI	lbs	LI	lbs
22	187	35	267	48	397	61	567	74	827
23	193	36	276	49	408	62	584	75	853
24	198	37	282	50	419	63	600	76	882
25	204	38	291	51	430	64	617	77	908
26	209	39	300	52	441	65	639	78	937
27	215	40	309	53	454	66	661	79	963
28	220	41	320	54	467	67	677	80	992
29	227	42	331	55	481	68	694	81	1019
30	234	43	342	56	494	69	716	82	1047
31	240	44	353	57	507	70	736	83	1074
32	247	45	364	58	520	71	761	84	1102
33	254	46	375	59	536	72	783	85	1135
34	260	47	386	60	551	73	805	86	1168

#### Speed Rating

Motorcycle use		Maximum Design/Test Speed	
		(Mph)	(km/h)
	F type	50	80
	J type	62	100
	L type	75	120
	M type	81	130
	N type	87	140
	P type	94	150
	Q type	99	160
	R type	106	170
	S type	112	180
	H type	130	210
	V type	149	240
	Z type	149+	240+
	W type	168	270
	(W) type	168+	270+
Flotation Type (Low I.P.)		50	80

Warning: Only properly trained personnel should mount tires.

MODEL	YEAR	O.E. FRONT TIRE	O.E. REAR TIRE	RECOMMENDED		RECOMMENDED	
				FRONT SIZE	FRONT PATTERN	REAR SIZE	REAR PATTERN
<b>ORIGINAL EQUIPMENT = BOLD</b>							
<b>APRILIA</b>							
Shiver 750 GT	2008	120/70ZR17	180/55ZR17	120/70ZR17	Battlax S22 / T31	180/55ZR17	Battlax S22 / T31
Shiver 750 GT	2013	120/70ZR17	180/55ZR17	120/70ZR17	Battlax S22 / T31	180/55ZR17	Battlax S22 / T31
RST 1000 Futura	2004	120/70ZR17	180/55ZR17	120/70ZR17	Battlax T31 / Battlax Adventure A41	180/55ZR17	Battlax T31 / Battlax Adventure A41
RSV 4	2008	120/70ZR17	190/55ZR17	120/70ZR17	Battlax RS10 / S22 / T31	190/55ZR17	Battlax RS10 / S22 / T31
RSV 4	2012	120/70ZR17	190/55ZR17	120/70ZR17	Battlax RS10 / S22 / T31	190/55ZR17	Battlax RS10 / S22 / T31
RSV 4	2015	120/70ZR17	190/55ZR17	120/70ZR17	Battlax RS10 / S22 / T31	190/55ZR17	Battlax RS10 / S22 / T31
RSV 4 RF	2016	120/70ZR17	200/55ZR17	120/70ZR17	Battlax RS10 / S22	200/55ZR17	Battlax RS10 / S22
RSV 4 RR	2016	120/70ZR17	200/55ZR17	120/70ZR17	Battlax RS10 / S22	200/55ZR17	Battlax RS10 / S22
Tuono Fighter 1000	06-10	120/70ZR17	190/55ZR17	120/70ZR17	Battlax RS10 / S22 / T31	190/55ZR17	Battlax RS10 / S22 / T31
TUONO 1000 R	2007	120/70ZR17	190/50ZR17	120/70ZR17	Battlax RS10 / S22 / T31	190/50ZR17	Battlax RS10 / S22 / T31
Tuono V4 1000 Factory	2011	120/70ZR17	190/55ZR17	120/70ZR17	Battlax RS10 / S22 / T31	190/55ZR17	Battlax RS10 / S22 / T31
Tuono V4 1000 Factory	2013	120/70ZR17	190/55ZR17	120/70ZR17	Battlax RS10 / S22 / T31	190/55ZR17	Battlax RS10 / S22 / T31
Tuono V4 1000 Factory	2015	120/70ZR17	190/55ZR17	120/70ZR17	Battlax RS10 / S22 / T31	190/55ZR17	Battlax RS10 / S22 / T31
Tuono V4 1000 Factory	2016	120/70ZR17	190/55ZR17	120/70ZR17	Battlax RS10 / S22 / T31	190/55ZR17	Battlax RS10 / S22 / T31
RSV 4 Factory	2019	120/70ZR17	190/55ZR17	120/70ZR17	Battlax RS10 / S22 / T31	190/55ZR17	Battlax RS10 / S22 / T31
Tuono V4 1100 Factory	2016	120/70ZR17	200/55ZR17	120/70ZR17	Battlax RS10 / S22	200/55ZR17	Battlax RS10 / S22
Tuono V4 1100 RR	2015	120/70ZR17	190/55ZR17	120/70ZR17	Battlax RS10 / S22 / T31	190/55ZR17	Battlax RS10 / S22 / T31
Tuono V4 1100 RR	2016	120/70ZR17	190/55ZR17	120/70ZR17	Battlax RS10 / S22 / T31	190/55ZR17	Battlax RS10 / S22 / T31
Caponord 1200	2013	120/70ZR17	180/55ZR17	120/70ZR17	Battlax T31 / Battlax Adventure A41	180/55ZR17	Battlax T31 / Battlax Adventure A41
Caponord 1200 Rally	2014	120/70R19	170/60R17	120/70R19	Battlax T31 / Battlax Adventure A41	170/60R17	Battlax T31 / Battlax Adventure A41
<b>BMW</b>							
C evolution	17-20	120/70R15	160/60R15	120/70R15	Battlax Scooter SC2 / SC2 Rain	160/60R15	Battlax Scooter SC2 / SC2 Rain
G310R	2017	110/70R17	150/60R17	110/70R17	S22	150/60R17	S22
G310GS	2018	110/80R19	150/70R17	110/80R19	Battlax T31	150/70R17	Battlax T31
C 600 Sport	2011	120/70R15	160/60R15	120/70R15	Battlax Scooter SC2 / SC2 Rain	160/60R15	Battlax Scooter SC2 / SC2 Rain
C 600 Sport	2014	120/70R15	160/60R15	120/70R15	Battlax Scooter SC2 / SC2 Rain	160/60R15	Battlax Scooter SC2 / SC2 Rain
C 650 GT	2011	120/70R15	160/60R15	120/70R15	Battlax Scooter SC2 / SC2 Rain	160/60R15	Battlax Scooter SC2 / SC2 Rain
C 650 GT	2015	120/70R15	160/60R15	120/70R15	Battlax Scooter SC2 / SC2 Rain	160/60R15	Battlax Scooter SC2 / SC2 Rain
C 650 Sport	2015	120/70R15	160/60R15	120/70R15	Battlax Scooter SC2 / SC2 Rain	160/60R15	Battlax Scooter SC2 / SC2 Rain
F650/650GS (BMW approved)	97-07	100/90-19	130/80R17	100/90-19	TW101 - bias ply / AX41	130/80R17	TW152 - radial / AX41
F650CS	2005	110/70ZR17	160/60ZR17	110/70ZR17	Battlax S22 / T31	160/60ZR17	Battlax S22 / T31
<b>G650GS</b>	<b>09-16 O.E.</b>	<b>110/80R19</b>	<b>140/80R17</b>	<b>110/80R19</b>	<b>BW501 "G" / A41 / AX41</b>	<b>140/80R17</b>	<b>BW502 "G" / A41 / AX41</b>
G 650 GS Sertao	2012	90/90-21	130/80R17	90/90-21	Battlax Adventure A41 / AX41	130/80R17	Battlax Adventure A41 / AX41
G650Xmoto	2007	120/70ZR17	160/60ZR17	120/70ZR17	Battlax S22 / T31	160/60ZR17	Battlax S22 / T31
G650Xcountry	07-09	100/90-19	130/80-17	100/90-19	Battlax BT46	130/80-17	Battlax BT46
R65 / LS / 85	79-85	3.25-18	4.00-18	100/90-18	Battlax BT46	110/90-18	Battlax BT46
<b>F700GS</b>	<b>13-15 O.E.</b>	<b>110/80R19</b>	<b>140/80R17</b>	<b>110/80R19</b>	<b>BW501 "G" / A41 / AX41</b>	<b>140/80R17</b>	<b>BW502 "G" / A41 / AX41</b>
K75	88-89	100/90-18	120/90-18	100/90-18	Battlax BT46	120/90-18	Battlax BT46
K75S	86-89	100/90-18	120/90-18	100/90-18	Battlax BT46	120/90-18	Battlax BT46
K75T	86-88	110/90-18	120/90-18	110/90-18	Battlax BT46	120/90-18	Battlax BT46
F750GS	17-18	110/80-19	150/70R17	110/80-19	Battlax Adventure A41 / AX41	150/70R17	Battlax Adventure A41 / AX41
F800R	10-16	120/70ZR17	180/55ZR17	120/70ZR17	Battlax S22 / T31	180/55ZR17	Battlax S22 / T31
F800S	07-08	120/70ZR17	180/55ZR17	120/70ZR17	Battlax S22 / T31	180/55ZR17	Battlax S22 / T31
F800ST	07-10	120/70ZR17	180/55ZR17	120/70ZR17	Battlax T31 / T31 "GT"	180/55ZR17	Battlax T31 / T31 "GT"
<b>F800GS</b>	<b>09-14 O.E.</b>	<b>90/90-21</b>	<b>150/70R17</b>	<b>90/90-21</b>	<b>BW501 "G" / A41 / AX41</b>	<b>150/70R17</b>	<b>BW502 "G" / A41 / AX41</b>
F800GT	13-16	120/70ZR17	180/55ZR17	120/70ZR17	Battlax T31	180/55ZR17	Battlax T31
F850GS	17-18	90/90-21	150/70-17	90/90-21	Battlax Adventure A41 / AX41	150/70-17	Battlax Adventure A41 / AX41
R850GS	1996	110/80-19	150/70-17	110/80-19	Battlax Adventure A41 / AX41	150/70-17	Battlax Adventure A41 / AX41
R850GS	2001	110/80R19	150/70R17	110/80R19	Battlax Adventure A41 / AX41	150/70R17	Battlax Adventure A41 / AX41
R850R	96-97	120/70ZR17	160/60ZR18	120/70ZR17	Battlax T31	160/60ZR18	Battlax T31
R900RT	14-15	120/70ZR17	180/55ZR17	120/70ZR17	Battlax T31	180/55ZR17	Battlax T31
K1	90-93	120/70ZR17	160/60ZR18	120/70ZR17	Battlax T31	160/60ZR18	Battlax T31
K100 2 Valve	85-86	100/90-18	120/90-18	100/90-18	Battlax BT46	120/90-18	Battlax BT46
K100RS 2 Valve	85-89	100/90-18	120/90-18	100/90-18	Battlax BT46	120/90-18	Battlax BT46
K100RS ABS	88-89	100/90-18	120/90-18	100/90-18	Battlax BT46	120/90-18	Battlax BT46
K100RS 4 Valve	91-92	110/80-18	140/80-17	110/80-18	Battlax BT46	140/80-17	Battlax BT46
K100LT 2 Valve	87-89	100/90-18	120/90-18	100/90-18	Battlax BT46	120/90-18	Battlax BT46
K100LT 2 Valve	90-93	110/80-18	140/80-17	110/80-18	Battlax BT46	140/80-17	Battlax BT46
R100CS / RS	77-84	3.25-19	4.00-18	100/90-19	Spitfire S11	110/90-19	Spitfire S11
R100RS	87-93	90/90-18	120/90-18	90/90-18	Battlax BT46	120/90-18	Battlax BT46
R100R	92-95	110/80-18	140/80-17	110/80-18	Battlax BT46	140/80-17	Battlax BT46
K 1	1990	120/70ZR17	160/60ZR18	120/70ZR17	Battlax T31	160/60ZR18	Battlax T31
S1000R	15-20	120/70ZR17	190/55ZR17	120/70ZR17	Battlax RS10 / S22 / T31	190/55ZR17	Battlax RS10 / S22 / T31
<b>S1000RR/HP4</b>	<b>10-14 O.E.</b>	<b>120/70ZR17</b>	<b>190/55ZR17</b>	<b>120/70ZR17</b>	<b>Battlax BT016 PRO / RS10 / S22</b>	<b>190/55ZR17</b>	<b>Battlax BT016 PRO / RS10 / S22</b>
S1000RR	15-16	120/70ZR17	190/55ZR17	120/70ZR17	Battlax S22 / RS10	190/55ZR17	Battlax S22 / RS10
<b>S1000XR</b>	<b>15-16 O.E.</b>	<b>120/70ZR17</b>	<b>190/55ZR17</b>	<b>120/70ZR17</b>	<b>Battlax T31</b>	<b>190/55ZR17</b>	<b>Battlax T31</b>

MODEL	YEAR	O.E. FRONT TIRE	O.E. REAR TIRE	RECOMMENDED		RECOMMENDED		
				FRONT SIZE	FRONT PATTERN	REAR SIZE	REAR PATTERN	
<b>ORIGINAL EQUIPMENT = BOLD</b>								
<b>BMW CONTINUED</b>								
HP2 Enduro	2006		90/90-21	140/80-17	90/90-21	Battlax Adventure A41 / AX41	140/80-17	Battlax Adventure A41 / AX41
K1100RS	93-96		120/70ZR17	160/60ZR18	120/70ZR17	Battlax T31	160/60ZR18	Battlax T31
K1100LT	93-97		110/80-18	140/80-17	110/80-18	Battlax BT46	140/80-17	Battlax BT46
R1100RS	94-99		120/70ZR17	160/60ZR18	120/70ZR17	Battlax T31	160/60ZR18	Battlax T31
R1100GS	98-99		110/80HR19	150/70HR17	110/80R19	Battlax Adventure A41 / AX41 / T31	150/70R17	Battlax Adventure A41 / AX41 / T31
R1100R	95-99		120/70ZR17	160/60ZR18	120/70ZR17	Battlax T31	160/60ZR18	Battlax T31
R1100RT	96-99		120/70ZR17	160/60ZR18	120/70ZR17	Battlax T31	160/60ZR18	Battlax T31
R1100S	04-05		120/70ZR17	180/55ZR17	120/70ZR17	Battlax S22 / T31	180/55ZR17	Battlax S22 / T31
R1150GS	00-04		110/80HR19	150/70HR17	110/80R19	Battlax Adventure A41 / AX41 / T31	150/70R17	Battlax Adventure A41 / AX41 / T31
R1150R	01-04		120/70ZR17	170/60ZR17	120/70ZR17	Battlax T31	170/60ZR17	Battlax T31 "GT"
R 1150 R Rockster	03-05		120/70ZR17	180/55ZR17	120/70ZR17	Battlax T31	180/55ZR17	Battlax T31 "GT"
R1150RS / RT	02-05		120/70ZR17	170/60ZR17	120/70ZR17	Battlax T31 "GT"	170/60ZR17	Battlax T31 "GT"
HP2 Megamoto 1200	2009		120/70ZR17	180/55ZR17	120/70ZR17	Battlax S22 / RS10	180/55ZR17	Battlax S22 / RS10
HP2 Sport 1200	09-10		120/70ZR17	190/55ZR17	120/70ZR17	Battlax S22 / RS10	190/55ZR17	Battlax S22 / RS10
<b>K1200LT/ABS (bias-ply)</b>	<b>05-10</b>	<b>O.E.</b>	<b>120/70B17</b>	<b>160/70B17</b>	<b>120/70B17</b>	<b>Battlax BT020 "M"</b>	<b>160/70B17</b>	<b>Battlax BT020 "M"</b>
K1200RS ABS - 5.0 rear rim	97-04		120/70ZR17	170/60ZR17	120/70ZR17	Battlax T31 "GT"	170/60ZR17	Battlax T31 "GT"
K1200RS ABS - 5.5 rear rim	97-04		120/70ZR17	180/55ZR17	120/70ZR17	Battlax T31 "GT"	180/55ZR17	Battlax T31 "GT"
K1200R	06-08		120/70ZR17	180/55ZR17	120/70ZR17	Battlax T31	180/55ZR17	Battlax T31
K1200GT	03-08		120/70ZR17	180/55ZR17	120/70ZR17	Battlax T31 "GT"	180/55ZR17	Battlax T31 "GT"
K1200R/S	05-12		120/70ZR17	190/50ZR17	120/70R17	Battlax S22 / T31	190/50R17	Battlax S22 / T31
R1200GS	05-06		110/80VR19	150/70VR17	110/80R19	Battlax Adventure A41 / AX41 / T31	150/70R17	Battlax Adventure A41 / AX41 / T31
R1200GS	07-12		110/80VR19	150/70VR17	110/80R19	Battlax Adventure A41 / AX41 / T31	150/70R17	Battlax Adventure A41 / AX41 / T31
R1200GS	13-16		120/70R19	170/60R17	120/70R19	Battlax Adventure A41 / AX41	170/60R17	Battlax Adventure A41 / AX41
R1200R	08-16		120/70ZR17	180/55ZR17	120/70ZR17	Battlax S22 / T31	180/55ZR17	Battlax S22 / T31
R1200RS	2016		120/70ZR17	180/55ZR17	120/70ZR17	Battlax T31 / T31 "GT"	180/55ZR17	Battlax T31 / T31 "GT"
R1200S / R1200ST	06-08		120/70ZR17	180/55ZR17	120/70ZR17	Battlax S22 / T31	180/55ZR17	Battlax S22 / T31
R1200RT	06-16		120/70ZR17	180/55ZR17	120/70ZR17	Battlax T31 / T31 "GT"	180/55ZR17	Battlax T31 / T31 "GT"
R1200CL	03-04		150/80-16	170/80-15	150/80-16	Exedra MAX	170/80B15	Exedra MAX
R nine T	14-16		120/70ZR17	180/55ZR17	120/70ZR17	Battlax S22 / T31 / AX41S	180/55ZR17	Battlax S22 / T31 / AX41S
R Nine T Pure	2016		120/70ZR17	180/55ZR17	120/70ZR17	Battlax S22 / T31	180/55ZR17	Battlax S22 / T31
R Nine T Racer	2016		120/70ZR17	180/55ZR17	120/70ZR17	Battlax S22 / T31	180/55ZR17	Battlax S22 / T31
R Nine T Urban GS	2017		120/70ZR19	170/60ZR17	120/70R19	Battlax Adventure A41 / AX41 / AX41S	170/60R17	Battlax Adventure A41 / AX41 / AX41S
R nine T Scrambler	2017		120/70R19	170/60R17	120/70R19	Battlax Adventure A41 / AX41 / AX41S / T31	170/60R17	Battlax Adventure A41 / AX41 / AX41S / T31
R 1250 GS	18-20		120/70R19	170/60R17	120/70R19	Battlax Adventure A41 / AX41 / T31	170/60R17	Battlax Adventure A41 / AX41 / T31
R 1250 R	2018		120/ZR17	180/55ZR17	120/70ZR17	Battlax S22 / T31	180/55ZR17	Battlax S22 / T31
R 1250 RS	2018		120/ZR17	180/55ZR17	120/70ZR17	Battlax T31	180/55ZR17	Battlax T31
R 1250 RT	2018		120/ZR17	180/55ZR17	120/70ZR17	Battlax T31 "GT"	180/55ZR17	Battlax T31 "GT"
K1300GT	09-10		120/70ZR17	180/55ZR17	120/70ZR17	Battlax T31 / T31 "GT"	180/55ZR17	Battlax T31 / T31 "GT"
K1300R	13-15		120/70ZR17	180/55ZR17	120/70R17	Battlax S22 / T31	180/55R17	Battlax S22 / T31
K1300S	09-16		120/70ZR17	190/55ZR17	120/70R17	Battlax S22 / T31	190/55R17	Battlax S22 / T31
<b>K1600GT / L</b>	<b>11-16</b>	<b>O.E.</b>	<b>120/70ZR17</b>	<b>190/55ZR17</b>	<b>120/70ZR17</b>	<b>Battlax BT022 "F" / T31 "GT"</b>	<b>190/55ZR17</b>	<b>Battlax BT021 "F" / T31 "GT"</b>
<b>K 1600 GTL Exclusive</b>	<b>11-16</b>	<b>O.E.</b>	<b>120/70ZR17</b>	<b>190/55ZR17</b>	<b>120/70ZR17</b>	<b>Battlax BT022 "F" / T31 "GT"</b>	<b>190/55ZR17</b>	<b>Battlax BT021 "F" / T31 "GT"</b>
K 1600 B	2017		120/70ZR17	190/55ZR17	120/70ZR17	Battlax T31 "GT"	190/55ZR17	Battlax T31 "GT"
K 1600 Grand America	2018		120/70ZR17	190/55ZR17	120/70ZR17	Battlax T31 "GT"	190/55ZR17	Battlax T31 "GT"
<b>DUCATI</b>								
Scrambler Sixty2	2017		110/80R18	160/60R17	110/80ZR18	Battlax T31	160/60ZR17	Battlax T31
Scrambler 400	2017		110/80R18	160/60R17	110/80ZR18	Battlax T31 / AX41S	160/60ZR17	Battlax T31 / AX41S
600 / 620 Monster	01-06		120/60ZR17	160/60ZR17	120/60ZR17	Battlax S21 / T31	160/60ZR17	Battlax S21 / T31
620 Multistrada	05-06		120/60ZR17	160/60ZR17	120/60ZR17	Battlax S21 / T31	160/60ZR17	Battlax S21 / T31
695 Monster	07-08		120/60ZR17	160/60ZR17	120/60ZR17	Battlax S21 / T31	160/60ZR17	Battlax S21 / T31
696 Monster	08-13		120/60ZR17	160/60ZR17	120/60ZR17	Battlax S21 / T31	160/60ZR17	Battlax S21 / T31
748	97-99		120/70ZR17	180/55ZR17	120/70ZR17	Battlax RS10 / S22 / T31	180/55ZR17	Battlax RS10 / S22 / T31
748 / 748 Biposta	00-02		120/60ZR17	180/55ZR17	120/60ZR17	Battlax RS10 / S22 / T31	180/55ZR17	Battlax RS10 / S22 / T31
749 & 749S,R,SP	03-07		120/70ZR17	190/50ZR17	120/70ZR17	Battlax RS10 / S22 / T31	190/50ZR17	Battlax RS10 / S22 / T31
750 F1,B,S,LGNA & MNTJCH	86-87		120/80-16	130/80-18	120/80-16	Battlax BT46	130/80-18	Battlax BT46
750 Monster	96-02		120/60ZR17	160/60ZR17	120/60ZR17	Battlax S21 / T31	160/60ZR17	Battlax S21 / T31
750 Sport	01-02		120/70ZR17	160/60ZR17	120/70ZR17	Battlax S21	160/60ZR17	Battlax S21
750 S.S. Supersport	92-93		120/60ZR17	160/60ZR17	120/60ZR17	Battlax S21	160/60ZR17	Battlax S21
750 Supersport	99-02		120/60ZR17	160/60ZR17	120/60ZR17	Battlax S21	160/60ZR17	Battlax S21
Hypermotard 796	2010		120/70ZR17	180/55ZR17	120/70ZR17	Battlax RS10 / S22 / T31	180/55ZR17	Battlax RS10 / S22 / T31
796 Monster	10-13		120/70ZR17	180/55ZR17	120/70ZR17	Battlax RS10 / S22 / T31 / AX41S	180/55ZR17	Battlax RS10 / S22 / T31 / AX41S
797 Monster	2017		120/70ZR17	180/55ZR17	120/70ZR17	Battlax RS10 / S22 / T31 / AX41S	180/55ZR17	Battlax RS10 / S22 / T31 / AX41S
800 Monster	03-04		120/60ZR17	160/60ZR17	120/60ZR17	Battlax S21 / T31	160/60ZR17	Battlax S21 / T31
800 S2R Monster	06-08		120/70ZR17	180/55ZR17	120/70ZR17	Battlax RS10 / S22 / T31 / AX41S	180/55ZR17	Battlax RS10 / S22 / T31 / AX41S
800 Sport	2003		120/70ZR17	170/60ZR17	120/70ZR17	Battlax T31	170/60ZR17	Battlax T31 "GT"

MODEL	YEAR	O.E. FRONT TIRE	O.E. REAR TIRE	RECOMMENDED		RECOMMENDED	
				FRONT SIZE	FRONT PATTERN	REAR SIZE	REAR PATTERN
<b>ORIGINAL EQUIPMENT = BOLD</b>							
<b>DUCATI CONTINUED</b>							
800 SS	2003	120/70ZR17	170/60ZR17	120/70ZR17	Battlax T31	170/60ZR17	Battlax T31 "GT"
Scrambler Icon/Classic/Full Throttle	15-17	110/80ZR18	180/55ZR17	110/80ZR18	Battlax T31	180/55ZR17	Battlax T31
Scrambler 800	2014	110/80R18	180/55R17	110/80R18	Battlax T31 / AX41S	180/55R17	Battlax T31 / AX41S
Scrambler Café Racer	2017	120/70ZR17	180/55ZR17	120/70ZR17	Battlax RS10 / S22 / T31 / AX41S	180/55ZR17	Battlax RS10 / S22 / T31 / AX41S
Scrambler Desert Sled	2017	120/70R19	170/60R17	120/70R19	Battlax Adventure A41 / AX41	170/60R17	Battlax Adventure A41 / AX41
Scrambler 800 Classic	2014	110/80R18	180/55R17	110/80R18	Battlax T31 / AX41S	180/55R17	Battlax T31 / AX41S
Scrambler 800 Full Throttle	2014	110/80R18	180/55R17	110/80R18	Battlax T31 / AX41S	180/55R17	Battlax T31 / AX41S
Scrambler 800 Icon	2014	110/80R18	180/55R17	110/80R18	Battlax T31 / AX41S	180/55R17	Battlax T31 / AX41S
Scrambler 800 Mach 2.0	2014	110/80R18	180/55R17	110/80R18	Battlax T31 / AX41S	180/55R17	Battlax T31 / AX41S
Scrambler 800 Street Classic	2014	110/80R18	180/55R17	110/80R18	Battlax T31 / AX41S	180/55R17	Battlax T31 / AX41S
Scrambler Urban Enduro	2015	110/80ZR18	180/55ZR17	110/80ZR18	Battlax T31 / AX41S	180/55ZR17	Battlax T31 / AX41S
821 Hypermotard/Strada - all	13-15	120/70ZR17	180/55ZR17	120/70ZR17	Battlax RS10 / S22 / T31 / AX41S	180/55ZR17	Battlax RS10 / S22 / T31 / AX41S
821 Monster	14-20	120/70ZR17	180/60ZR17	120/70ZR17	Battlax RS10 / S22 / T31 / AX41S	180/60ZR17	Battlax RS10 / S22 / T31 / AX41S
848 / EVO	08-12	120/70ZR17	180/55ZR17	120/70ZR17	Battlax S21 / RS10	180/55ZR17	Battlax S21 / RS10
851 Superbike	90-93	120/70ZR17	180/55ZR17	120/70ZR17	Battlax RS10 / S22 / T31	180/55ZR17	Battlax RS10 / S22 / T31
888 S.P.2,3,4	91-93	120/70ZR17	180/55ZR17	120/70ZR17	Battlax RS10 / S22 / T31	180/55ZR17	Battlax RS10 / S22 / T31
899 Panigale	2013	120/70ZR17	180/60ZR17	120/70ZR17	Battlax S22	180/60ZR17	Battlax S22
900 S.S. Supersport	75-81	90/90-18	110/90-18	90/90-18	Battlax BT46	110/90-18	Battlax BT46
900M Monster (all - except S4)	93-02	120/70ZR17	170/60ZR17	120/70ZR17	Battlax T31 / AX41S	170/60ZR17	Battlax T31 "GT" / AX41S
900M Monster S4	2002	120/70ZR17	180/55ZR17	120/70ZR17	Battlax RS10 / S22 / T31 / AX41S	180/55ZR17	Battlax RS10 / S22 / T31 / AX41S
900 Superlight	1993	120/70ZR17	170/60ZR17	120/70ZR17	Battlax T31	170/60ZR17	Battlax T31 "GT"
900 S.S. Supersport	2002	120/70ZR17	170/60ZR17	120/70ZR17	Battlax T31	170/60ZR17	Battlax T31 "GT"
900 CR	95-98	120/70ZR17	190/50ZR17	120/70ZR17	Battlax RS10 / S22 / T31	190/50ZR17	Battlax RS10 / S22 / T31
900 SP	95-97	120/70ZR17	170/60ZR17	120/70ZR17	Battlax T31	170/60ZR17	Battlax T31 "GT"
907 I.E.Paso	90-93	120/70ZR17	170/60ZR17	120/70ZR17	Battlax T31	170/60ZR17	Battlax T31 "GT"
MH 900 E	2001	120/70ZR17	180/55ZR17	120/70ZR17	Battlax RS10 / S22 / T31	180/55ZR17	Battlax RS10 / S22 / T31
916 / 916 Biposto	95-98	120/70ZR17	190/50ZR17	120/70ZR17	Battlax RS10 / S22 / T31	190/50ZR17	Battlax RS10 / S22 / T31
916 / 996 / 1000 Monster S4/R	01-06	120/70ZR17	180/55ZR17	120/70ZR17	Battlax RS10 / S22 / T31	180/55ZR17	Battlax RS10 / S22 / T31
Supersport / S	2017	120/70ZR17	180/55ZR17	120/70ZR17	Battlax RS10 / S22 / T31	180/55ZR17	Battlax RS10 / S22 / T31
939 Hypermotard/SP	2016	120/70ZR17	180/55ZR17	120/70ZR17	Battlax RS10 / S22 / T31	180/55ZR17	Battlax RS10 / S22 / T31
Hyperstrada 939	2016	120/70ZR17	180/55ZR17	120/70ZR17	Battlax RS10 / S22 / T31	180/55ZR17	Battlax RS10 / S22 / T31
Hypermotard 950	2018	120/70ZR17	180/55ZR17	120/70ZR17	Battlax RS10 / S22 / T31	180/55ZR17	Battlax RS10 / S22 / T31
959 Panigale	2015	120/70ZR17	180/60ZR17	120/70ZR17	Battlax S22	180/60ZR17	Battlax S22
959 Panigale Corse	2018	120/70ZR17	180/60ZR17	120/70ZR17	Battlax S22	180/60ZR17	Battlax S22
ST2	98-02	120/70ZR17	170/60ZR17	120/70ZR17	Battlax T31 "GT"	170/60ZR17	Battlax T31 "GT"
ST3	04-05	120/70ZR17	180/55ZR17	120/70ZR17	Battlax T31 / T31 "GT"	180/55ZR17	Battlax T31 / T31 "GT"
ST3	06-07	120/70ZR17	180/55ZR17	120/70ZR17	Battlax T31 / T31 "GT"	180/55ZR17	Battlax T31 / T31 "GT"
ST4	00-05	120/70ZR17	180/55ZR17	120/70ZR17	Battlax T31 / T31 "GT"	180/55ZR17	Battlax T31 / T31 "GT"
950 Multistrada	2017	120/70R19	170/60R17	120/70R19	Battlax Adventure A41 / AX41 / AX41S	170/60R17	Battlax Adventure A41 / AX41 / AX41S
1000 Hailwood Replica	82-85	100/90-18	130/80-18	100/90-18	Battlax BT46	130/80-18	Battlax BT45
Paul Smart 1000 le	2005	120/70ZR17	180/55ZR17	120/70ZR17	Battlax RS10 / S22 / T31	180/55ZR17	Battlax RS10 / S22 / T31
Sport Classic	2007	120/70ZR17	170/60ZR17	120/70ZR17	Battlax T31	170/60ZR17	Battlax T31 "GT"
996 / R / S / SPS	99-01	120/70ZR17	190/50ZR17	120/70ZR17	Battlax RS10 / S22 / T31	190/50ZR17	Battlax RS10 / S22 / T31
998 - all	02-04	120/70ZR17	190/50ZR17	120/70ZR17	Battlax RS10 / S22 / T31	190/50ZR17	Battlax RS10 / S22 / T31
999 / R / S	03-05	120/70ZR17	190/50ZR17	120/70ZR17	Battlax RS10 / S22 / T31	190/50ZR17	Battlax RS10 / S22 / T31
999 / R / S	06-07	120/70ZR17	190/50ZR17	120/70ZR17	Battlax RS10 / S22 / T31	190/50ZR17	Battlax RS10 / S22 / T31
<b>Desmosedici D16RR</b>	<b>2008</b>	<b>O.E. 120/70ZR17</b>	<b>200/55ZR16</b>	<b>120/70ZR17</b>	<b>Battlax BT01</b>	<b>200/55ZR16</b>	<b>Battlax BT01</b>
1000SS	2003	120/70ZR17	180/55ZR17	120/70ZR17	Battlax RS10 / S22 / T31	180/55ZR17	Battlax RS10 / S22 / T31
GT 1000	2006	120/70ZR17	180/55ZR17	120/70ZR17	Battlax S22 / T31 / AX41S	180/55ZR17	Battlax S22 / T31 / AX41S
S2R 1000	06-08	120/70ZR17	180/55ZR17	120/70ZR17	Battlax RS10 / S22 / T31	180/55ZR17	Battlax RS10 / S22 / T31
S4R Testastretta / S	07-08	120/70ZR17	180/55ZR17	120/70ZR17	Battlax RS10 / S22 / T31	180/55ZR17	Battlax RS10 / S22 / T31
Sport 1000 - all	2006	120/70ZR17	180/55ZR17	120/70ZR17	Battlax RS10 / S22 / T31	180/55ZR17	Battlax RS10 / S22 / T31
1000 / S Multistrada	04-06	120/70ZR17	180/55ZR17	120/70ZR17	Battlax S22 / T31 / AX41S	180/55ZR17	Battlax S22 / T31 / AX41S
Hypermotard 1100	07-10	120/70ZR17	180/55ZR17	120/70ZR17	Battlax RS10 / S22 / T31	180/55ZR17	Battlax RS10 / S22 / T31
1098 / R / S	07-09	120/70ZR17	190/55ZR17	120/70ZR17	Battlax RS10 / S22 / T31	190/55ZR17	Battlax RS10 / S22 / T31
1100 Hypermotard all - (also 796)	07-12	120/70ZR17	180/55ZR17	120/70ZR17	Battlax S22 / T31 / AX41S	180/55ZR17	Battlax S22 / T31 / AX41S
1100 / S Multistrada	07-09	120/70ZR17	180/55ZR17	120/70ZR17	Battlax S22 / T31 / AX41S	180/55ZR17	Battlax S22 / T31 / AX41S
1100 Monster / EVO	09-13	120/70ZR17	180/55ZR17	120/70ZR17	Battlax S22 / T31 / AX41S	180/55ZR17	Battlax S22 / T31 / AX41S
1100 Streetfighter / S	09-11	120/70ZR17	190/55ZR17	120/70ZR17	Battlax RS10 / S22 / T31	190/55ZR17	Battlax RS10 / S22 / T31
1198 / R / S	09-11	120/70ZR17	190/55ZR17	120/70ZR17	Battlax RS10 / S22 / T31	190/55ZR17	Battlax RS10 / S22 / T31
Panigale R	2014	120/70ZR17	200/55ZR17	120/70ZR17	Battlax RS10 / S22	200/55ZR17	Battlax RS10 / S22
1199 Panigale - all	11-14	120/70ZR17	200/55ZR17	120/70ZR17	Battlax RS10 / S22	200/55ZR17	Battlax RS10 / S22
1199 Superleggera	2013	120/70ZR17	200/55ZR17	120/70ZR17	Battlax RS10 / S22	200/55ZR17	Battlax RS10 / S22
1200 Monster / S	14-17	120/70ZR17	190/55ZR17	120/70ZR17	Battlax RS10 / S22 / T31	190/55ZR17	Battlax RS10 / S22 / T31
1200 Monster R	2016	120/70ZR17	200/55ZR17	120/70ZR17	Battlax RS10 / S22	200/55ZR17	Battlax RS10 / S22
1200 / S Multistrada	10-16	120/70ZR17	190/55ZR17	120/70ZR17	Battlax S22 / T31	190/55ZR17	Battlax S22 / T31
Multistrada 1200 Enduro	2016	120/70ZR19	170/60ZR17	120/70ZR17	Battlax T31 / AX41S	170/60ZR17	Battlax T31 / AX41S

MODEL	YEAR	O.E.	O.E.	RECOMMENDED		RECOMMENDED	
		FRONT TIRE	REAR TIRE	FRONT SIZE	FRONT PATTERN	REAR SIZE	REAR PATTERN
<b>ORIGINAL EQUIPMENT = BOLD</b>							
<b>DUCATI CONTINUED</b>							
1260 / S Multistrada	2017	120/70ZR17	190/55ZR17	120/70ZR17	Battlax S22 / T31	190/55ZR17	Battlax S22 / T31
Multistrada 1260 Enduro	2017	120/70ZR19	170/60ZR17	120/70ZR19	Battlax T31 / AX41S	170/60ZR17	Battlax T31 / AX41S
1299 Panigale / S / R	15-16	120/70ZR17	200/55ZR17	120/70ZR17	Battlax RS10 / S22 / T31	200/55ZR17	Battlax RS10 / S22 / T31
<b>HARLEY-DAVIDSON</b>							
FLD Dyna Switchback	12-16	130/70B18	160/70B17	130/70B18	Battlecruise H50	160/70B17	Battlecruise H50
FLH Electra Glide	85-98	130/90B16	130/90B16	130/90B16	Battlecruise H50	130/90B16	Battlecruise H50
FLHC Electra Glide Classic	83-98	130/90B16	130/90B16	130/90B16	Battlecruise H50	130/90B16	Battlecruise H50
FLHP E	09-18	130/80B17	180/65B16	130/80B17	Battlecruise H50	180/65B16	Battlecruise H50
FLHP Police Road King	09-18	130/80B17	180/65B16	130/80B17	Battlecruise H50	180/65B16	Battlecruise H50
FLHR Road King	04-08	130/90B16	140/90B16	130/90B16	Battlecruise H50	140/90B16	Battlecruise H50
FLHR Road King	09-18	130/80B17	180/65B16	130/80B17	Battlecruise H50	180/65B16	Battlecruise H50
FLHR Touring Road King	07-09	130/90B16	140/90B16	130/90B16	Battlecruise H50	140/90B16	Battlecruise H50
FLHR Touring Road King	09-18	130/80B17	180/65B16	130/80B17	Battlecruise H50	180/65B16	Battlecruise H50
FLHRC Road King Classic	04-08	130/90B16	140/90B16	130/90B16	Battlecruise H50	140/90B16	Battlecruise H50
FLHRC Road King Classic	09-13	130/90B16	180/65B16	130/90B16	Battlecruise H50	180/65B16	Battlecruise H50
FLHRC Road King Classic	14-15	130/90B16	180/65B16	130/90B16	Battlecruise H50	180/65B16	Battlecruise H50
FLHRC Touring Road King Classic	08-10	130/80B17	180/65B16	130/80B17	Battlecruise H50	180/65B16	Battlecruise H50
FLHRC Touring Road King Classic	11-18	130/80B17	180/65B16	130/80B17	Battlecruise H50	180/65B16	Battlecruise H50
FLHRCI Road King Custom	00-03	130/90B16	140/90B16	130/90B16	Battlecruise H50	140/90B16	Battlecruise H50
FLHRCI Road King Custom	04-06	130/90B16	140/90B16	130/90B16	Battlecruise H50	140/90B16	Battlecruise H50
FLHRCI Road King Custom	07-08	130/90B16	140/90B16	130/90B16	Battlecruise H50	140/90B16	Battlecruise H50
FLHRCI Road King Classic	2012	MT90B16	MT90B16	130/90B16	Battlecruise H50	130/90B16	Battlecruise H50
FLHRI Road King	2005	MT90B16	MU85B16	130/90B16	Battlecruise H50	140/90B16	Battlecruise H50
FLHRS Road King Custom	2006	MT90B16	MU85B16	130/90B16	Battlecruise H50	140/90B16	Battlecruise H50
FLHRSE Road King Screamin Eagle	13-14	130/60B19	180/55B18	130/60B19	Battlecruise H50	180/55B18	Battlecruise H50
FLHRSE CVO Road King 110th Anniversary	2013	130/60B19	180/55B18	130/60B19	Battlecruise H50	180/55B18	Battlecruise H50
FLHRSEI Screamin Eagle Road King	2002	MT90B16	MT90B16	130/60B16	Battlecruise H50	130/90B16	Battlecruise H50
FLHRSI Road King Custom	2005	MT90B16	MU85B16	130/60B16	Battlecruise H50	140/90B16	Battlecruise H50
FLHS Electra Glide	04-08	130/90B16	140/90B16	130/90B16	Battlecruise H50	140/90B16	Battlecruise H50
FLHT Electra Glide Standard	09-13	130/80B17	180/65B16	130/80B17	Battlecruise H50	180/65B16	Battlecruise H50
FLHTC Electra Glide Classic	04-08	130/90B16	140/90B16	130/90B16	Battlecruise H50	140/90B16	Battlecruise H50
FLHTC Electra Glide Classic	09-13	130/80B17	180/65B16	130/80B17	Battlecruise H50	180/65B16	Battlecruise H50
FLHTC Electra Glide Ultra Classic CVO	07-18	130/90B16	140/90B16	130/90B16	Battlecruise H50	140/90B16	Battlecruise H50
FLHTCI Electra Glide Classic EFI	2004	MT90B16	MU85B16	130/90B16	Battlecruise H50	140/90B16	Battlecruise H50
FLHTCSE Screamin Eagle Electra Glide	04-05	130/90B16	140/90B16	130/90B16	Battlecruise H50	140/90B16	Battlecruise H50
FLHTCU / I Electra Glide Ultra Classic	04-08	130/90B16	140/90B16	130/90B16	Battlecruise H50	140/90B16	Battlecruise H50
FLHTCU Electra Glide Ultra Classic	09-18	130/80B17	180/65B16	130/80B17	Battlecruise H50	180/65B16	Battlecruise H50
FLHTCU TC Electra Glide Ultra Classic	09-18	130/80B17	180/65B16	130/80B17	Battlecruise H50	180/65B16	Battlecruise H50
FLHTCUI Electra Glide Ultra Classic	2004	MT90B16	MT90B16	130/90B16	Battlecruise H50	130/90B16	Battlecruise H50
FLHTCUL Electra Glide Ultra Classic Low	09-18	130/80B17	180/65B16	130/80B17	Battlecruise H50	180/65B16	Battlecruise H50
FLHTCUL TC Electra Glide Ultra Classic Low	09-18	130/80B17	180/65B16	130/80B17	Battlecruise H50	180/65B16	Battlecruise H50
FLHTCUSE Screamin Eagle Electra Glide Ultra Classic	06-08	130/90B16	140/90B16	130/90B16	Battlecruise H50	140/90B16	Battlecruise H50
FLHTCUSE Screamin Eagle Electra Glide Ultra Classic	09-13	130/80B17	180/65B16	130/80B17	Battlecruise H50	180/65B16	Battlecruise H50
FLHTCUSE4 CVO Ultra Classic Electra Glide	2009	130/80B17	180/65B16	130/80B17	Battlecruise H50	180/65B16	Battlecruise H50
FLHTCUSE5 CVO Ultra Classic Electra Glide	2010	130/60B19	180/65B16	130/60B19	Battlecruise H50	180/65B16	Battlecruise H50
FLHTCUSE6 CVO Ultra Classic Electra Glide	2011	130/60B19	180/65B16	130/60B19	Battlecruise H50	180/65B16	Battlecruise H50
FLHTCUSE7 CVO Ultra Classic Electra Glide	2012	130/60B19	180/65B16	130/60B19	Battlecruise H50	180/65B16	Battlecruise H50
FLHTCUSE8 CVO Ultra Classic Electra Glide	2013	130/60B19	180/65B16	130/60B19	Battlecruise H50	180/65B16	Battlecruise H50
FLHTI Electra Glide Standard EFI	2004	MT90B16	MU85B16	130/90B16	Battlecruise H50	140/90B16	Battlecruise H50
FLHTK Electra Glide Ultra	10-14	130/70B18	180/65B16	130/70B18	Battlecruise H50	180/65B16	Battlecruise H50
FLTK Electra Glide Ultra Limited	14-16	130/80B17	180/65B16	130/80B17	Battlecruise H50	180/65B16	Battlecruise H50
FLTKL Electra Glide Ultra Limited Low	09-18	130/80B17	180/65B16	130/80B17	Battlecruise H50	180/65B16	Battlecruise H50
FLTKSE CVO Limited	14-18	130/80B17	180/65B16	130/80B17	Battlecruise H50	180/65B16	Battlecruise H50
FLHTP Electra Glide Police	09-18	130/80B17	180/65B16	130/80B17	Battlecruise H50	180/65B16	Battlecruise H50
FLHTU Electra Glide Ultra Classic	88-93	130/90B16	130/90B16	130/90B16	Battlecruise H50	130/90B16	Battlecruise H50
FLHX Street Glide	04-08	130/90B16	140/90B16	130/90B16	Battlecruise H50	140/90B16	Battlecruise H50
FLHX Street Glide	2009	130/80B17	180/65B16	130/80B17	Battlecruise H50	180/65B16	Battlecruise H50
FLHX Street Glide	10-13	130/70B18	180/65B16	130/70B18	Battlecruise H50	180/65B16	Battlecruise H50
FLHX Street Glide	14-18	130/60B19	180/65B16	130/60B19	Battlecruise H50	180/65B16	Battlecruise H50
FLHXI Street Glide	2005	MT90B16	MU85B16	130/90B16	Battlecruise H50	140/90B16	Battlecruise H50
FLHXS Street Glide Special	14-18	130/60B19	180/65B16	130/60B19	Battlecruise H50	180/65B16	Battlecruise H50
FLHXSE CVO Street Glide	2010	130/70B18	180/55B18	130/70B18	Battlecruise H50	180/55B18	Battlecruise H50
FLHXSE2 CVO Street Glide	11-12	130/60B19	180/55B18	130/60B19	Battlecruise H50	180/55B18	Battlecruise H50
FLHXSE3 CVO Street Glide	14-18	130/60B19	180/55B18	130/60B19	Battlecruise H50	180/55B18	Battlecruise H50
FLS Softail Slim	12-17	130/90B16	180/65B16	130/90B16	Battlecruise H50	180/65B16	Battlecruise H50

MODEL	YEAR	O.E.	O.E.	RECOMMENDED		RECOMMENDED	
		FRONT TIRE	REAR TIRE	FRONT SIZE	FRONT PATTERN	REAR SIZE	REAR PATTERN
<b>ORIGINAL EQUIPMENT = BOLD</b>							
<b>HARLEY-DAVIDSON CONTINUED</b>							
FLS Softail Slim	2018	130/90B16	150/80B16	130/90B16	Battlecruise H50	150/80B16	Battlecruise H50
FLSTC Heritage Softail Classic	03-18	130/90B16	150/80B16	130/90B16	Battlecruise H50	150/80B16	Battlecruise H50
FLSTC 103 Heritage Softail Classic	12-13	MT90B16	MU85B16	130/90B16	Battlecruise H50	140/90B16	Battlecruise H50
FLSTC 103 Heritage Softail Classic Anniversary	12-13	MT90B16	MU85B16	130/90B16	Battlecruise H50	140/90B16	Battlecruise H50
FLSTF Blackline	10-18	80/90-21	140/90B16	80/90-21	Battlecruise H50	140/90B16	Battlecruise H50
FLSTF Fat Boy	1990	MT90B16	MT90B16	130/90B16	Battlecruise H50	130/90B16	Battlecruise H50
FLSTF Softail Fat Boy	03-06	130/90B16	150/80B16	130/90B16	Battlecruise H50	150/80B16	Battlecruise H50
FLSTF Softail Fat Boy	07-18	140/75R17	200/55R17	140/75R17	Battlecruise H50	200/55R17	Battlecruise H50
FLSTFB Softail Fat Boy Special	10-18	140/75R17	200/55R17	140/75R17	Battlecruise H50	200/55R17	Battlecruise H50
FLSTFBS Softail Fat Boy	16-18	140/75R17	200/55R17	140/75R17	Battlecruise H50	200/55R17	Battlecruise H50
FLSTFSE Fat Boy Screamin Eagle	2005	80/90-21	140/80B16	80/90-21	Battlecruise H50	140/80B16	Battlecruise H50
FLSTFSE Fat Boy Screamin Eagle	06-07	140/75R17	200/55R17	140/75R17	Battlecruise H50	200/55R17	Battlecruise H50
FLSTI Heritage Softail	2005	MT90B16	150/80B16	130/90B16	Battlecruise H50	150/80B16	Battlecruise H50
FLSTN Softail Deluxe	05-18	130/90B16	140/90B16	130/90B16	Battlecruise H50	140/90B16	Battlecruise H50
FLSTNI Softail Deluxe	2005	MT90B16	MU85B16	130/90B16	Battlecruise H50	140/90B16	Battlecruise H50
FLSTNI Softail Deluxe EFI	2005	MT90B16	MU85B16	130/90B16	Battlecruise H50	140/90B16	Battlecruise H50
FLSTNSE Softail Deluxe	2014	MT90B16	MU85B16	130/90B16	Battlecruise H50	140/90B16	Battlecruise H50
FLSTS Softail Heritage Springer	2003	130/90B16	140/90B16	130/90B16	Battlecruise H50	140/90B16	Battlecruise H50
FLSTS Softail Heritage Springer	05-07	130/90B16	150/80B16	130/90B16	Battlecruise H50	150/80B16	Battlecruise H50
FLSTSB Softail Cross Bones	08-11	130/90B16	200/55R17	130/90B16	Battlecruise H50	200/55R17	Battlecruise H50
FLSTSC Softail Springer Classic	05-07	130/90B16	150/80B16	130/90B16	Battlecruise H50	150/80B16	Battlecruise H50
FLSTSCI Softail Springer Classic EFI	2005	MT90B16	150/80B16	130/90B16	Battlecruise H50	150/80B16	Battlecruise H50
FLSTU Tour Glide Ultra Classic	82-96	130/90B16	130/90B16	130/90B16	Battlecruise H50	130/90B16	Battlecruise H50
FLTC Tour Glide Classic	82-96	130/90B16	130/90B16	130/90B16	Battlecruise H50	130/90B16	Battlecruise H50
FLTR Road Glide	04-08	130/90B16	140/90B16	130/90B16	Battlecruise H50	140/90B16	Battlecruise H50
FLTR Road Glide	09-13	130/80B17	180/65B16	130/80B17	Battlecruise H50	180/65B16	Battlecruise H50
FLTR Touring Road Glide Custom	10-18	130/70B18	180/65B16	130/70B18	Battlecruise H50	180/65B16	Battlecruise H50
FLTRU Road Glide Ultra	2015	130/80B17	180/65B16	130/80B17	Battlecruise H50	180/65B16	Battlecruise H50
FLTRUSE Road Glide Ultra	2015	130/80B17	180/65B16	130/80B17	Battlecruise H50	180/65B16	Battlecruise H50
FLTRX Road Glide	2010	130/70B18	180/65B16	130/70B18	Battlecruise H50	180/65B16	Battlecruise H50
FLTRX Road Glide	15-18	130/90B16	180/65B16	130/90B16	Battlecruise H50	180/65B16	Battlecruise H50
FLTRXS Touring Road Glide		130/60B19	180/65B16	130/60B19	Battlecruise H50	180/65B16	Battlecruise H50
FLTRXSE Road Glide		130/60B19	180/55B18	130/60B19	Battlecruise H50	180/55B18	Battlecruise H50
FLTRSE Road Glide Screamin Eagle/CVO	2009	130/70B18	180/55B18	130/70B18	Battlecruise H50	180/55B18	Battlecruise H50
FLTRU Touring Road Glide Ultra	10-18	130/80B17	180/65B16	130/80B17	Battlecruise H50	180/65B16	Battlecruise H50
FLTRUSE CVO Road Glide	12-18	130/70B18	180/55B18	130/70B18	Battlecruise H50	180/55B18	Battlecruise H50
FLTRUSE CVO Road Glide	15-18	130/80B17	180/65B16	130/80B17	Battlecruise H50	180/65B16	Battlecruise H50
FLTRX Road Glide Custom	10-13	130/70B18	180/65B16	130/70B18	Battlecruise H50	180/65B16	Battlecruise H50
FLTRXS Road Glide Special	16-18	130/60B19	180/65B16	130/60B19	Battlecruise H50	180/65B16	Battlecruise H50
FLTRXSE CVO Road Glide Custom	2012	130/60B19	180/55B18	130/60B19	Battlecruise H50	180/55B18	Battlecruise H50
FLTRXSE2 CVO Road Glide Custom	12-13	130/60B19	180/55B18	130/60B19	Battlecruise H50	180/55B18	Battlecruise H50
FXBR Breakout	2018	130/60B21	240/40R18	130/60B21	Battlecruise H50	240/40R18	Battlecruise H50
FXD Dyna Glide Daytona	1992	100/90B19	130/90B16	100/90B19	Battlecruise H50	130/90B16	Battlecruise H50
FXD Dyna Super Glide	84-94	100/90B19	130/90B16	100/90B19	Battlecruise H50	130/90B16	Battlecruise H50
FXD Dyna Super Glide	95-01	100/90B19	130/90B16	100/90B19	Battlecruise H50	130/90B16	Battlecruise H50
FXD Dyna Super Glide	02-05	100/90B19	150/80B16	100/90B19	Battlecruise H50	150/80B16	Battlecruise H50
FXD Dyna Super Glide	06-10	100/90B19	160/70B17	100/90B19	Battlecruise H50	160/70B17	Battlecruise H50
FXDB 103	2013	100/90B19	160/70B17	100/90B19	Battlecruise H50	160/70B17	Battlecruise H50
FXDB Dyna Glide Sturgis	91-93	100/90B19	130/90B16	100/90B19	Battlecruise H50	130/90B16	Battlecruise H50
FXDB Dyna Street Bob	06-18	100/90B19	160/70B17	100/90B19	Battlecruise H50	160/70B17	Battlecruise H50
FXDBI Dyna Street Bob	2006	100/90-19	160/70B17	100/90-19	Battlecruise H50	160/70B17	Battlecruise H50
FXDC 103	2013	100/90B19	160/70B17	100/90B19	Battlecruise H50	160/70B17	Battlecruise H50
FXDC Dyna Super Glide Custom	91-92	100/90B19	130/90B16	100/90B19	Battlecruise H50	130/90B16	Battlecruise H50
FXDC Dyna Super Glide Custom	2005	100/90B19	150/80B16	100/90B19	Battlecruise H50	150/80B16	Battlecruise H50
FXDC Dyna Super Glide Custom	06-13	100/90B19	160/70B17	100/90B19	Battlecruise H50	160/70B17	Battlecruise H50
FXDC Dyna Super Glide Sport	2005	100/90B19	150/80B16	100/90B19	Battlecruise H50	150/80B16	Battlecruise H50
FXDC Dyna Super Glide Custom	2006	100/90-19	160/70-17	100/90-19	Battlecruise H50	160/70-17	Battlecruise H50
FXDCI Dyna Super Glide Custom	2006	100/90-19	160/70B17	100/90-19	Battlecruise H50	160/70B17	Battlecruise H50
FXDF Dyna Fat Bob	08-18	130/90B16	180/70B16	130/90B16	Battlecruise H50	180/70B16	Battlecruise H50
FXCFSE CVO Fat Bob	09-10	130/90B16	180/70B16	130/90B16	Battlecruise H50	180/70B16	Battlecruise H50
FXDI Dyna Super Glide	2006	100/90-19	160/70B17	100/90-19	Battlecruise H50	160/70B17	Battlecruise H50
FXDL Dyna Low Rider	93-01	100/90B19	130/90B16	100/90B19	Battlecruise H50	130/90B16	Battlecruise H50
FXDL Dyna Low Rider	02-05	100/90B19	150/80B16	100/90B19	Battlecruise H50	150/80B16	Battlecruise H50
FXDL Dyna Low Rider	06-09	100/90B19	160/70B17	100/90B19	Battlecruise H50	160/70B17	Battlecruise H50
FXDL Dyna Low Rider	14-18	100/90B19	160/70B17	100/90B19	Battlecruise H50	160/70B17	Battlecruise H50
FXDLI Dyna Glide Low Rider	2006	100/90-19	160/70B17	100/90-19	Battlecruise H50	160/70B17	Battlecruise H50
FXDLS Low Rider S	2016	100/90B19	160/70B17	100/90B19	Battlecruise H50	160/70B17	Battlecruise H50

MODEL	YEAR	O.E.		RECOMMENDED		RECOMMENDED		
		FRONT TIRE	REAR TIRE	FRONT SIZE	FRONT PATTERN	REAR SIZE	REAR PATTERN	
<b>ORIGINAL EQUIPMENT = BOLD</b>								
<b>HARLEY-DAVIDSON CONTINUED</b>								
FXDR 114	2018	120/70ZR19	240/40R18	120/70ZR19	Battlecruise H50	240/40R18	Battlecruise H50	
FXDS Convertible	1994	100/90-19	130/90B16	100/90-19	Battlecruise H50	130/90B16	Battlecruise H50	
FXDSE Dyna Screamin Eagle	07-08	80/90-21	160/70B17	80/90-21	Battlecruise H50	160/70B17	Battlecruise H50	
FXDWG Dyna Wide Glide	93-01	80/90-21	130/90B16	80/90-21	Battlecruise H50	130/90B16	Battlecruise H50	
FXDWG Dyna Wide Glide	02-05	80/90-21	150/80B16	80/90-21	Battlecruise H50	150/80B16	Battlecruise H50	
FXDWG Dyna Wide Glide	06-08	80/90-21	160/70B17	80/90-21	Battlecruise H50	160/70B17	Battlecruise H50	
FXDWG Dyna Wide Glide	10-11	80/90-21	180/60B17	80/90-21	Battlecruise H50	180/60B17	Battlecruise H50	
FXDWG Dyna Wide Glide	12-16	80/90-21	180/60B17	80/90-21	Battlecruise H50	180/60B17	Battlecruise H50	
FXDWG2 Dyna Sabre	2002	80/90-21	150/80B16	80/90-21	Battlecruise H50	150/80B16	Battlecruise H50	
FXDWG2 Dyna Switch Blade	2001	80/90-21	130/90B16	80/90-21	Battlecruise H50	130/90B16	Battlecruise H50	
FXDWGI Dyna Wide Glide	2004	MH90-21	150/80B16	80/90-21	Battlecruise H50	150/80B16	Battlecruise H50	
FXDWGI Dyna Wide Glide	2006	MH90-21	160/70B17	80/90-21	Battlecruise H50	160/70B17	Battlecruise H50	
FXDX Dyna Super Glide Sport	91-92	100/90B19	160/70B17	100/90B19	Battlecruise H50	160/70B17	Battlecruise H50	
FXDX Dyna Super Glide Sport	1999	100/90B19	130/90B16	100/90B19	Battlecruise H50	130/90B16	Battlecruise H50	
FXDX Dyna Super Glide Sport	00-04	100/90B19	150/80B16	100/90B19	Battlecruise H50	150/80B16	Battlecruise H50	
FXDX Dyna Super Glide Sport	06-13	100/90B19	160/70B17	100/90B19	Battlecruise H50	160/70B17	Battlecruise H50	
FXDXT Dyna Super Glide T-Sport	2001	100/90-19	130/90B16	100/90-19	Battlecruise H50	130/90B16	Battlecruise H50	
FXLR Low Rider Custom	87-94	80/90-21	130/90B16	80/90-21	Battlecruise H50	130/90B16	Battlecruise H50	
FXR Dyna Super Glide	95-01	100/90B19	130/90B16	100/90B19	Battlecruise H50	130/90B16	Battlecruise H50	
FXR Dyna Super Glide	02-05	100/90B19	150/80B16	100/90B19	Battlecruise H50	150/80B16	Battlecruise H50	
FXRD Grand Touring	83-92	100/90B19	130/90B16	100/90B19	Battlecruise H50	130/90B16	Battlecruise H50	
FXRS Low Rider	87-93	100/90B19	130/90B16	100/90B19	Battlecruise H50	130/90B16	Battlecruise H50	
FXRS-CONV Low Rider Convertible	90-93	100/90B19	130/90B16	100/90B19	Battlecruise H50	130/90B16	Battlecruise H50	
FXRS-SP Low Rider Sport Edition	88-93	100/90B19	130/90B16	100/90B19	Battlecruise H50	130/90B16	Battlecruise H50	
FXRT Dyna Glide Sturgis	92-93	100/90B19	130/90B16	100/90B19	Battlecruise H50	130/90B16	Battlecruise H50	
FXRT Sport Glide	83-93	100/90B19	130/90B16	100/90B19	Battlecruise H50	130/90B16	Battlecruise H50	
FXRT Sport Glide	2018	130/70B18	180/70B16	130/70B18	Battlecruise H50	180/70B16	Battlecruise H50	
FXS Low Rider	1981	100/90-19	130/90B16	100/90-19	Battlecruise H50	130/90B16	Battlecruise H50	
FXS Softail Blackline	11-13	80/90-21	140/90B16	80/90-21	Battlecruise H50	140/90B16	Battlecruise H50	
FXSB Low Rider	83-85	100/90B19	130/90B16	100/90B19	Battlecruise H50	130/90B16	Battlecruise H50	
FXSB Breakout	13-16	130/60B21	240/40R18	130/60B21	Battlecruise H50	240/40R18	Battlecruise H50	
FXSBSE CVO Breakout	13-14	130/60B21	240/40R18	130/60B21	Battlecruise H50	240/40R18	Battlecruise H50	
FXSE CVO Pro Street Breakout	2015	130/60B19	240/40R18	130/60B19	Battlecruise H50	240/40R18	Battlecruise H50	
FXSH Low Rider Custom	1989	80/90-21	130/90B16	80/90-21	Battlecruise H50	130/90B16	Battlecruise H50	
FXST Softail	84-90	80/90-21	130/90B16	80/90-21	Battlecruise H50	130/90B16	Battlecruise H50	
FXST Softail	03-05	80/90-21	150/80B16	80/90-21	Battlecruise H50	150/80B16	Battlecruise H50	
FXST Softail	06-07	80/90-21	200/55R17	80/90-21	Battlecruise H50	200/55R17	Battlecruise H50	
FXSTB Night Train	1998	MH90-21	MT90B16	80/90-21	Battlecruise H50	130/90B16	Battlecruise H50	
FXSTB Night Train	2008	MH90-21	200/55R17	80/90-21	Battlecruise H50	200/55R17	Battlecruise H50	
FXTSB Softail Night Train	03-05	80/90-21	150/80B16	80/90-21	Battlecruise H50	150/80B16	Battlecruise H50	
FXTSB Softail Night Train	06-09	80/90-21	200/55R17	80/90-21	Battlecruise H50	200/55R17	Battlecruise H50	
FXSTC Softail Custom	87-90	80/90-21	130/90B16	80/90-21	Battlecruise H50	130/90B16	Battlecruise H50	
FXSTC Softail Custom	03-05	80/90-21	150/80B16	80/90-21	Battlecruise H50	150/80B16	Battlecruise H50	
FXSTC Softail Custom	06-10	80/90-21	200/55R17	80/90-21	Battlecruise H50	200/55R17	Battlecruise H50	
FXSTC Softail Night Train	84-94	80/90-21	130/90B16	80/90-21	Battlecruise H50	130/90B16	Battlecruise H50	
FXSTD Softail Deuce	00-07	80/90-21	160/70B17	80/90-21	Battlecruise H50	160/70B17	Battlecruise H50	
FXSTDSE Screamin Eagle Deuce	03-18	80/90-21	160/70B17	80/90-21	Battlecruise H50	160/70B17	Battlecruise H50	
FXSTI Softail Standard	2005	MH90-21	200/55R17	80/90-21	Battlecruise H50	200/55R17	Battlecruise H50	
FXSTI Softail	2005	MH90-21	200/55R17	80/90-21	Battlecruise H50	200/55R17	Battlecruise H50	
FXSTS Springer Softail	84-94	80/90-21	130/90B16	80/90-21	Battlecruise H50	130/90B16	Battlecruise H50	
FXSTS Springer Softail	03-05	80/90-21	150/80B16	80/90-21	Battlecruise H50	150/80B16	Battlecruise H50	
FXSTS Springer Softail	06-07	80/90-21	200/55R17	80/90-21	Battlecruise H50	200/55R17	Battlecruise H50	
FXSTSB Bad Boy	1995	MH90-21	130/90B16	80/90-21	Battlecruise H50	130/90B16	Battlecruise H50	
FXSTSE Softail Springer Screamin Eagle	2007	80/90-21	200/55R17	80/90-21	Battlecruise H50	200/55R17	Battlecruise H50	
FXWG Dyna Wide Glide	82-86	80/90-21	130/90B16	80/90-21	Battlecruise H50	130/90B16	Battlecruise H50	
Sport Glide	17-20	130/70B18	180/70B16	130/70B18	Battlecruise H50	180/70B16	Battlecruise H50	
Sportster Super Low	07-18	120/70ZR1	150/60ZR1	120/70ZR1	Battlecruise H50	150/60ZR1	Battlecruise H50	
VRSCAW V-Rod	07-10	120/70ZR1	240/40R18	120/70ZR1	Battlecruise H50	240/40R18	Battlecruise H50	
VRSCDX Night Rod Special	07-18	120/70ZR1	240/40R18	120/70ZR1	Battlecruise H50	240/40R18	Battlecruise H50	
VRSCF V-Rod Muscle	09-18	120/70ZR1	240/40R18	120/70ZR1	Battlecruise H50	240/40R18	Battlecruise H50	
VRSCSE 2 V-Rod Screamin Eagle	2006	120/70ZR1	240/40R18	120/70ZR1	Battlecruise H50	240/40R18	Battlecruise H50	
VRSCX V-Rod	2007	120/70ZR1	240/40R18	120/70ZR1	Battlecruise H50	240/40R18	Battlecruise H50	
XG 750 Street	2016	100/80-17	140/75R15	100/80-17	Battlecruise H50	140/75R15	Battlecruise H50	
XL1200 Sportster	10-18	100/90B19	130/90B16	100/90B19	Battlecruise H50	130/90B16	Battlecruise H50	
XL1200X Sportster Forty Eight	10-18	130/90B16	150/80B16	130/90B16	Battlecruise H50	150/80B16	Battlecruise H50	
XL1200C Sportster Custom	96-03	80/90-21	130/90B16	80/90-21	Battlecruise H50	130/90B16	Battlecruise H50	
XL1200C Sportster 1200 Custom	04-10	80/90-21	150/80B16	80/90-21	Battlecruise H50	150/80B16	Battlecruise H50	

MODEL	YEAR	O.E.		RECOMMENDED		RECOMMENDED		
		FRONT TIRE	REAR TIRE	FRONT SIZE	FRONT PATTERN	REAR SIZE	REAR PATTERN	
<b>ORIGINAL EQUIPMENT = BOLD</b>								
<b>HARLEY-DAVIDSON CONTINUED</b>								
XL1200C Sportster 1200 Custom	11-18		130/90B16	150/80B16	130/90B16	Battlecruise H50	150/80B16	Battlecruise H50
XL1200L Sportster Low	06-11		100/90B19	150/80B16	100/90B19	Battlecruise H50	150/80B16	Battlecruise H50
XL1200L Sportster Roadster	04-08		100/90B19	150/80B16	100/90B19	Battlecruise H50	150/80B16	Battlecruise H50
XL1200N Sportster Nightster	07-12		100/90B19	150/80B16	100/90B19	Battlecruise H50	150/80B16	Battlecruise H50
XL 1200 R Roadster	2005		100/90-19	150/80B16	100/90-19	Battlecruise H50	150/80B16	Battlecruise H50
XL1200V Sportster Seventy Two	12-18		80/90-21	150/80B16	80/90-21	Battlecruise H50	150/80B16	Battlecruise H50
XL 1200 X Sportster Forty Eight	2012		130/90B16	150/80B16	130/90B16	Battlecruise H50	150/80B16	Battlecruise H50
XL883C Sportster Custom	96-03		80/90-21	130/90B16	80/90-21	Battlecruise H50	130/90B16	Battlecruise H50
XL883C Sportster 883 Custom	04-09		80/90-21	150/80B16	80/90-21	Battlecruise H50	150/80B16	Battlecruise H50
XL883L Sportster 883 Low	05-10		100/90B19	150/80B16	100/90B19	Battlecruise H50	150/80B16	Battlecruise H50
XL883L Sportster 883 Low /Super Low	11-18		120/70ZR1	150/60ZR1	120/70ZR1	Battlecruise H50	150/60ZR1	Battlecruise H50
XL883N Sportster Iron	09-18		100/90B19	150/80B16	100/90B19	Battlecruise H50	150/80B16	Battlecruise H50
XL883R Sportster Iron	00-18		100/90B19	150/80B16	100/90B19	Battlecruise H50	150/80B16	Battlecruise H50
XL 883 R Sportster	1998		100/90-19	130/90B16	100/90-19	Battlecruise H50	130/90B16	Battlecruise H50
XL883R Sportster	02-03		100/90B19	130/90B16	100/90B19	Battlecruise H50	130/90B16	Battlecruise H50
XL883R Sportster	05-07		100/90B19	150/80B16	100/90B19	Battlecruise H50	150/80B16	Battlecruise H50
XL883 Sportster	04-08		100/90B19	150/80B16	100/90B19	Battlecruise H50	150/80B16	Battlecruise H50
XLH 883 Sportster	86-03		100/90B19	130/90B16	100/90B19	Battlecruise H50	130/90B16	Battlecruise H50
XLH 883 Sportster Deluxe	91-95		100/90B19	130/90B16	100/90B19	Battlecruise H50	130/90B16	Battlecruise H50
XLH 883 Sportster Deluxe	00-06		100/90B19	130/90B16	100/90B19	Battlecruise H50	130/90B16	Battlecruise H50
XLH 883 Sportster Hugger	86-00		100/90B19	130/90B16	100/90B19	Battlecruise H50	130/90B16	Battlecruise H50
XLH 1100 Sportster	86-87		100/90B19	130/90B16	100/90B19	Battlecruise H50	130/90B16	Battlecruise H50
XLH 1200 Sportster Custom			MH90-21	130/90-16	80/90-21	Battlecruise H50	130/90-16	Battlecruise H50
XR1000	83-84		100/90B19	130/90B16	100/90B19	Battlecruise H50	130/90B16	Battlecruise H50
<b>HONDA</b>								
Grom	14-20		120/70-12	130/70-12	120/70-12	Battlax SC	130/70-12	Battlax SC
CBR250R	12-13		110/70-17	140/70-17	110/70-17	Battlax BT46	140/70-17	Battlax BT46
<b>CMX250 Rebel</b>	<b>09-16</b>	<b>O.E.</b>	<b>3.00-18</b>	<b>130/90-15</b>	<b>3.00-18</b>	<b>Exedra L303A</b>	<b>130/90-15</b>	<b>Exedra G508</b>
CRF230M	2009		110/70-17	130/70-17	110/70-17	Battlax BT46	130/70-17	Battlax BT46
CRF 250 Rally	2016		3.00-21	90/90-21	120/80-18	Battlax Adventurecross AX41	120/80-28	Battlax Adventurecross AX41
VTR250 Interceptor	1988		110/90-16	120/80-17	110/90-16	Battlax BT45	120/80-17	Battlax BT46
CBR300F / R	15-17		110/70-17	140/70-17	110/70-17	Battlax BT46	140/70-17	Battlax BT46
CB300R	2018		110/70R17	150/60R17	110/70R17	Battlax S22	150/60R17	Battlax S22
CB450 Nighthawk	85-86		100/90-19	130/90-16	100/90-19	Battlax BT46	130/90-16	Battlax BT46
CB(R)500F / R / X	13-18		120/70ZR17	160/60ZR17	120/70ZR17	Battlax S22 / T31 / AX41	160/60ZR17	Battlax S22 / T31 / AX41
CMX 500 A Rebel	2017		130/90B16	150/80B16	130/90B16	Exedra Max	150/80B16	Exedra Max
GB500	89-90		90/90-18	110/90-18	90/90-18	Battlax BT46	110/90-18	Battlax BT46
GL500I Silverwing	81-82		100/90-19	130/90-16	100/90-19	Battlax BT46	130/90-16	Battlax BT46
VF500C Magna	84-85		100/90-18	130/90-16	100/90-18	Battlax BT46	130/90-16	Battlax BT46
VF500F Interceptor	84-86		100/90-16	110/90-18	100/90-16	Battlax BT46	110/90-18	Battlax BT46
VT500C Shadow	83-86		100/90-18	130/90-16	100/90-18	Battlax BT46	130/90-16	Battlax BT46
599	00-13		120/70ZR17	180/55ZR17	120/70ZR17	Battlax S22 / T31	180/55ZR17	Battlax S22 / T31
VT 600 C Shadow	1993		100/90-19	170/80-15	100/90-19	Exedra Max	170/80B15	Exedra Max
VT600C Shadow VLX / DLX	88-07		100/90-19	170/80-15	100/90-19	Exedra MAX	170/80B15	Exedra MAX
CBR600F Hurricane	87-90		110/80-17	130/80-17	110/80-17	Battlax BT46	130/80-17	Battlax BT46
CBR600F2 / F3	91-98		120/60ZR17	160/60ZR17	120/60ZR17	Battlax S21 / T31	160/60ZR17	Battlax S21 / T31
CBR600 F4	99-00		120/70ZR17	180/55ZR17	120/70ZR17	Battlax RS10 / S22 / T31	180/55ZR17	Battlax RS10 / S22 / T31
CBR600 F4i	01-06		120/70ZR17	180/55ZR17	120/70ZR17	Battlax RS10 / S22 / T31	180/55ZR17	Battlax RS10 / S22 / T31
CBR600RR	03-20		120/70ZR17	180/55ZR17	120/70ZR17	Battlax RS10 / S22 / T31	180/55ZR17	Battlax RS10 / S22 / T31
CB650	79-82		3.50-19	4.50-17	100/90-19	Battlax BT46	130/90-17	Battlax BT46
CB650F	14-20		120/70ZR17	180/55ZR17	120/70ZR17	Battlax S22 / T31	180/55ZR17	Battlax S22 / T31
CB650C Custom	80-81		3.50-19	130/90-16	100/90-19	Battlax BT46	130/90-16	Battlax BT46
CB650SC Nighthawk	82-85		3.50-19	130/90-16	100/90-19	Battlax BT46	130/90-16	Battlax BT46
CBR650F / R	14-18		120/70ZR17	180/55ZR17	120/70ZR17	Battlax RS10 / S22 / T31	180/55ZR17	Battlax RS10 / S22 / T31
NT650 Hawk GT	88-91		110/80-17	150/70-17	110/80-17	Battlax BT46	150/70-17	Battlax BT46
NX 650 Dominator	1991		90/90-21	120/90-17	90/90-21	TW41 / Battlax Adventurecross AX41	120/90-17	TW42 / Battlax Adventurecross AX41
CB700SC Nighthawk	84-86		110/90-16	130/90-16	110/90-16	Battlax BT45	130/90-16	Battlax BT46
<b>NC700X</b>	<b>12-13</b>	<b>O.E.</b>	<b>120/70ZR17</b>	<b>160/60ZR17</b>	<b>120/70ZR17</b>	<b>Battlax BT023 "G" / T31 / AX41S</b>	<b>160/60ZR17</b>	<b>Battlax BT023 "G" / T31 / AX41S</b>
NC700X	14-15		120/70ZR17	160/60ZR17	120/70ZR17	Battlax T31 / AX41S	160/60ZR17	Battlax T31 / AX41S
NM4	15-16		120/70ZR18	200/50ZR17	120/70ZR18	Exedra MAX	200/50ZR17	Exedra MAX
NT700V	10-11		120/70ZR17	150/70ZR17	120/70ZR17	Battlax T31	150/70ZR17	Battlax T31
<b>CTX700</b>	<b>14-15</b>	<b>O.E.</b>	<b>120/70ZR17</b>	<b>160/60ZR17</b>	<b>120/70ZR17</b>	<b>Battlax BT023 "G" / T31</b>	<b>160/60ZR17</b>	<b>Battlax BT023 "G" / T31</b>
VF700C Magna	84-85		110/90-18	130/90-16	110/90-18	Battlax BT46	130/90-16	Battlax BT46
VF700C Magna	1986		110/90-18	140/90-15	110/90-18	Exedra MAX	140/90-15	Exedra MAX
VF700S Sabre	84-85		110/90-18	130/90-17	110/90-18	Battlax BT46	130/90-17	Battlax BT46
VF700F Interceptor	84-85		120/80-16	130/80-18	120/80-16	Battlax BT46	130/80-18	Battlax BT46
VFR700 Interceptor	86-87		110/90-16	130/80-18	110/90-16	Battlax BT45	130/80-18	Battlax BT46

MODEL	YEAR	O.E.		RECOMMENDED		RECOMMENDED		
		FRONT TIRE	REAR TIRE	FRONT SIZE	FRONT PATTERN	REAR SIZE	REAR PATTERN	
<b>ORIGINAL EQUIPMENT = BOLD</b>								
<b>HONDA CONTINUED</b>								
CB750 / K	69-76		3.25-19	4.00-18	100/90-19	Battlax BT46	110/90-18	Battlax BT46
CB750K	80-82		3.50-19	4.50-17	100/90-19	Battlax BT46	120/90-17	Battlax BT46
CB750C	80-82		110/90-19	130/90-16	110/90-19	Spitfire S11	130/90-16	Spitfire S11
CB750 Nighthawk	91-03		110/80-18	140/70-17	110/80-18	Battlax BT46	140/70-17	Battlax BT46
NC750X	16-20		120/70ZR17	160/60ZR17	120/70ZR17	BW501 "G" / A41 / AX41S	160/60ZR17	BW502 "G" / A41 / AX41S
NR750	1992		130/70ZR16	180/55ZR17	130/70ZR16	Battlax S21	180/55ZR17	Battlax S21
RVF750R RC45	1994		130/70ZR16	190/50ZR17	130/70ZR16	Battlax S21	190/50ZR17	Battlax S21
VF750C Magna	82-83		110/90-18	130/90-16	110/90-18	Battlax BT46	130/90-16	Battlax BT46
VF750F Interceptor	83-84		120/80-16	130/80-18	120/80-16	Battlax BT46	130/80-18	Battlax BT46
VF750S Sabre	82-83		110/90-18	130/90-17	110/90-18	Battlax BT46	130/90-17	Battlax BT46
VFR750F2 Interceptor	1986		110/90-16	130/80-18	110/90-16	Battlax BT45	130/80-18	Battlax BT46
VFR750F Interceptor	90-97		120/70ZR17	170/60ZR17	120/70ZR17	Battlax T31	170/60ZR17	Battlax T31 "GT"
VFR750F Interceptor	1998		120/70ZR17	180/55ZR17	120/70ZR17	Battlax S22 / T31	180/55ZR17	Battlax S22 / T31
VT 750 C	2007		120/90-17	160/80-15	120/90-17	Exedra Max	160/80-15	Exedra Max
<b>VT750DC Shadow Spirit 750</b>	<b>01-07</b>	<b>O.E.</b>	<b>110/80-19</b>	<b>160/80-15</b>	<b>110/80-19</b>	<b>Exedra G515 (G)</b>	<b>160/80-15</b>	<b>Exedra G702</b>
<b>VT750C2 Shadow Spirit 750</b>	<b>07-14</b>	<b>O.E.</b>	<b>90/90-21</b>	<b>160/80-15</b>	<b>90/90-21</b>	<b>Exedra G701 / Exedra MAX</b>	<b>160/80-15</b>	<b>Exedra G702 / Exedra MAX</b>
<b>VT750C2B Shadow Phantom 750</b>	<b>10-16</b>	<b>O.E.</b>	<b>120/90-17</b>	<b>160/80-15</b>	<b>120/90-17</b>	<b>Exedra G701 / Exedra MAX</b>	<b>160/80-15</b>	<b>Exedra G702 / Exedra MAX</b>
VT 750 CS	2009		120/90-17	160/80-15	120/90-17	Exedra Max	160/80-15	Exedra Max
<b>VT750 Ace</b>	<b>98-03</b>	<b>O.E.</b>	<b>120/90-17</b>	<b>170/80-15</b>	<b>120/90-17</b>	<b>Exedra G701 / Exedra MAX</b>	<b>170/80-15</b>	<b>Exedra G702 / Exedra MAX</b>
<b>VT750 Aero</b>	<b>04-16</b>	<b>O.E.</b>	<b>120/90-17</b>	<b>160/80-15</b>	<b>120/90-17</b>	<b>Exedra G701 / Exedra MAX</b>	<b>160/80-15</b>	<b>Exedra G702 / Exedra MAX</b>
VT750RS	11-13		100/90-19	150/80-16	100/90-19	Exedra MAX	150/80B16	Exedra MAX
VT 750 S	2010		100/90-19	150/80-16	100/90-19	Exedra MAX	150/80B16	Exedra MAX
Shadow 750	2005		120/90-17	160/80-15	120/90-17	Exedra MAX	160/80-15	Exedra MAX
Shadow 750	2012		90/90-21	160/80-15	90/90-21	Exedra MAX	160/80-15	Exedra MAX
VFR800F	99-15		120/70ZR17	180/55ZR17	120/70ZR17	Battlax S22 / T31	180/55ZR17	Battlax S22 / T31
CB900C	80-82		110/90-19	130/90-16	110/90-19	Spitfire S11	130/90-16	Spitfire S11
CB900F	81-82		3.50-19	4.25-18	100/90-19	Battlax BT46	110/90-18	Battlax BT46
CBR900RR	92-99		130/70ZR16	180/55ZR17	130/70ZR16	Battlax S21	180/55ZR17	Battlax S21
919 - CB900F	02-07		120/70ZR17	180/55ZR17	120/70ZR17	Battlax RS10 / S22 / T31	180/55ZR17	Battlax RS10 / S22 / T31
CBR929RR	00-01		120/70ZR17	190/50ZR17	120/70ZR17	Battlax RS10 / S22 / T31	190/50ZR17	Battlax RS10 / S22 / T31
CBR954RR	02-03		120/70ZR17	190/50ZR17	120/70ZR17	Battlax RS10 / S22 / T31	190/50ZR17	Battlax RS10 / S22 / T31
CB 1	1990		110/70ZR17	150/60ZR17	110/70ZR17	Battlax S22	150/60ZR17	Battlax S22
<b>CB1000R</b>	<b>11-15</b>	<b>O.E.</b>	<b>120/70ZR17</b>	<b>180/55ZR17</b>	<b>120/70ZR17</b>	<b>Battlax BT015 "L" / T31</b>	<b>180/55ZR17</b>	<b>Battlax BT015 "L" / T31</b>
<b>CB1000R</b>	<b>2018</b>	<b>O.E.</b>	<b>120/70ZR17</b>	<b>190/55ZR17</b>	<b>120/70ZR17</b>	<b>Battlax S21 / S22 / T31</b>	<b>190/55ZR17</b>	<b>Battlax S21 / S22 / T31</b>
CBF1000	06-20		120/70ZR17	160/60ZR17	120/70ZR17	Battlax S22 / T31	160/60ZR17	Battlax S22 / T31
CBR1000F	89-96		120/70ZR17	170/60ZR17	120/70ZR17	Battlax T31	170/60ZR17	Battlax T31 "GT"
CBR1000RR	04-07		120/70ZR17	190/50ZR17	120/70ZR17	Battlax RS10 / S22 / T31	190/50ZR17	Battlax RS10 / S22 / T31
CBR1000RR	08-11		120/70ZR17	190/50ZR17	120/70ZR17	Battlax RS10 / S22 / T31	190/50ZR17	Battlax RS10 / S22 / T31
<b>CBR1000RR</b>	<b>12-15</b>	<b>O.E.</b>	<b>120/70ZR17</b>	<b>190/50ZR17</b>	<b>120/70ZR17</b>	<b>Battlax S20 "G" / RS10 / S22 / T31</b>	<b>190/50ZR17</b>	<b>Battlax S20 "G" / RS10 / S22 / T31</b>
CBR1000RR	16-19		120/70ZR17	190/50ZR17	120/70ZR17	Battlax S20 "G" / RS10 / S22 / T31	190/50ZR17	Battlax S20 "G" / RS10 / S22 / T31
CRF 1000 L Africa Twin - all	15-20		90/90-21	150/70R18	90/90-21	Battlax Adventure A41 / AX41	150/70R18	Battlax Adventure A41 / AX41
RC213V-S	2015		120/70ZR17	190/55ZR17	120/70ZR17	Battlax RS10 / S22 / T31	190/55ZR17	Battlax RS10 / S22 / T31
RVT1000R RC51	00-06		120/70ZR17	190/50ZR17	120/70ZR17	Battlax RS10 / S22 / T31	190/50ZR17	Battlax RS10 / S22 / T31
VF1000F Interceptor	84-86		120/80-16	140/80-17	120/80-16	Battlax BT46	140/80-17	Battlax BT46
VTR1000 Super Hawk	97-06		120/70ZR17	180/55ZR17	120/70ZR17	Battlax RS10 / S22 / T31	180/55ZR17	Battlax RS10 / S22 / T31
CBX	79-80		3.50-19	4.25-18	100/90-19	Battlax BT46	110/90-18	Battlax BT46
<b>CB1100</b>	<b>13-17</b>	<b>O.E.</b>	<b>110/80R18</b>	<b>140/70R18</b>	<b>110/80R18</b>	<b>Battlax BT54</b>	<b>140/70R18</b>	<b>Battlax BT54</b>
<b>CB 1100 EK</b>	<b>2017</b>	<b>O.E.</b>	<b>110/80R18</b>	<b>140/70R18</b>	<b>110/80R18</b>	<b>Battlax BT54</b>	<b>140/70R18</b>	<b>Battlax BT54</b>
CBR1100XX Blackbird	97-03		120/70ZR17	180/55ZR17	120/70ZR17	Battlax S22 / T31	180/55ZR17	Battlax S22 / T31
<b>ST1100 (non-ABS)</b>	<b>91-02</b>	<b>O.E.</b>	<b>110/80-18</b>	<b>160/70-17</b>	<b>110/80-18</b>	<b>Exedra G547</b>	<b>160/70-17</b>	<b>Exedra G548</b>
ST1100 (ABS)	96-02		120/70ZR18	160/70ZR17	120/70ZR18	Battlax T31 "GT"	160/70ZR17	Battlax T31
VF1100S Sabre	84-85		110/90-18	130/90-17	110/90-18	Battlax BT46	130/90-17	Battlax BT46
VT1100C Shadow	85-86		110/90-18	140/90-15	110/90-18	Exedra MAX	140/90-15	Exedra MAX
VT 1100 C	1995		110/90-19	170/80B15	110/90-19	Exedra MAX	170/80B15	Exedra MAX
VFR1200	2013		120/70ZR17	190/55ZR17	120/70ZR17	Battlax T31 "GT"	190/55ZR17	Battlax T31 "GT"
VFR1200X Cross Tourer	2011		110/80R19	150/70R17	110/80R19	Battlax Adventure A41 / AX41	150/70R17	Battlax Adventure A41 / AX41
<b>CTX1300</b>	<b>2014</b>	<b>O.E.</b>	<b>130/70R18</b>	<b>200/50R17</b>	<b>130/70R18</b>	<b>Exedra G853 "F"</b>	<b>200/50R17</b>	<b>Exedra G852 "F"</b>
<b>ST1300</b>	<b>03-12</b>	<b>O.E.</b>	<b>120/70ZR18</b>	<b>170/60ZR17</b>	<b>120/70ZR18</b>	<b>Battlax BT020 "F" / T31 "GT"</b>	<b>170/60ZR17</b>	<b>Battlax BT020 "F" / T31 "GT"</b>
VTX1300 C	04-09		110/90-19	170/80-15	110/90-19	Exedra MAX	170/80B15	Exedra MAX
<b>VTX1300 Sabre</b>	<b>10-13</b>	<b>O.E.</b>	<b>90/90-21</b>	<b>170/80-15</b>	<b>90/90-21</b>	<b>Exedra G701 "F" / Exedra Max</b>	<b>170/80-15</b>	<b>Exedra G702 "F" / Exedra Max</b>
<b>VTX1300 Stataline/Interstate</b>	<b>10-16</b>	<b>O.E.</b>	<b>140/80-17</b>	<b>170/80-15</b>	<b>140/80-17</b>	<b>Exedra L309 "F"</b>	<b>170/80-15</b>	<b>Exedra G702 "F"</b>
GL1500 Goldwing	88-00		130/70-18	160/80-16	130/70-18	Exedra G701 Touring	160/80-16	Exedra G702 Touring
GL1500C Valkyrie / Tour	96-03		150/80R17	180/70R16	150/80R17	Exedra G701	180/70R16	Exedra G702
VTX1800C	02-07		130/70R18	180/70R16	130/70ZR18	Exedra Max	180/70R16	Exedra Max
GL1800 Goldwing	01-10		130/70R18	180/60R16	130/70R18	Exedra G709	180/60R16	Exedra G704
<b>GL1800 Goldwing / F6B</b>	<b>12-16</b>	<b>O.E.</b>	<b>130/70R18</b>	<b>180/60R16</b>	<b>130/70R18</b>	<b>Exedra G709</b>	<b>180/60R16</b>	<b>Exedra G704</b>
<b>GL1800 Goldwing</b>	<b>18-20</b>	<b>O.E.</b>	<b>130/70R18</b>	<b>200/55R16</b>	<b>130/70R18</b>	<b>Exedra G853 "G"</b>	<b>200/55R16</b>	<b>Exedra G852 "G"</b>

MODEL	YEAR	O.E.		RECOMMENDED			RECOMMENDED	
		FRONT TIRE	REAR TIRE	FRONT SIZE	FRONT PATTERN	REAR SIZE	REAR PATTERN	
<b>ORIGINAL EQUIPMENT = BOLD</b>								
<b>HUSQVARNA</b>								
Nuda 900	2011	120/70ZR17	180/55ZR17	120/70ZR17	Battlax RS10 / S22 / T31	180/55ZR17	Battlax RS10 / S22 / T31	
Nuda 900R	2011	120/70ZR17	180/55ZR17	120/70ZR17	Battlax RS10 / S22 / T31	180/55ZR17	Battlax RS10 / S22 / T31	
Vitpilen 401	18-20	110/70R17	150/60R17	110/70R17	Battlax S22 / T31	150/60R17	Battlax S22 / T31	
Svartpilen 401	18-20	110/70R17	150/60R17	110/70R17	Battlax S22 / T31	150/60R17	Battlax S22 / T31	
Vitpilen 701	18-20	120/70ZR17	160/60ZR17	120/70ZR17	Battlax S22 / T31	160/60ZR17	Battlax S22 / T31	
Svartpilen 701	18-20	110/80R18	160/60R17	110/80R18	Battlax T31	160/60ZR17	Battlax T31	
<b>INDIAN</b>								
Chief Blackhawk / Dark	2011	130/90B16	150/80B16	130/90B16	Battlecruise H50	150/80B16	Battlecruise H50	
Chief Dark Horse	10-13	130/90B16	150/80B16	130/90B16	Battlecruise H50	150/80B16	Battlecruise H50	
Chief Bomber	2010	130/90B16	150/80B16	130/90B16	Battlecruise H50	150/80B16	Battlecruise H50	
Chief Classic	10-13	130/90B16	150/80B16	130/90B16	Battlecruise H50	150/80B16	Battlecruise H50	
Chief Classic	14-18	130/90B16	180/65B16	130/90B16	Battlecruise H50	180/65B16	Battlecruise H50	
Chief Dark Horse	10-13	130/90B16	150/80B16	130/90B16	Battlecruise H50	150/80B16	Battlecruise H50	
Chief Dark Horse	16-18	130/90B16	180/65B16	130/90B16	Battlecruise H50	180/65B16	Battlecruise H50	
Chief Deluxe	2009	130/90B16	150/80B16	130/90B16	Battlecruise H50	150/80B16	Battlecruise H50	
Chief Roadmaster	09-11	130/90B16	150/80B16	130/90B16	Battlecruise H50	150/80B16	Battlecruise H50	
Chief Standard	2009	130/90B16	150/80B16	130/90B16	Battlecruise H50	150/80B16	Battlecruise H50	
Chief Vintage	09-13	130/90B16	150/80B16	130/90B16	Battlecruise H50	150/80B16	Battlecruise H50	
Chief Vintage	14-15	130/90B16	180/65B16	130/90B16	Battlecruise H50	180/65B16	Battlecruise H50	
Scout	15-18	130/90-16	150/80B16	130/90-16	Battlecruise H50	150/80B16	Battlecruise H50	
Scout Sixty	16-18	130/90-16	150/80-16	130/90-16	Battlecruise H50	150/80-16	Battlecruise H50	
Scout Bobber	2018	130/90-16	150/80-16	130/90-16	Battlecruise H50	150/80-16	Battlecruise H50	
Scout Bobber Jack Daniel's	2018	130/90-16	150/80-16	130/90-16	Battlecruise H50	150/80-16	Battlecruise H50	
Chief	2018	130/90B16	180/65B16	130/90B16	Battlecruise H50	180/65B16	Battlecruise H50	
Chief Vintage	14-18	130/90B16	180/65B16	130/90B16	Battlecruise H50	180/65B16	Battlecruise H50	
FTR 1200	2019	120/70R19	150/70R18	120/70R19	Battlax Adventure A41	150/70R18	Battlax Adventure A41	
FTR 1200 S	2019	120/70R19	150/70R18	120/70R19	Battlax Adventure A41	150/70R18	Battlax Adventure A41	
FTR 1200 S Race Replica	2019	120/70R19	150/70R18	120/70R19	Battlax Adventure A41	150/70R18	Battlax Adventure A41	
<b>KAWASAKI</b>								
<b>EX250 Ninja</b>	<b>08-09</b>	<b>O.E.</b>	<b>110/70-17</b>	<b>130/70-17</b>	<b>110/70-17</b>	<b>Battlax BT45 / BT46</b>	<b>130/70-17</b>	<b>Battlax BT45 / BT46</b>
EX250 Ninja	10-12		110/70-17	130/70-17	110/70-17	Battlax BT46	130/70-17	Battlax BT46
Ninja 250 SL	2014		100/80-17	130/70-17	100/80-17	Battlax BT46	130/70-17	Battlax BT46
EX300 Ninja	13-16		110/70-17	140/70-17	110/70-17	Battlax BT46	140/70-17	Battlax BT46
Ninja 300 ABS	2017		110/70-17	140/70-17	110/70-17	Battlax BT46	140/70-17	Battlax BT46
Ninja 400	2017		110/70R17	150/60R17	110/70R17	Battlax S22	150/60R17	Battlax S22
EN500 Vulcan LTD	90-09		100/90-19	140/90-15	100/90-19	Exedra MAX	140/90-15	Exedra MAX
EX500 Ninja	94-09		110/70-17	130/70-17	110/70-17	Battlax BT46	130/70-17	Battlax BT46
KZ550GPZ	82-83		3.25-19	4.00-18	100/90-19	Battlax BT46	110/90-18	Battlax BT46
ZR550 Zephyr	90-91		110/80-17	140/70-18	110/80-17	Battlax BT46	140/70-18	Battlax BT46
ZX600A1-A3 / B1 Ninja	85-87		110/90-16	130/90-16	110/90-16	Battlax BT45	130/90-16	Battlax BT46
ZX600D / E ZX6 Ninja	93-04		120/60ZR17	160/60ZR17	120/60ZR17	Battlax S21 / T31	160/60ZR17	Battlax S21 / T31
ZX-6R	07-08		120/70ZR17	180/55ZR17	120/70ZR17	Battlax RS10 / S22 / T31	180/55ZR17	Battlax RS10 / S22 / T31
ZX-6R	09-12		120/70ZR17	180/55ZR17	120/70ZR17	Battlax RS10 / S22 / T31	180/55ZR17	Battlax RS10 / S22 / T31
ZX636	03-06		120/60ZR17	180/55ZR17	120/60ZR17	Battlax RS10 / S22 / T31	180/55ZR17	Battlax RS10 / S22 / T31
<b>ZX636R</b>	<b>13-17</b>	<b>O.E.</b>	<b>120/70ZR17</b>	<b>180/55ZR17</b>	<b>120/70ZR17</b>	<b>Battlax S20 "J" / RS10 / S22 / T31</b>	<b>180/55ZR17</b>	<b>Battlax S20 "J" / RS10 / S22 / T31</b>
ER-6n (650)	09-11		120/70ZR17	160/60ZR17	120/70ZR17	Battlax S21 / T31	160/60ZR17	Battlax S21 / T31
KZ650CSR	81-83		3.25-19	130/90-16	100/90-19	Battlax BT46	130/90-16	Battlax BT46
Ninja 650R	10-16		120/70ZR17	160/60ZR17	120/70ZR17	Battlax S21 / T31	160/60ZR17	Battlax S21 / T31
Ninja 650 ABS	2017		120/70ZR17	160/60ZR17	120/70ZR17	Battlax S21 / T31	160/60ZR17	Battlax S21 / T31
Versys 650	07-17		120/70ZR17	160/60ZR17	120/70ZR17	Battlax S21 / T31	160/60ZR17	Battlax S21 / T31
Z650	2017		120/70ZR17	160/60ZR17	120/70ZR17	Battlax S21 / T31	160/60ZR17	Battlax S21 / T31
W650	00-02		100/90-19	130/80-18	100/90-19	Battlax BT46	130/80-18	Battlax BT45
KZ700A1 / A2 LTD	84-85		100/90-19	120/90-18	100/90-19	Battlax BT46	120/90-18	Battlax BT46
KZ750Z / 4 LTD	80-82		3.25-19	130/90-16	100/90-19	Battlax BT46	130/90-16	Battlax BT46
KZ750 / 4E	80-82		3.25-19	4.00-18	100/90-19	Battlax BT46	110/90-18	Battlax BT46
KZ750 / 4 Spectre / LTD	82-83		100/90-19	130/90-16	100/90-19	Battlax BT46	130/90-16	Battlax BT46
VN750 Vulcan also (95-VN700A1)	86-06		100/90-19	150/90-15	100/90-19	Exedra MAX	150/90B15	Exedra MAX
Z-750S	05-06		120/70ZR17	180/55ZR17	120/70ZR17	Battlax S22 / T31	180/55ZR17	Battlax S22 / T31
ZR-7 & ZR-7S	02-03		120/70ZR17	160/60ZR17	120/70ZR17	Battlax S21 / T31	160/60ZR17	Battlax S21 / T31
ZX750 GPZ / Turbo	83-85		110/90-18	130/80-18	110/90-18	Battlax BT46	130/80-18	Battlax BT45
ZX750 Ninja	1985		110/90-18	130/80-18	110/90-18	Battlax BT46	130/80-18	Battlax BT45
ZX-7R / 7RR	91-03		120/70ZR17	180/55ZR17	120/70ZR17	Battlax RS10 / S22 / T31	180/55ZR17	Battlax RS10 / S22 / T31
W 800	2018		100/90-18	130/80-18	100/90-18	Battlax BT46	130/80-18	Battlax BT45
Z800	2016		120/70ZR17	180/55ZR17	120/70ZR17	Battlax S22 / T31	180/55ZR17	Battlax S22 / T31
VN900 Vulcan Classic (all models)	06-17		130/90-16	180/70-15	130/90-16	Exedra MAX	180/70-15	Exedra MAX

MODEL	YEAR	O.E. FRONT TIRE	O.E. REAR TIRE	RECOMMENDED		RECOMMENDED		
				FRONT SIZE	FRONT PATTERN	REAR SIZE	REAR PATTERN	
<b>ORIGINAL EQUIPMENT = BOLD</b>								
<b>KAWASAKI CONTINUED</b>								
<b>VN900B Classic SE</b>	<b>11-17</b>	<b>O.E.</b>	<b>130/90-16</b>	<b>180/70-15</b>	<b>130/90-16</b>	<b>Exedra G721 "G" WW / Exedra Max</b>	<b>180/70-15</b>	<b>Exedra G722 "G" WW / Exedra Max</b>
VN900 Vulcan Custom	07-17		80/90-21	180/70-15	80/90-21	Exedra MAX	180/70-15	Exedra MAX
Z 900 ABS	2016		120/70ZR17	180/55ZR17	120/70ZR17	Battlax S22 / T31	180/55ZR17	Battlax S22 / T31
Z 900 RS	2017		120/70ZR17	180/55ZR17	120/70ZR17	Battlax S22 / T31	180/55ZR17	Battlax S22 / T31
Z 900 RS Café	2017		120/70ZR17	180/55ZR17	120/70ZR17	Battlax S22 / T31	180/55ZR17	Battlax S22 / T31
ZX900A1 / A2 Ninja	84-86		120/80-16	130/80-18	120/80-16	Battlax BT46	130/80-18	Battlax BT45
Z1R	78-80		3.25-19	4.00-18	100/90-19	Battlax BT46	110/90-18	Battlax BT46
ZX9R	94-99		120/70ZR17	180/55ZR17	120/70ZR17	Battlax RS10 / S22 / T31	180/55ZR17	Battlax RS10 / S22 / T31
ZX9R	00-03		120/70ZR17	190/50ZR17	120/70ZR17	Battlax RS10 / S22 / T31	190/50ZR17	Battlax RS10 / S22 / T31
<b>H2</b>	<b>15-18</b>	<b>O.E.</b>	<b>120/70ZR17</b>	<b>200/55ZR17</b>	<b>120/70ZR17</b>	<b>Battlax RS10 "J" / S22 / T31</b>	<b>200/55ZR17</b>	<b>Battlax RS10 "J" / S22 / T31</b>
Ninja H2 SX SE	2017		120/70ZR17	190/55ZR17	120/70ZR17	Battlax S22 / T31	190/55ZR17	Battlax S22 / T31
KZ1000 - R1	82-83		100/90-19	120/90-18	100/90-19	Battlax BT46	120/90-18	Battlax BT46
KZ1000P	82-83		110/90-18	120/90-18	110/90-18	Battlax BT46	120/90-18	Battlax BT46
Versys 1000	11-15		120/70ZR17	180/55ZR17	120/70ZR17	Battlax S22 / T31 / AX41S	180/55ZR17	Battlax S22 / T31 / AX41S
<b>Versys 1000 LT</b>	<b>15-17</b>	<b>O.E.</b>	<b>120/70ZR17</b>	<b>180/55ZR17</b>	<b>120/70ZR17</b>	<b>Battlax T30 "F" / T31 "GT"</b>	<b>180/55ZR17</b>	<b>Battlax T30 "F" / T31 "GT"</b>
ZX1000A Ninja	86-87		120/80-16	150/80-16	120/80-16	Battlax BT46	150/80-16	Battlax BT46
Z1000	13-16		120/70ZR17	190/50ZR17	120/70ZR17	Battlax S22 / T31	190/50ZR17	Battlax S22 / T31
<b>Z1000 Ninja</b>	<b>11-13</b>	<b>O.E.</b>	<b>120/70ZR17</b>	<b>190/50ZR17</b>	<b>120/70ZR17</b>	<b>Battlax BT016 "B" / S22 / T31</b>	<b>190/50ZR17</b>	<b>Battlax BT016 "B" / S22 / T31</b>
<b>Ninja 1000</b>	<b>14-16</b>	<b>O.E.</b>	<b>120/70ZR17</b>	<b>190/50ZR17</b>	<b>120/70ZR17</b>	<b>Battlax S20 "N" / S22 / T31</b>	<b>190/50ZR17</b>	<b>Battlax S20 "N" / S22 / T31</b>
ZX10R	04-05		120/70ZR17	190/50ZR17	120/70ZR17	Battlax RS10 / S22 / T31	190/50ZR17	Battlax RS10 / S22 / T31
ZX10R	06-10		120/70ZR17	190/55ZR17	120/70ZR17	Battlax RS10 / S22 / T31	190/55ZR17	Battlax RS10 / S22 / T31
<b>ZX10R</b>	<b>11-15</b>	<b>O.E.</b>	<b>120/70ZR17</b>	<b>190/55ZR17</b>	<b>120/70ZR17</b>	<b>Battlax BT016 "C" / RS10 / S22 / T31</b>	<b>190/55ZR17</b>	<b>Battlax BT016 "C" / RS10 / S22 / T31</b>
<b>ZX10RR</b>	<b>16-17</b>	<b>O.E.</b>	<b>120/70ZR17</b>	<b>190/55ZR17</b>	<b>120/70ZR17</b>	<b>Battlax RS10 "L" / RS10 / S22 / T31</b>	<b>190/55ZR17</b>	<b>Battlax RS10 "L" / RS10 / S22 / T31</b>
KZ1100	81-83		3.50-19	130/90-16	100/90-19	Battlax BT46	130/90-16	Battlax BT46
KZ1100 GPZ	1982		100/90-19	120/90-18	100/90-19	Battlax BT46	120/90-18	Battlax BT46
ZRX1100	99-00		120/70ZR17	170/60ZR17	120/70ZR17	Battlax T31	170/60ZR17	Battlax T31 "GT"
ZX1100A GPZ	83-84		110/90-18	130/90-17	110/90-18	Battlax BT46	130/90-17	Battlax BT46
ZX1100C / D / ZX11 Ninja	90-95		120/70ZR17	170/60ZR17	120/70ZR17	Battlax T31	170/60ZR17	Battlax T31 "GT"
ZX1100E / GPZ	95-96		120/70ZR17	180/55ZR17	120/70ZR17	Battlax S22 / T31	180/55ZR17	Battlax S22 / T31
ZX1100C / D ZX-11	98-01		120/70ZR17	180/55ZR17	120/70ZR17	Battlax S22 / T31	180/55ZR17	Battlax S22 / T31
ZRX1200	01-05		120/70ZR17	180/55ZR17	120/70ZR17	Battlax S22 / T31	180/55ZR17	Battlax S22 / T31
ZZR1200R	02-05		120/70ZR17	180/55ZR17	120/70ZR17	Battlax S22 / T31	180/55ZR17	Battlax S22 / T31
<b>ZK14</b>	<b>06-11</b>	<b>O.E.</b>	<b>120/70ZR17</b>	<b>190/50ZR17</b>	<b>120/70ZR17</b>	<b>Battlax BT014 "SL" / T31 "GT"</b>	<b>190/50ZR17</b>	<b>Battlax BT014 "L" / T31 "GT"</b>
<b>ZK14</b>	<b>12-17</b>	<b>O.E.</b>	<b>120/70ZR17</b>	<b>190/50ZR17</b>	<b>120/70ZR17</b>	<b>Battlax S20 "E" / T31 "GT"</b>	<b>190/50ZR17</b>	<b>Battlax S20 "E" / T31 "GT"</b>
<b>Concours 14</b>	<b>08-17</b>	<b>O.E.</b>	<b>120/70ZR17</b>	<b>190/50ZR17</b>	<b>120/70ZR17</b>	<b>Battlax BT021 "U" / T31 "GT"</b>	<b>190/50ZR17</b>	<b>Battlax BT021 "U" / T31 "GT"</b>
VN 1500 Classic Tourer	1998		150/80-16	150/80-16	150/80-16	Exedra MAX	150/80B16	Exedra MAX
VN1500 Vulcan Classic / FI	96-08		130/90-16	150/80B16	130/90B16	Exedra MAX	150/80B16	Exedra MAX
VN1500 Vulcan Nomad FI	98-04		150/80-16	150/80B16	150/80-16	Exedra MAX	150/80B16	Exedra MAX
VN1500 Vulcan Drifter	99-05		130/90-16	150/80B16	130/90B16	Exedra MAX	150/80B16	Exedra MAX
1500/1600 Vulcan Mean Streak	02-08		130/70R17	170/60R17	130/70R17	Exedra MAX	170/60ZR17	Exedra MAX
VN1600 Classic	03-08		130/90-16	170/70B16	130/90B16	Exedra MAX	170/70B16	Exedra MAX
VN 1600 Classic Tourer	2006		150/80-16	170/70B16	150/80-16	Exedra MAX	170/70B16	Exedra MAX
VN 1600 Mean Streak	2006		130/70R17	170/60R17	130/70R17	Exedra MAX	170/60ZR17	Exedra MAX
<b>VN1600 Nomad</b>	<b>05-08</b>	<b>O.E.</b>	<b>150/80-16</b>	<b>170/70B16</b>	<b>150/80-16</b>	<b>Exedra G721 / Exedra Max</b>	<b>170/70B16</b>	<b>Exedra G722 "E" / Exedra Max</b>
<b>VN1700 (all models)</b>	<b>09-17</b>	<b>O.E.</b>	<b>130/90-16</b>	<b>170/70B16</b>	<b>130/90-16</b>	<b>Exedra G721 "E" / Exedra Max</b>	<b>170/70B16</b>	<b>Exedra G722 "E" / Exedra Max</b>
<b>VN2000 Vulcan (all models)</b>	<b>04-10</b>	<b>O.E.</b>	<b>150/80VR16</b>	<b>200/60VR16</b>	<b>150/80VR16</b>	<b>Battlax BT020</b>	<b>200/60VR16</b>	<b>Battlax BT020</b>
<b>KTM</b>								
390 Duke / RC	15-17		110/70ZR17	150/60ZR17	110/70ZR17	Battlax S22	150/60ZR17	Battlax S22
690 Duke	12-17		120/70ZR17	160/60ZR17	120/70ZR17	Battlax S21 / T31	160/60ZR17	Battlax S21 / T31
690 Duke R	09-15		120/70ZR17	160/60ZR17	120/70ZR17	Battlax S22 / T31	160/60ZR17	Battlax S22 / T31
790 Adventure	2018		90/90-21	150/70R18	90/90-21	Battlax Adventure A41 / AX41	150/70R18	Battlax Adventure A41 / AX41
790 Adventure R	2018		90/90-21	150/70R18	90/90-21	Battlax Adventure A41 / AX41	150/70R18	Battlax Adventure A41 / AX41
790 Duke	2018		120/70ZR17	180/55ZR17	120/70ZR17	Battlax RS10 / S22 / T31	180/55ZR17	Battlax RS10 / S22 / T31
950 Adventure	05-08		90/90-21	150/70-18	90/90-21	Battlax Adventure A41 / AX41	150/70-18	Battlax Adventure A41 / AX41
950 DUKE	2005		120/70ZR17	180/55ZR17	120/70ZR17	Battlax RS10 / S22 / T31	180/55ZR17	Battlax RS10 / S22 / T31
990 Adventure	2008		90/90-21	150/70-18	90/90-21	Battlax Adventure A41 / AX41	150/70-18	Battlax Adventure A41 / AX41
990 Adventure EFI	2007		90/90-21	150/70-18	90/90-21	Battlax Adventure A41 / AX41	150/70-18	Battlax Adventure A41 / AX41
990 SMT	11-13		120/70ZR17	180/55ZR17	120/70ZR17	Battlax S21 / T31	180/55ZR17	Battlax S21 / T31
990 Super Duke	07-09		120/70ZR17	180/55ZR17	120/70ZR17	Battlax RS10 / S22 / T31 / AX41S	180/55ZR17	Battlax RS10 / S22 / T31 / AX41S
1050 Adventure	2014		110/80R19	150/70R17	110/80R19	Battlax Adventure A41 / AX41	150/70R17	Battlax Adventure A41 / AX41
1090 Adventure	2016		110/80R19	150/70ZR18	110/80R19	Battlax Adventure A41 / AX41	150/70ZR18	Battlax Adventure A41 / AX41
1090 Adventure L	2017		110/80R19	150/70R17	110/80R19	Battlax Adventure A41 / AX41	150/70R17	Battlax Adventure A41 / AX41
1090 Adventure R			90/90-21	150/70ZR18	90/90-21	Battlax Adventure A41 / AX41	150/70ZR18	Battlax Adventure A41 / AX41
1190RC8 / R	08-15		120/70ZR17	190/55ZR17	120/70ZR17	Battlax RS10 / S22 / T31	190/55ZR17	Battlax RS10 / S22 / T31
1190/1290 Adventure / T	15-17		120/70ZR17	170/60ZR17	120/70ZR17	Battlax Adventure A41 / AX41S / AX41	170/60ZR17	Battlax Adventure A41 / AX41S / AX41
1290 Super Duke / R	14-17		120/70ZR17	190/55ZR17	120/70ZR17	Battlax RS10 / S22 / T31	190/55ZR17	Battlax RS10 / S22 / T31
1290 Super Duke GT	16-17		120/70ZR17	190/55ZR17	120/70ZR17	Battlax RS10 / S22 / T31	190/55ZR17	Battlax RS10 / S22 / T31

MODEL	YEAR	O.E. FRONT TIRE	O.E. REAR TIRE	RECOMMENDED		RECOMMENDED	
				FRONT SIZE	FRONT PATTERN	REAR SIZE	REAR PATTERN
<b>ORIGINAL EQUIPMENT = BOLD</b>							
<b>SUZUKI</b>							
VanVan 200	15-20	130/80-18	180/80-14	130/80-18	Trail Wing TW31	180/80-14	Trail Wing TW34
GW250 / F	13-17	110/80-17	140/70-17	110/80-17	Battlax BT46	140/70-17	Battlax BT46
TU250	12-16	90/90-18	110/90-18	90/90-18	Battlax BT46	110/90-18	Battlax BT46
DR-Z 400 SM Supermoto	06-19	120/70R17	140/70R17	120/70ZR17	Battlax S22	140/70R17	Battlax S22
GSF400 Bandit	91-93	110/80-17	150/70-17	110/80-17	Battlax BT46	150/70-17	Battlax BT46
GS500E / F / X	88-09	110/70-17	130/70-17	110/70-17	Battlax BT46	130/70-17	Battlax BT46
GSF600 Bandit	00-01	120/60ZR17	160/60ZR17	120/60ZR17	Battlax S21 / T31	160/60ZR17	Battlax S21 / T31
GSX600F Katana	88-97	110/80-17	140/80-17	110/80-17	Battlax BT46	140/80-17	Battlax BT46
GSX600 Katana	00-06	120/70ZR17	150/70ZR17	120/70ZR17	Battlax T31	150/70ZR17	Battlax T31
GSXR600	97-09	120/70ZR17	180/55ZR17	120/70ZR17	Battlax RS10 / S22 / T31	180/55ZR17	Battlax RS10 / S22 / T31
<b>GSXR600</b>	<b>11-20</b>	<b>O.E. 120/70ZR17</b>	<b>180/55ZR17</b>	<b>120/70ZR17</b>	<b>Battlax BT016 "AA" / RS10 / S22 / T31</b>	<b>180/55ZR17</b>	<b>Battlax BT016 "AA" / RS10 / S22 / T31</b>
RF600R	94-96	120/70ZR17	160/60ZR17	120/70ZR17	Battlax S22 / T31	160/60ZR17	Battlax S22 / T31
Burgman 650 - all	02-15	120/70R15	160/60R14	120/70R15	Battlax Scooter SC2 / SC2 Rain	160/60R14	Battlax Scooter SC2 / SC2 Rain
GS650GL	81-83	90/90-19	130/90-16	90/90-19	Spitfire S11	130/90-16	Spitfire S11
GSF 650 Bandit	2009	120/70ZR17	160/60ZR17	120/70ZR17	Battlax S22 / T31	160/60ZR17	Battlax S22 / T31
GSX650F	08-09	120/70ZR17	160/60ZR17	120/70ZR17	Battlax S22 / T31	160/60ZR17	Battlax S22 / T31
<b>DL650 V-Strom</b>	<b>04-16</b>	<b>O.E. 110/80R19</b>	<b>150/70R17</b>	<b>110/80R19</b>	<b>TW101 "J" / A41 / T31 / AX41</b>	<b>150/70R17</b>	<b>TW152 "J" / A41 / T31 / AX41</b>
<b>DL650 V-Strom</b>	<b>2017</b>	<b>O.E. 110/80R19</b>	<b>150/70R17</b>	<b>110/80R19</b>	<b>A41 "F" / T31 / AX41</b>	<b>150/70R17</b>	<b>A41 "F" / T31 / AX41</b>
SFV650 / Gladius	09-15	120/70ZR17	160/60ZR17	120/70ZR17	Battlax S22 / T31	160/60ZR17	Battlax S22 / T31
SV650/SF	99-08	120/60ZR17	160/60ZR17	120/60ZR17	Battlax S21 / T31	160/60ZR17	Battlax S21 / T31
SV650 / ABS	2017	120/70ZR17	160/60ZR17	120/70ZR17	Battlax S22 / T31	160/60ZR17	Battlax S22 / T31
VS700 Intruder	85-87	100/90-19	140/90-15	100/90-19	Exedra MAX	140/90-15	Exedra MAX
GS750L	80-81	90/90-19	130/90-16	90/90-19	Spitfire S11	130/90-16	Spitfire S11
GS750S Katana	1983	3.25-19	4.00-18	100/90-19	Battlax BT46	110/90-18	Battlax BT46
GSX750F Katana	89-97	110/80-17	150/70-17	110/80-17	Battlax BT46	150/70-17	Battlax BT46
GSX750 Katana	00-06	120/70ZR17	150/70ZR17	120/70ZR17	Battlax T31	150/70ZR17	Battlax T31
GSXR750	86-87	110/80-18	140/70-18	110/80-18	Battlax BT46	140/70-18	Battlax BT46
GSXR750W / X	96-99	120/70ZR17	190/50ZR17	120/70ZR17	Battlax RS10 / S22 / T31	190/50ZR17	Battlax RS10 / S22 / T31
GSXR750	00-10	120/70ZR17	180/55ZR17	120/70ZR17	Battlax RS10 / S22 / T31	180/55ZR17	Battlax RS10 / S22 / T31
<b>GSXR750</b>	<b>11-20</b>	<b>O.E. 120/70ZR17</b>	<b>180/55ZR17</b>	<b>120/70ZR17</b>	<b>Battlax BT016 "G" RS10 / S22 / T31</b>	<b>180/55ZR17</b>	<b>Battlax BT016 "G" RS10 / S22 / T31</b>
<b>GSXS750</b>	<b>2016</b>	<b>O.E. 120/70ZR17</b>	<b>180/55ZR17</b>	<b>120/70ZR17</b>	<b>Battlax BT016 "E" / S22 / T31</b>	<b>180/55ZR17</b>	<b>Battlax BT016 "E" / S22 / T31</b>
<b>GSXS750 / ABS</b>	<b>2018</b>	<b>O.E. 120/70ZR17</b>	<b>180/55ZR17</b>	<b>120/70ZR17</b>	<b>Battlax S21 "G" / S22 / T31</b>	<b>180/55ZR17</b>	<b>Battlax S21 "G" / S22 / T31</b>
VS750 Intruder	87-91	80/90-21	140/90-15	80/90-21	Exedra MAX	140/90-15	Exedra MAX
VL800 Volusia / Boulevard C50	01-17	130/90-16	170/80-15	130/90B16	Exedra MAX	170/80B15	Exedra MAX
C 800 Intruder	2013	130/90-16	170/80-15	130/90B16	Exedra MAX	170/80B15	Exedra MAX
M 800 Intruder - all	06-13	130/90-16	170/80-15	130/90B16	Exedra MAX	170/80B15	Exedra MAX
VS800GL / X Intruder	92-99	80/90-21	140/90-15	80/90-21	Exedra MAX	140/90-15	Exedra MAX
VS800 Intruder / Boulevard S50	00-09	100/90-19	140/90-15	110/90-19	Exedra MAX	140/90-15	Exedra MAX
VX800	90-93	110/80-18	150/70-17	110/80-18	Battlax BT46	150/70-17	Battlax BT46
VZ800W / X Marauder	98-04	130/90-16	150/90-15	130/90B16	Exedra MAX	150/90B15	Exedra MAX
VZ800 / Boulevard M50	05-16	130/90-16	170/80-15	130/90B16	Exedra MAX	170/80B15	Exedra MAX
GS850GL	81-84	100/90-19	130/90-16	100/90-19	Battlax BT46	130/90-16	Battlax BT46
RF 900 R		120/70ZR17	170/60ZR17	120/70ZR17	Battlax T31	170/60ZR17	Battlax T31 "GT"
<b>DL1000 V-Strom</b>	<b>03-12</b>	<b>O.E. 110/80R19</b>	<b>150/70R17</b>	<b>110/80R19</b>	<b>TW101 "J" / A41 / T31 / AX41</b>	<b>150/70R17</b>	<b>TW152 "F" / A41 / T31 / AX41</b>
<b>DL1000 V-Strom / Adventure</b>	<b>14-20</b>	<b>O.E. 110/80R19</b>	<b>150/70R17</b>	<b>110/80R19</b>	<b>BW501 "J" / A41 / T31 / AX41</b>	<b>150/70R17</b>	<b>BW502 "J" / A41 / T31 / AX41</b>
GS1000GL	1981	3.50-19	3.50-19	110/90-19	Spitfire S11	130/90-16	Spitfire S11
GS1000S	79-80	3.50-19	4.00-18	110/90-19	Spitfire S11	110/90-18	Spitfire S11
GSXR1000	01-08	120/70ZR17	190/50ZR17	120/70ZR17	Battlax RS10 / S22 / T31	190/50ZR17	Battlax RS10 / S22 / T31
GSXR1000	09-11	120/70ZR17	190/50ZR17	120/70ZR17	Battlax RS10 / S22 / T31	190/50ZR17	Battlax RS10 / S22 / T31
<b>GSXR1000</b>	<b>12-16</b>	<b>O.E. 120/70ZR17</b>	<b>190/50ZR17</b>	<b>120/70ZR17</b>	<b>Battlax S20 "F" / S21 / RS10</b>	<b>190/50ZR17</b>	<b>Battlax S20 "F" / S21 / RS10</b>
<b>GSXR1000 ABS / R</b>	<b>2017</b>	<b>O.E. 120/70ZR17</b>	<b>190/55ZR17</b>	<b>120/70ZR17</b>	<b>Battlax RS10 "F" / S22 / T31</b>	<b>190/55ZR17</b>	<b>Battlax RS10 "F" / S22 / T31</b>
GSXS1000 / F	16-20	120/70ZR17	190/50ZR17	120/70ZR17	Battlax RS10 / S22 / T31	190/50ZR17	Battlax RS10 / S22 / T31
Katana	19-20	120/70ZR17	190/50ZR17	120/70ZR17	Battlax S22 / T31	190/50ZR17	Battlax S22 / T31
SV1000	03-07	120/70ZR17	180/55ZR17	120/70ZR17	Battlax RS10 / S22 / T31	180/55ZR17	Battlax RS10 / S22 / T31
TL1000 (all)	97-03	120/70ZR17	190/50ZR17	120/70ZR17	Battlax RS10 / S22 / T31	190/50ZR17	Battlax RS10 / S22 / T31
GS1100GK	83-84	110/90-19	130/90-16	110/90-19	Spitfire S11	130/90-16	Spitfire S11
GS1100GL	82-83	100/90-19	130/90-16	100/90-19	Battlax BT46	130/90-16	Battlax BT46
GSX1100F Katana	88-95	120/80-16	150/80-16	120/80-16	Battlax BT46	150/80-16	Battlax BT46
GSXR1100	91-98	120/70ZR17	180/55ZR17	120/70ZR17	Battlax RS10 / S22 / T31	180/55ZR17	Battlax RS10 / S22 / T31
GS1150E / ES	84-86	110/90-16	130/90-17	110/90-16	Battlax BT45	130/90-17	Battlax BT46
GSF1200S Bandit / ABS	97-05	120/70ZR17	180/55ZR17	120/70ZR17	Battlax S22 / T31	180/55ZR17	Battlax S22 / T31
GSF1250S Bandit / ABS	07-09	120/70ZR17	180/55ZR17	120/70ZR17	Battlax S22 / T31	180/55ZR17	Battlax S22 / T31
<b>GSF1250FA Bandit / ABS</b>	<b>11-12</b>	<b>O.E. 120/70ZR17</b>	<b>180/55ZR17</b>	<b>120/70ZR17</b>	<b>Battlax BT021 "AA" / S22 / T31</b>	<b>180/55ZR17</b>	<b>Battlax BT021 "AA" / S22 / T31</b>
GSF1250S Bandit / ABS	2016	120/70ZR17	180/55ZR17	120/70ZR17	Battlax S22 / T31	180/55ZR17	Battlax S22 / T31
<b>GSX1300RX Hayabusa</b>	<b>99-07</b>	<b>O.E. 120/70ZR17</b>	<b>190/50ZR17</b>	<b>120/70ZR17</b>	<b>Battlax BT015 "M" / S22 / T31</b>	<b>190/50ZR17</b>	<b>Battlax BT015 "M" / S22 / T31</b>

MODEL	YEAR	O.E. FRONT TIRE	O.E. REAR TIRE	RECOMMENDED		RECOMMENDED		
				FRONT SIZE	FRONT PATTERN	REAR SIZE	REAR PATTERN	
<b>ORIGINAL EQUIPMENT = BOLD</b>								
<b>SUZUKI CONTINUED</b>								
<b>GSX1340R Hayabusa</b>	<b>08-20</b>	<b>O.E.</b>	<b>120/70ZR17</b>	<b>190/50ZR17</b>	<b>120/70ZR17</b>	<b>Battlax BT015 "M" / S22 / T31</b>	<b>190/50ZR17</b>	<b>Battlax BT015 "M" / S22 / T31</b>
GV1400 Calvacade	85-89		130/90-16	150/90-15	130/90B16	Exedra MAX	150/90B15	Exedra MAX
VS1400 Intruder / BLVD S83	87-08		110/90-19	170/80-15	110/90-19	Exedra MAX	170/80B15	Exedra MAX
<b>VLX1500 / Boulevard C90</b>	<b>98-09</b>	<b>O.E.</b>	<b>150/80B16</b>	<b>180/70-15</b>	<b>150/80-16</b>	<b>Exedra G703 "F"/Exedra MAX</b>	<b>180/70-15</b>	<b>Exedra G702/Exedra MAX</b>
VZ 1500	2008		120/70ZR18	200/50ZR17	120/70ZR18	Exedra Max	200/50ZR17	Exedra Max
VZ 1600 Marauder	2006		130/70R17	170/60R17	130/70R17	Exedra Max	170/60ZR17	Exedra Max
<b>C90 Boulevard (all)</b>	<b>13-16</b>	<b>O.E.</b>	<b>130/80R17</b>	<b>200/60R16</b>	<b>130/80R17</b>	<b>Exedra G853 "G"</b>	<b>200/60R16</b>	<b>Exedra G852 "G"</b>
<b>C90T Boulevard</b>	<b>05-09</b>	<b>O.E.</b>	<b>150/80-16</b>	<b>180/70-15</b>	<b>150/80-16</b>	<b>Exedra G703 "J" WW</b>	<b>180/70-15</b>	<b>Exedra G702 "J" WW</b>
<b>M90 Boulevard</b>	<b>09-16</b>	<b>O.E.</b>	<b>120/70ZR18</b>	<b>200/50ZR17</b>	<b>120/70ZR18</b>	<b>Exedra G853 "G"/Exedra MAX</b>	<b>200/50ZR17</b>	<b>Exedra G852 "G"/Exedra MAX</b>
<b>C109R/RT Boulevard</b>	<b>08-09</b>	<b>O.E.</b>	<b>150/80R16</b>	<b>240/55R16</b>	<b>150/80R16</b>	<b>Exedra G853 "E"/Exedra MAX</b>	<b>240/55R16</b>	<b>Exedra G852 "G"/Exedra MAX</b>
VLR 1800 Intruder	2008		150/80R16	240/55R16	150/80R16	Exedra Max	240/55R16	Exedra Max
<b>TRIUMPH</b>								
Daytona T595 / 900 / 955i	97-06		120/70ZR17	190/50ZR17	120/70ZR17	Battlax RS10 / S22 / T31	190/50ZR17	Battlax RS10 / S22 / T31
Speed Four	2002		120/70ZR17	180/55ZR17	120/70ZR17	Battlax RS10 / S22 / T31	180/55ZR17	Battlax RS10 / S22 / T31
Daytona 600	2004		120/70ZR17	180/55ZR17	120/70ZR17	Battlax RS10 / S22 / T31	180/55ZR17	Battlax RS10 / S22 / T31
TT 600	2000		120/70ZR17	180/55ZR17	120/70ZR17	Battlax RS10 / S22 / T31	180/55ZR17	Battlax RS10 / S22 / T31
Daytona 650	2004		120/70ZR17	180/55ZR17	120/70ZR17	Battlax RS10 / S22 / T31	180/55ZR17	Battlax RS10 / S22 / T31
Daytona 675 / R	06-17		120/70ZR17	180/55ZR17	120/70ZR17	Battlax RS10 / S22 / T31	180/55ZR17	Battlax RS10 / S22 / T31
Street Triple 675 / R	08-17		120/70ZR17	180/55ZR17	120/70ZR17	Battlax RS10 / S22 / T31 / AX41S	180/55ZR17	Battlax RS10 / S22 / T31 / AX41S
Daytona 750	1992		120/70ZR17	160/60ZR18	120/70ZR17	Battlax T31	160/60ZR18	Battlax T31
Trident 750	95-96		120/70ZR17	160/60ZR18	120/70ZR17	Battlax T31	160/60ZR18	Battlax T31
America	11-16		130/90-16	170/80B15	130/90B16	Exedra MAX	170/80B15	Exedra MAX
<b>Bonneville</b>	<b>02-09</b>	<b>O.E.</b>	<b>100/90-19</b>	<b>130/80-17</b>	<b>100/90-19</b>	<b>Battlax BT45 / BT46</b>	<b>130/80-17</b>	<b>Battlax BT45 / BT46</b>
<b>Scrambler</b>	<b>06-15</b>	<b>O.E.</b>	<b>100/90-19</b>	<b>130/80-17</b>	<b>100/90-19</b>	<b>TW101 / A41 / AX41</b>	<b>130/80-17</b>	<b>TW42 / A41 / AX41</b>
Speedmaster	11-16		100/90-19	170/80B15	100/90-19	Exedra MAX	170/80B15	Exedra MAX
Thruyton	04-16		110/90-18	130/80-17	110/90-18	Battlax BT46	130/80-17	Battlax BT46
Daytona 900	95-96		120/70ZR17	180/55ZR17	120/70ZR17	Battlax S22 / T31	180/55ZR17	Battlax S22 / T31
Daytona Super III 900	94-96		120/70ZR17	180/55ZR17	120/70ZR17	Battlax S22 / T31	180/55ZR17	Battlax S22 / T31
Speed Triple 900	95-96		120/70ZR17	180/55ZR17	120/70ZR17	Battlax S22 / T31 / AX41S	180/55ZR17	Battlax S22 / T31 / AX41S
Speed Triple R / RS / S	2016		120/70ZR17	180/55ZR17	120/70ZR17	Battlax RS10 / S22 / T31 / AX41S	180/55ZR17	Battlax RS10 / S22 / T31 / AX41S
Sprint 900	94-97		120/70ZR17	170/60ZR17	120/70ZR17	Battlax T31	170/60ZR17	Battlax T31 "GT"
Thunderbird Sport 900	98-00		120/70ZR17	160/70ZR17	120/70ZR17	Battlax T31	160/70ZR17	Battlax T31
Tiger 800	2010		100/90-19	150/70R17	100/90-19	Battlax Adventurecross AX41	150/70-17	Battlax Adventurecross AX41
Tiger 800 XCA / XCX	14-17		90/90-21	150/70R17	90/90-21	Battlax Adventurecross AX41	150/70-17	Battlax Adventurecross AX41
<b>Tiger 800 XC</b>	<b>12-16</b>	<b>O.E.</b>	<b>90/90-21</b>	<b>150/70R17</b>	<b>90/90-21</b>	<b>BW501 "G" - bias ply / AX41</b>	<b>150/70R17</b>	<b>BW502 "G" - radial / AX41</b>
Tiger 800 XR / XRT / XRX / XRX Low	14-17		100/90-19	150/70R17	100/90-19	Battlax Adventurecross AX41	150/70-17	Battlax Adventurecross AX41
Daytona Super III	1994		120/70ZR17	180/55ZR17	120/70ZR17	Battlax RS10 / S22 / T31	180/55ZR17	Battlax RS10 / S22 / T31
Trident 900	95-98		120/70ZR17	160/60ZR18	120/70ZR17	Battlax T31	160/60ZR18	Battlax T31
Trophy 900	95-01		120/70ZR17	170/60ZR17	120/70ZR17	Battlax T31	170/60ZR17	Battlax T31 "GT"
Speed Triple T509 / 955	97-04		120/70ZR17	190/50ZR17	120/70ZR17	Battlax S22 / T31	190/50ZR17	Battlax S22 / T31
Daytona 955	2003		120/70ZR17	190/50ZR17	120/70ZR17	Battlax RS10 / S22 / T31	190/50ZR17	Battlax RS10 / S22 / T31
Sprint / ST 955	99-04		120/70ZR17	180/55ZR17	120/70ZR17	Battlax S22 / T31	180/55ZR17	Battlax S22 / T31
Tiger 955	2005		110/80R19	150/70R17	110/80R19	Battlax Adventure A41 / AX41	150/70R17	Battlax Adventure A41 / AX41
Daytona 1000	1993		120/70ZR17	160/60ZR18	120/70ZR17	Battlax T31	160/60ZR18	Battlax T31
Speed Triple 1050	05-10		120/70ZR17	180/55ZR17	120/70ZR17	Battlax S22 / T31	180/55ZR17	Battlax S22 / T31
Speed Triple 1050 / R / S	11-18		120/70ZR17	190/55ZR17	120/70ZR17	Battlax S22 / T31	190/55ZR17	Battlax S22 / T31
Sprint GT 1050	11-12		120/70ZR17	180/55ZR17	120/70ZR17	Battlax T31 / T31 "GT"	180/55ZR17	Battlax T31 / T31 "GT"
Sprint ST 1050	06-10		120/70ZR17	180/55ZR17	120/70ZR17	Battlax T31 / T31 "GT"	180/55ZR17	Battlax T31 / T31 "GT"
Tiger 1050 / SE	07-12		120/70ZR17	180/55ZR17	120/70ZR17	Battlax T31 / A41 / AX41S	180/55ZR17	Battlax T31 / A41 / AX41S
Tiger 1050 Sport	12-16		120/70ZR17	180/55ZR17	120/70ZR17	Battlax T31 / A41 / AX41S	180/55ZR17	Battlax T31 / A41 / AX41S
Daytona 1200	1993		120/70ZR17	160/60ZR18	120/70ZR17	Battlax T31	160/60ZR17	Battlax T31
Daytona 1200 / SP	94-99		120/70ZR17	180/55ZR17	120/70ZR17	Battlax S22 / T31	180/55ZR17	Battlax S22 / T31
Tiger Explorer (all)	12-17		110/80R19	150/70R17	110/80R19	Battlax A41 / T31 / AX41	150/70R17	Battlax A41 / T31 / AX41
Scrambler 1200 XC / XE	2018		90/90-21	150/70R17	90/90-21	Battlax Adventure A41 / AX41	150/70R17	Battlax Adventure A41 / AX41
Speed Twin	2018		120/70ZR17	160/60ZR17	120/70ZR17	Battlax S22 / T31	160/60ZR17	Battlax S22 / T31
Thruyton 1200 / R / TFC	15-19		120/70ZR17	160/60ZR17	120/70ZR17	Battlax S22 / T31	160/60ZR17	Battlax S22 / T31
Tiger 1200 XCA / XCX / XR / XRT / XRX	15-17		120/70ZR17	120/70ZR17	170/60R17	Battlax Adventure A41 / AX41	170/60R17	Battlax Adventure A41 / AX41
Trophy 1200	95-03		120/70ZR17	170/60ZR17	120/70ZR17	Battlax T31 "GT"	170/60ZR17	Battlax T31 "GT"
Trophy 1200 SE	13-16		120/70ZR17	190/55ZR17	120/70ZR17	Battlax T31 "GT"	190/55ZR17	Battlax T31 "GT"
Tiger Explorer / XC	11-12		110/80-19	150/70-17	110/80-19	Battlax Adventurecross AX41	150/70-17	Battlax Adventurecross AX41
Trophy 1215	2012		120/70ZR17	190/55ZR17	120/70ZR17	Battlax T31 "GT"	190/55ZR17	Battlax T31 "GT"
Thunderbird LT	14-16		150/80R16	180/70R16	150/80R16	Exedra MAX	180/70R16	Exedra MAX
Thunderbird Storm 1600/1700	12-16		120/70ZR19	200/50ZR17	120/70ZR19	Exedra MAX	200/50ZR17	Exedra MAX

MODEL	YEAR	O.E.		RECOMMENDED			RECOMMENDED	
		FRONT TIRE	REAR TIRE	FRONT SIZE	FRONT PATTERN	REAR SIZE	REAR PATTERN	
<b>ORIGINAL EQUIPMENT = BOLD</b>								
<b>VICTORY</b>								
Boardwalk	13-14		130/90B16	150/80B16	130/90B16	Battlecruise H50	150/80B16	Battlecruise H50
High Ball	11-14		130/90B16	150/80B16	130/90B16	Battlecruise H50	150/80B16	Battlecruise H50
High Ball	15-17		130/90B16	140/90B16	130/90B16	Battlecruise H50	140/90B16	Battlecruise H50
Judge	12-16		130/90B16	140/90B16	130/90B16	Battlecruise H50	140/90B16	Battlecruise H50
Gunner	14-17		130/90B16	140/90B16	130/90B16	Battlecruise H50	140/90B16	Battlecruise H50
Octane	2016		130/70-18	160/70-17	130/70B18	Battlecruise H50	160/70B17	Battlecruise H50
Kingpin	04-12		130/70B18	180/55B18	130/70B18	Battlecruise H50	180/55B18	Battlecruise H50
Kingpin 8-Ball	08-11		130/70B18	180/55B18	130/70B18	Battlecruise H50	180/55B18	Battlecruise H50
Kingpin Deluxe	05-06		130/70B18	180/55B18	130/70B18	Battlecruise H50	180/55B18	Battlecruise H50
Kingpin Low	2009		130/70B18	180/55B18	130/70B18	Battlecruise H50	180/55B18	Battlecruise H50
Kingpin Tour	07-09		130/70B18	180/55B18	130/70B18	Battlecruise H50	180/55B18	Battlecruise H50
Ness Signature Kingpin	2005		130/70B18	180/55B18	130/70B18	Battlecruise H50	180/55B18	Battlecruise H50
<b>YAMAHA</b>								
<b>WR250K</b>	<b>08-11</b>	<b>O.E.</b>	<b>110/70R17</b>	<b>140/70R17</b>	<b>110/70R17</b>	<b>Battlax BT090 "G" / S22</b>	<b>140/70R17</b>	<b>Battlax BT090 "G" / S22</b>
YZF-R3	15-17		110/70-17	140/70-17	110/70-17	Battlax BT46 / S22 (radial)	140/70-17	Battlax BT46 / S22 (radial)
RZ350	84-85		90/90-18	110/80-18	90/90-18	Battlax BT46	110/80-18	Battlax BT46
SR500	78-81		3.50-19	4.00-18	100/90-19	Battlax BT46	110/90-18	Battlax BT46
XV500 Virago	83-84		3.00-19	130/90-16	90/90-19	Spitfire S11	130/90-16	Spitfire S11
T-Max SX	2016		120/70R15	160/60R15	120/70R15	Battlax Scooter SC2 / SC2 Rain	160/60R15	Battlax Scooter SC2 / SC2 Rain
T-Max XP 530	2011		120/70R15	160/60R15	120/70R15	Battlax Scooter SC2 / SC2 Rain	160/60R15	Battlax Scooter SC2 / SC2 Rain
XJ550 Maxim	81-83		3.25-19	130/90-16	100/90-19	Battlax BT46	130/90-16	Battlax BT46
XJ550R Seca	81-83		3.00-19	110/90-18	90/90-19	Spitfire S11	110/90-18	Spitfire S11
FJ600	84-85		90/90-18	110/90-18	90/90-18	Battlax BT46	110/90-18	Battlax BT46
FZ6	04-09		120/70ZR17	180/55ZR17	120/70ZR17	Battlax S22 / T31	180/55ZR17	Battlax S22 / T31
FZ6R	09-17		120/70ZR17	160/60ZR17	120/70ZR17	Battlax S22 / T31	160/60ZR17	Battlax S22 / T31
FZ600	86-88		110/90-16	120/80-18	110/90-16	Battlax BT45	120/80-18	Battlax BT46
FZR600	1989		110/70-17	130/70-18	110/70-17	Battlax BT46	130/70-18	Battlax BT46
XJ600S Seca II	92-98		110/80-17	130/70-18	110/80-17	Battlax BT46	130/70-18	Battlax BT46
YX600 Radian	86-90		110/90-16	130/90-16	110/90-16	Battlax BT45	130/90-16	Battlax BT46
YZF 600 / R	95-07		120/60ZR17	160/60ZR17	120/60ZR17	Battlax S21 / T31	160/60ZR17	Battlax S21 / T31
YZF-R6	99-04		120/60ZR17	180/55ZR17	120/60ZR17	Battlax S21 / T31	180/55ZR17	Battlax S21 / T31
YZF-R6	05-16		120/70ZR17	180/55ZR17	120/70ZR17	Battlax RS10 / S22 / T31	180/55ZR17	Battlax RS10 / S22 / T31
YZF-R6	17-20		120/70ZR17	180/55ZR17	120/70ZR17	Battlax RS10 / S22 / T31	180/55ZR17	Battlax RS10 / S22 / T31
YZF-R6S	06-09		120/60ZR17	180/55ZR17	120/60ZR17	Battlax S21 / T31	180/55ZR17	Battlax S21 / T31
V-Star 650 Classic / Silverado	98-10		130/90-16	170/80-15	130/90B16	Exedra MAX	170/80B15	Exedra MAX
V-Star 650 Custom	98-16		100/90-19	170/80-15	100/90-19	Exedra MAX	170/80B15	Exedra MAX
XJ650 Maxim	80-83		3.25-19	130/90-16	100/90-19	Battlax BT46	130/90-16	Battlax BT46
XS650	75-80		3.50-19	4.00-18	100/90-19	Battlax BT46	110/90-18	Battlax BT46
XS650 / 2	79-81		3.50-19	130/90-16	100/90-19	Battlax BT46	130/90-16	Battlax BT46
XS650S Heritage	78-83		3.50-19	130/90-16	100/90-19	Battlax BT46	130/90-16	Battlax BT46
XVS 650	2004		130/90-16	170/80-15	130/90B16	Exedra MAX	170/80B15	Exedra MAX
XVS 650 Dragstar	1998		100/90-19	170/80-15	100/90-19	Exedra MAX	170/80B15	Exedra MAX
XVS 650 A Drag Star Classic	1998		130/90-16	170/80-15	130/90B16	Exedra MAX	170/80B15	Exedra MAX
<b>FZ-07</b>	<b>14-17</b>	<b>O.E.</b>	<b>120/70ZR17</b>	<b>180/55ZR17</b>	<b>120/70ZR17</b>	<b>Battlax BT023 "F" / S22 / T31</b>	<b>180/55ZR17</b>	<b>Battlax BT023 "M" / S22 / T31</b>
<b>MT-07</b>	<b>18-20</b>	<b>O.E.</b>	<b>120/70ZR17</b>	<b>180/55ZR17</b>	<b>120/70ZR17</b>	<b>Battlax BT023 "F" / S22 / T31</b>	<b>180/55ZR17</b>	<b>Battlax BT023 "M" / S22 / T31</b>
XJ700 Maxim	85-86		110/90-19	130/90-16	110/90-19	Spitfire S11	130/90-16	Spitfire S11
XSR 700	2019		120/70ZR17	180/55ZR17	120/70ZR17	Battlax S22 / T31	180/55ZR17	Battlax S22 / T31
XV700 Virago	84-87		100/90-19	140/90-15	100/90-19	Exedra MAX	140/90-15	Exedra MAX
FZ750	85-88		120/80-16	130/80-18	120/80-16	Battlax BT45	130/80-18	Battlax BT45
XJ750 Maxim	82-83		3.25-19	130/90-16	100/90-19	Battlax BT46	130/90-16	Battlax BT46
XJ750R Seca	81-83		3.25-19	120/90-18	100/90-19	Battlax BT46	120/90-18	Battlax BT46
XV750 Virago	81-83		3.50-19	130/90-16	100/90-19	Battlax BT46	130/90-16	Battlax BT46
XV750M Virago Midnight	1983		3.50-19	140/90-15	100/90-19	Exedra MAX	140/90-15	Exedra MAX
XV750 Virago	88-95			140/90-15	100/90-19	Exedra MAX	140/90-15	Exedra MAX
FZR750	87-88		120/70ZR17	160/60ZR18	120/70ZR17	Battlax T31	160/60ZR18	Battlax T31
FZR750R OW01	1990		120/70ZR17	170/60ZR17	120/70ZR17	Battlax T31	170/60ZR17	Battlax T31 "GT"
YZF750R	95-98		120/70ZR17	180/55ZR17	120/70ZR17	Battlax RS10 / S22 / T31	180/55ZR17	Battlax RS10 / S22 / T31
YZF-R7	1999		120/70ZR17	180/55ZR17	120/70ZR17	Battlax RS10 / S22 / T31	180/55ZR17	Battlax RS10 / S22 / T31
TDM850	92-93		110/80ZR18	150/70ZR17	110/80ZR18	Battlax T31	150/70ZR17	Battlax T31
<b>FZ8</b>	<b>11-13</b>	<b>O.E.</b>	<b>120/70ZR17</b>	<b>180/55ZR17</b>	<b>120/70ZR17</b>	<b>Battlax BT021 "BB" / S22 / T31</b>	<b>180/55ZR17</b>	<b>Battlax BT021 "BB" / S22 / T31</b>
FJ-09	15-17		120/70ZR17	180/55ZR17	120/70ZR17	Battlax S22 / T31	180/55ZR17	Battlax S22 / T31
<b>FZ-09</b>	<b>14-17</b>	<b>O.E.</b>	<b>120/70ZR17</b>	<b>180/55ZR17</b>	<b>120/70ZR17</b>	<b>Battlax S20 "M" / S22 / T31</b>	<b>180/55ZR17</b>	<b>Battlax S20 "M" / S22 / T31</b>
<b>MT-09</b>	<b>18-20</b>	<b>O.E.</b>	<b>120/70ZR17</b>	<b>180/55ZR17</b>	<b>120/70ZR17</b>	<b>Battlax S20 "M" / S22 / T31</b>	<b>180/55ZR17</b>	<b>Battlax S20 "M" / S22 / T31</b>
XSR900	16-17		120/70ZR17	180/55ZR17	120/70ZR17	Battlax RS10 / S22 / T31	180/55ZR17	Battlax RS10 / S22 / T31
<b>Niken</b>	<b>19-20</b>	<b>O.E.</b>	<b>120/70R15</b>	<b>190/55R17</b>	<b>120/70R15</b>	<b>Battlax Adventure A41 "GZ"</b>	<b>190/55R17</b>	<b>Battlax Adventure A41 "GZ"</b>

MODEL	YEAR	O.E.		RECOMMENDED		RECOMMENDED		
		FRONT TIRE	REAR TIRE	FRONT SIZE	FRONT PATTERN	REAR SIZE	REAR PATTERN	
<b>ORIGINAL EQUIPMENT = BOLD</b>								
<b>YAMAHA CONTINUED</b>								
XJ900R Seca	1983		3.25-19	120/90-18	100/90-19	Battlax BT46	120/90-18	Battlax BT46
XSR 900	2016		120/70ZR17	180/55ZR17	120/70ZR17	Battlax S22 / T31	180/55ZR17	Battlax S22 / T31
XV920 Virago	82-83		3.25-19	130/90-16	100/90-19	Battlax BT46	130/90-16	Battlax BT46
XV920M Virago Midnight	1983		3.50-19	130/90-16	100/90-19	Battlax BT46	130/90-16	Battlax BT46
XV920R Seca	81-82		3.25-19	120/90-18	100/90-19	Battlax BT46	120/90-18	Battlax BT46
XV 950 R Bolt	2017		100/90-19	150/80B16	100/90-19	Exedra Max	150/80B16	Exedra Max
XV 950 R Bolt Scrambler	2017		100/90-19	140/80R17	100/90V19	Battlax Adventure A41 / AX41	140/80R17	Battlax Adventure A41 / AX41
<b>XVS950 A</b>	<b>2008</b>	<b>O.E.</b>	<b>130/70-18</b>	<b>170/70-16</b>	<b>130/70-18</b>	<b>Exedra G721 "J" / Exedra MAX</b>	<b>170/70-16</b>	<b>Exedra G722 "J" / Exedra MAX</b>
<b>XVS 950 Midnight Star</b>	<b>2012</b>	<b>O.E.</b>	<b>130/70B18</b>	<b>170/70B16</b>	<b>130/70B18</b>	<b>Exedra G721 "J" / Exedra MAX</b>	<b>170/70B16</b>	<b>Exedra G722 "J" / Exedra MAX</b>
<b>XVS 950 V-Star / Tourer</b>	<b>09-17</b>	<b>O.E.</b>	<b>130/70-18</b>	<b>170/70B16</b>	<b>130/70-18</b>	<b>Exedra G721 "J" / Exedra MAX</b>	<b>170/70B16</b>	<b>Exedra G722 "J" / Exedra MAX</b>
<b>XVS 950 Bolt</b>	<b>14-20</b>	<b>O.E.</b>	<b>100/90-19</b>	<b>150/80B16</b>	<b>100/90-19</b>	<b>Exedra G721 "F" / Exedra Max</b>	<b>150/80B16</b>	<b>Exedra G722 "F" / Exedra Max</b>
<b>XVS 950 Bolt Scrambler</b>	<b>17-20</b>	<b>O.E.</b>	<b>100/90-19</b>	<b>140/80R17</b>	<b>100/90-19</b>	<b>Trail Wing TW101 "E" / A41 / AX41</b>	<b>140/80R17</b>	<b>Trail Wing TW152 "E" / A41 / AX41</b>
XV1000 Virago	84-85		100/90-19	140/90-15	100/90-19	Exedra MAX	140/90-15	Exedra MAX
FZ1	01-05		120/70ZR17	180/55ZR17	120/70ZR17	Battlax RS10 / S22 / T31	180/55ZR17	Battlax RS10 / S22 / T31
FZ1	06-15		120/70ZR17	190/50ZR17	120/70ZR17	Battlax RS10 / S22 / T31	190/50ZR17	Battlax RS10 / S22 / T31
<b>FZ-10</b>	<b>2017</b>	<b>O.E.</b>	<b>120/70ZR17</b>	<b>190/55ZR17</b>	<b>120/70ZR17</b>	<b>Battlax S20 "W" / RS10 / S22 / T31</b>	<b>190/55ZR17</b>	<b>Battlax S20 "W" / RS10 / S22 / T31</b>
FZR1000	87-88		120/70ZR17	160/60ZR18	120/70ZR17	Battlax T31	160/60ZR18	Battlax T31
FZR1000	89-95		120/70ZR17	170/60R17	120/70ZR17	Battlax T31	170/60R17	Battlax T31 "GT"
YZF1000R	1997		120/70ZR17	180/55ZR17	120/70ZR17	Battlax RS10 / S22 / T31	180/55ZR17	Battlax RS10 / S22 / T31
YZF-R1	98-08		120/70ZR17	190/50ZR17	120/70ZR17	Battlax RS10 / S22 / T31	190/50ZR17	Battlax RS10 / S22 / T31
YZF-R1	09-14		120/70ZR17	190/55ZR17	120/70ZR17	Battlax RS10 / S22 / T31	190/55ZR17	Battlax RS10 / S22 / T31
<b>YZF-R1 S</b>	<b>16-20</b>	<b>O.E.</b>	<b>120/70ZR17</b>	<b>190/55ZR17</b>	<b>120/70ZR17</b>	<b>Battlax S20 "U" / RS10 / S22 / T31</b>	<b>190/55ZR17</b>	<b>Battlax S20 "U" / RS10 / S22 / T31</b>
<b>YZF-R1</b>	<b>15-19</b>	<b>O.E.</b>	<b>120/70ZR17</b>	<b>190/55ZR17</b>	<b>120/70ZR17</b>	<b>Battlax RS10 "G" / RS10 / S22 / T31</b>	<b>190/55ZR17</b>	<b>Battlax RS10 "G" / RS10 / S22 / T31</b>
<b>YZF-R1 M</b>	<b>15-19</b>	<b>O.E.</b>	<b>120/70ZR17</b>	<b>200/55ZR17</b>	<b>120/70ZR17</b>	<b>Battlax RS10 "G" / RS10 / S22</b>	<b>200/55ZR17</b>	<b>Battlax RS10 "G" / RS10 / S22</b>
FJ1100	84-85		120/80-16	150/80-16	120/80-16	Battlax BT46	150/80-16	Battlax BT46
XJ1100 Maxim	1982		3.50-19	130/90-16	100/90-19	Battlax BT46	130/90-16	Battlax BT46
XS1100	78-81		3.50-19	4.50-17	100/90-19	Battlax BT46	120/90-17	Battlax BT46
XS1100L / S Midnight Special	79-81		3.50-19	130/90-16	100/90-19	Battlax BT46	130/90-16	Battlax BT46
XV1100 Virago	86-99		100/90-19	140/90-15	100/90-19	Exedra MAX	140/90-15	Exedra MAX
XVS 1100	1999		110/90-18	170/80-15	110/90-18	Exedra MAX	170/80B15	Exedra MAX
<b>V-Star 1100 Classic / Silverado</b>	<b>00-09</b>	<b>O.E.</b>	<b>130/90-16</b>	<b>170/80-15</b>	<b>130/90-16</b>	<b>Exedra G703 / Exedra MAX</b>	<b>170/80-15</b>	<b>Exedra G702 / Exedra MAX</b>
<b>V-Star 1100 Custom</b>	<b>99-09</b>	<b>O.E.</b>	<b>110/90-18</b>	<b>170/80-15</b>	<b>110/90-18</b>	<b>Exedra L309 / Exedra MAX</b>	<b>170/80R15</b>	<b>Exedra MAX</b>
<b>V-Max</b>	<b>89-07</b>	<b>O.E.</b>	<b>110/90V18</b>	<b>150/90V15</b>	<b>110/90V18</b>	<b>Exedra G525</b>	<b>150/90V15</b>	<b>Exedra G526</b>
FJ1200	86-88		120/80-16	150/80-16	120/80-16	Battlax BT46	150/80-16	Battlax BT46
<b>Super Tenere XTZ1200</b>	<b>12-17</b>	<b>O.E.</b>	<b>110/80R19</b>	<b>150/70R17</b>	<b>110/80R19</b>	<b>BW501 "E" / A41 / T31 / AX41</b>	<b>150/70R17</b>	<b>BW502 "E" / A41 / T31 / AX41</b>
<b>FJR1300</b>	<b>08-12</b>	<b>O.E.</b>	<b>120/70ZR17</b>	<b>180/55ZR17</b>	<b>120/70ZR17</b>	<b>Battlax T31 "GT"</b>	<b>180/55ZR17</b>	<b>Battlax T31 "GT"</b>
<b>FJR1300 / ES</b>	<b>13-15</b>	<b>O.E.</b>	<b>120/70ZR17</b>	<b>180/55ZR17</b>	<b>120/70ZR17</b>	<b>Battlax BT023 "F" / T31 "GT"</b>	<b>180/55ZR17</b>	<b>Battlax BT023 "F" / T31 "GT"</b>
<b>V-Star 1300 / Tourer / Deluxe</b>	<b>07-17</b>	<b>O.E.</b>	<b>130/90-16</b>	<b>170/70B16</b>	<b>130/90B16</b>	<b>Exedra MAX</b>	<b>170/70B16</b>	<b>Exedra G722 "G"/Exedra MAX</b>
XVS 1300 Midnight Star	2006		130/90-16	170/70B16	130/90B16	Exedra MAX	170/70B16	Exedra Max
XVZ 1300 Royal Star Venture	96-99		150/80-16	150/90-15	150/80-16	Exedra MAX	150/90B15	Exedra Max
XVZ1300AT Tour Classic	96-00		150/80-16	150/90-15	150/80-16	Exedra MAX	150/90B15	Exedra MAX
<b>XVZ1300LT Tour / Venture</b>	<b>05-13</b>	<b>O.E.</b>	<b>150/80-16</b>	<b>150/90B15</b>	<b>150/80-16</b>	<b>Exedra G705 "G" / Exedra Max</b>	<b>150/90B15</b>	<b>Exedra G702 "G" / Exedra Max</b>
<b>Stryker (bias front / radial rear)</b>	<b>11-17</b>	<b>O.E.</b>	<b>120/70-21</b>	<b>210/40R18</b>	<b>120/70-21</b>	<b>Exedra G721 "G" - bias ply</b>	<b>210/40R18</b>	<b>Exedra G852 "G" - radial</b>
<b>Road Star XV1600A</b>	<b>98-03</b>	<b>O.E.</b>	<b>130/90-16</b>	<b>150/80-16</b>	<b>130/90-16</b>	<b>Exedra G703 "F" / Exedra MAX</b>	<b>150/80-16</b>	<b>Exedra G702A / Exedra MAX</b>
<b>Road Star Silverado XV1600</b>	<b>98-03</b>	<b>O.E.</b>	<b>130/90-16</b>	<b>150/80-16</b>	<b>130/90-16</b>	<b>Exedra G703 "M" WW</b>	<b>150/80-16</b>	<b>Exedra G702 "E" WW</b>
<b>Road Star / S XV1700</b>	<b>04-14</b>	<b>O.E.</b>	<b>130/90-16</b>	<b>150/80-16</b>	<b>130/90-16</b>	<b>Exedra G703 "N" / Exedra MAX</b>	<b>150/80-16</b>	<b>Exedra G702A "N" / Exedra MAX</b>
<b>Road Star Silverado XV1700</b>	<b>04-14</b>	<b>O.E.</b>	<b>130/90-16</b>	<b>150/80-16</b>	<b>130/90-16</b>	<b>Exedra G703 WW</b>	<b>150/80-16</b>	<b>Exedra G702A WW</b>
<b>Road Star Warrior</b>	<b>02-09</b>	<b>O.E.</b>	<b>120/70ZR18</b>	<b>200/50ZR17</b>	<b>120/70ZR18</b>	<b>Battlax BT020 "G" / Exedra Max</b>	<b>200/50ZR17</b>	<b>Battlax BT020 / Exedra Max</b>
<b>VMAX</b>	<b>09-17</b>	<b>O.E.</b>	<b>120/70R18</b>	<b>200/50R18</b>	<b>120/70R18</b>	<b>Battlax BT028 "G"</b>	<b>200/50R18</b>	<b>Battlax BT028 "G"</b>
<b>Roadliner / S</b>	<b>06-14</b>	<b>O.E.</b>	<b>130/70HR18</b>	<b>190/60HR17</b>	<b>130/70HR18</b>	<b>Exedra G851 "G"</b>	<b>190/60HR17</b>	<b>Exedra G850 "G"</b>
<b>Stratoliner / S / Deluxe</b>	<b>06-14</b>	<b>O.E.</b>	<b>130/70HR18</b>	<b>190/60HR17</b>	<b>130/70HR18</b>	<b>Exedra G851 "G"</b>	<b>190/60HR17</b>	<b>Exedra G850 "G"</b>
<b>XV 1900 Midnight Star</b>	<b>2006</b>	<b>O.E.</b>	<b>130/70HR18</b>	<b>190/60HR17</b>	<b>130/70HR18</b>	<b>Exedra G851 "G"</b>	<b>190/60HR17</b>	<b>Exedra G850 "G"</b>
<b>Original Equipment = BOLD</b>								



# O.E. STREET TIRE APPLICATION GUIDE

PART #	MFG #	DESCRIPTION	TYPE	SIZE	LOAD	SPEED RATING	POSITION	
835099	195.84	9334	BATTLAX ADVENTURE A41F	A41	120/70R15M/C	56	V	FRONT
835114	313.34	9335	BATTLAX ADVENTURE A41R M	A41	190/55R17M/C	75	V	REAR
835116	303.03	9339	BATTLAX ADVENTURE A41R G	A41	150/70R18M/C	70	H	REAR
835130	177.28	11806	BATTLAX ADVXCROSS TOURER AX41TF	AT1	90/90-21M/C	54	H	FRONT
835131	177.28	11808	BATTLAX ADVXCROSS TOURER AX41TF	AT1	90/90-21M/C	54	H	FRONT
835132	319.52	11807	BATTLAX ADVXCROSS TOURER AX41TR	AT1	150/70R18M/C	70	H	REAR
835133	319.52	11809	BATTLAX ADVXCROSS TOURER AX41TR	AT1	150/70R18M/C	70	H	REAR
835158	319.52	118465	BATTLAX BT01R RADIAL	BT01	200/55ZR16M/C	77	W	REAR
835159	152.55	129821	BATTLAX BT011F RADIAL E	BT011	120/70R15M/C	56	H	FRONT
835160	214.39	129838	BATTLAX BT012R RADIAL E	BT012	160/60R15M/C	67	H	REAR
835161	257.68	99068	BATTLAX BT015R RADIAL E	BT015	180/55ZR17M/C	73	W	REAR
835162	257.68	5135	BATTLAX BT015R RADIAL L	BT015	180/55ZR17M/C	73	W	REAR
835163	286.54	112855	BATTLAX BT015R - M	BT015	190/50ZR17M/C	73	W	REAR
835164	249.43	34468	BATTLAX BT020F RADIAL	BT020	150/80R16M/C	71	V	FRONT
835165	224.70	57537	BATTLAX BT020F - M	BT020	120/70B17M/C	58	V	FRONT
835166	204.08	70865	BATTLAX BT020F RADIAL	BT020	120/70ZR18M/C	59	W	FRONT
835167	294.78	34485	BATTLAX BT020R RADIAL	BT020	200/60R16M/C	79	V	REAR
835168	294.78	119334	BATTLAX BT020R RADIAL	BT020	200/50ZR17	75	W	REAR
835169	278.29	57554	BATTLAX BT020R - M RFD	BT020	160/70B17M/C	79	V	REAR
835170	251.49	146472	BATTLAX BT020R RADIAL F	BT020	170/60ZR17M/C	72	W	REAR
835171	202.02	146430	BATTLAX BT021F RADIAL U	BT021	120/70ZR17M/C	58	W	FRONT
835172	286.54	146464	BATTLAX BT021R RADIAL U	BT021	190/50ZR17M/C	73	W	REAR
835173	204.08	1279	BATTLAX BT023F - F	BT023	120/70ZR17M/C	58	W	FRONT
835174	222.63	22118	BATTLAX BT023R - G ST	BT023	160/60ZR17M/C	69	W	REAR
835176	259.74	1280	BATTLAX BT023F - F	BT023	180/55ZR17M/C	73	W	REAR
835177	204.08	129294	BATTLAX BT028F RADIAL G	BT028	120/70R18M/C	59	V	FRONT
835178	296.85	129311	BATTLAX BT028R RADIAL G	BT028	200/50R18M/C	76	V	REAR
835179	177.28	122681	BATTLAX BT090F RADIAL G	BT090	110/70R17M/C	54	H	FRONT
835180	206.14	122698	BATTLAX BT090R RADIAL G	BT090	140/70R17M/C	66	H	REAR
835189	204.08	1029	BT45F	BT45	100/90-19M/C	57	H	FRONT
835227	193.77	1281	BATTLAX BT54F RADIAL	BT54	110/80ZR18M/C	58	V	FRONT
835228	251.49	1282	BATTLAX BT54R RADIAL	BT54	140/70R18M/C	67	V	REAR
835229	199.96	4404	BATTLEWING BW501F - E	BW501	110/80R19M/C	59	V	FRONT
835230	148.42	133017	BATTLEWING BW501 - G	BW501	90/90-21M/C	54	V	FRONT
835231	232.94	133000	BATTLEWING BW502 RAD G	BW502	140/80R17M/C	69	V	REAR
835232	249.43	4438	BATTLEWING BW502R - E	BW502	150/70R17M/C	69	V	REAR
835237	210.27	1675	EXEDRA G703F	EXEDRA	130/90-16M/C	67	S	FRONT
835238	210.27	3010	EXEDRA G721F - G	EXEDRA	130/90-16M/C	67	H	FRONT
835240	226.76	2211	EXEDRA G721F - G	EXEDRA	120/70-21M/C	62	H	FRONT
835241	265.92	146532	EXEDRA G702R	EXEDRA	170/80-15M/C	77	H	REAR
835242	290.66	3095	EXEDRA G722R - G	EXEDRA	180/70-15M/C	76	H	REAR
835244	323.64	2228	EXEDRA G852 RADIAL G	EXEDRA	210/40R18M/C	73	H	REAR
835271	210.27	39517	EXEDRA G703 - N	EXEDRA OE	130/90-16M/C	67	H	FRONT
835272	210.27	76260	G703 F9	EXEDRA OE	130/90-16M/C	67	H	FRONT
835273	226.76	143285	EXEDRA G721 - E	EXEDRA OE	130/90B16M/C	67	H	FRONT
835274	263.86	66377	EXEDRA G703-J	EXEDRA OE	150/80-16M/C	71	H	FRONT
835275	237.06	127033	EXEDRA G853 RADIAL E	EXEDRA OE	150/80R16M/C	71	V	FRONT
835276	272.11	57878	EXEDRA G701 RADIAL	EXEDRA OE	150/80R17	72	H	FRONT
835277	195.84	60941	EXEDRA G701F	EXEDRA OE	120/90-17M/C	64	S	FRONT
835278	235.00	2098	EXEDRA G853 RADIAL G	EXEDRA OE	130/80R17M/C	65	H	FRONT
835279	204.08	3264	EXEDRA G853FF	EXEDRA OE	130/70R18	63	V	FRONT
835280	193.77	143537	G547F EXEDRA	EXEDRA OE	110/80-18M/C	58	V	FRONT
835281	177.28	4774	EXEDRA G525F	EXEDRA OE	110/90-18M/C	61	V	FRONT
835282	199.96	133068	EXEDRA G853 RADIAL G	EXEDRA OE	120/70ZR18M/C	59	W	FRONT
835283	245.31	129260	EXEDRA G721F - J	EXEDRA OE	130/70-18M/C	63	H	FRONT
835284	204.08	71681	EXEDRA G851F - G	EXEDRA OE	130/70R18M/C	63	H	FRONT
835285	189.65	7052	EXEDRA G721 - L	EXEDRA OE	100/90-19	57	H	FRONT
835286	189.65	1322	EXEDRA G721F - F	EXEDRA OE	100/90-19M/C	57	H	FRONT
835287	195.84	57605	EXEDRA G515 - G	EXEDRA OE	110/80-19M/C	59	S	FRONT
835288	166.98	97572	EXEDRA G701F	EXEDRA OE	90/90-21M/C	54	S	FRONT
835289	173.16	146515	EXEDRA G701F - F	EXEDRA OE	90/90-21M/C	54	H	FRONT



# O.E. TIRE APPLICATION GUIDE

PART #	MFG #	DESCRIPTION	TYPE	SIZE	LOAD	SPEED RATING	POSITION	
835290	179.34	143049	G508R MAG MOPUS	EXEDRA OE	130/90-15M/C	66	P	REAR
835291	267.99	4782	G526R EXEDRA	EXEDRA OE	150/90-15M/C	74	V	REAR
835292	280.35	57588	EXEDRA G702-G	EXEDRA OE	150/90B15M/C	74	H	REAR
835293	255.62	105732	EXEDRA G702R	EXEDRA OE	160/80-15M/C	74	S	REAR
835294	265.92	60968	EXEDRA G702R	EXEDRA OE	170/80-15M/C	77	S	REAR
835295	280.35	1012	G546R	EXEDRA OE	170/80-15M/C	77	S	REAR
835296	290.66	66394	EXEDRA G702-J	EXEDRA OE	180/70-15M/C	76	H	REAR
835297	284.48	64947	EXEDRA G702R	EXEDRA OE	180/70-15M/C	76	H	REAR
835298	276.23	39534	EXEDRA G702 - N	EXEDRA OE	150/80B16M/C	71	H	REAR
835299	280.35	7053	EXEDRA G722 - L	EXEDRA OE	150/80B16M/C	71	H	REAR
835300	280.35	1323	EXEDRA G722R - F	EXEDRA OE	150/80B16M/C	71	H	REAR
835301	290.66	143302	EXEDRA G722R - E	EXEDRA OE	170/70B16M/C	75	H	REAR
835302	290.66	129277	EXEDRA G722R - J	EXEDRA OE	170/70B16M/C	75	H	REAR
835303	319.52	2099	EXEDRA G852 RADIAL G	EXEDRA OE	200/60R16M/C	79	H	REAR
835304	325.71	127050	EXEDRA G852 RADIAL G	EXEDRA OE	240/55R16M/C	86	V	REAR
835305	286.54	3266	EXEDRA G852RF	EXEDRA OE	200/50R17	75	V	REAR
835306	280.35	143596	G548R MAG MOPUS	EXEDRA OE	160/70-17M/C	73	V	REAR
835307	294.78	71698	EXEDRA G850R - G	EXEDRA OE	190/60R17M/C	78	H	REAR
835308	282.42	133085	EXEDRA G852 RADIAL G	EXEDRA OE	200/50ZR17M/C	75	W	REAR
835310	255.62	12662	BATTLECRUISE H50F	H50	130/90B16M/C	73	H	FRONT
835318	204.08	12251	BATTLECRUISE H50F	H50	120/70B19M/C	60	H	FRONT
835327	333.95	12663	BATTLECRUISE H50R	H50	180/65B16M/C	81	H	REAR
835340	127.81	190058	HOOP B03	HOOP	110/90-13M/C	55	P	FRONT
835341	144.30	113365	HOOP B03F - G	HOOP	120/80-14M/C	58	S	FRONT
835342	185.53	113382	HOOP B02R - G	HOOP	150/70-13M/C	64	S	REAR
835343	152.55	68888	MAG MOPUS L303F	L303	3.00-18	47	P	FRONT
835344	226.76	146481	L309F	L309	140/80-17M/C	69	H	FRONT
835345	164.91	100560	L309F	L309	110/90-18M/C	61	S	FRONT
835365	109.26	184635	ML16	ML16	120/90-10	66	J	REAR
835367	107.19	284556	ML17A	ML17	110/100-12	67	J	FRONT
835368	105.13	200394	RECTANGLE (RE)	RECTANGLE	6.70-12	55	F	ALL POSITION
835378	259.74	7134	BATTLAX HYPERSPORT S20R W	S20	190/55ZR17M/C	75	W	REAR
835386	298.91	9341	BATTLAX HYPERSPORT S21R M	S21	190/55ZR17M/C	75	W	REAR
835387	298.91	9343	BATTLAXHYPERSPORT S21R F	S21	190/55ZR17M/C	75	W	REAR
835448	206.14	12678	BATTLAX SPORT TOURING T32F	T32	110/80ZR18M/C	58	V	FRONT
835465	160.79	146387	BATTLAX TH01F RADIAL	TH01	120/70R15M/C	56	H	FRONT
835466	208.20	132898	BATTLAX TH01R RADIAL M	TH01	160/60R14M/C	65	H	REAR
835510	187.59	3267	TRAIL WING TW101 - J	TW101	110/80R19	59	H	FRONT
835511	171.10	55891	TRAIL WING TW101F	TW101	100/90-19M/C	57	H	FRONT
835512	237.06	3268	TRAIL WING TW152 RADIAL F	TW152	150/70R17	69	H	REAR
835513	222.63	61018	TRAIL WING TW152 RADIAL	TW152	130/80R17M/C	65	H	REAR
835514	235.00	7055	TRAIL WING 152 - E	TW152	140/80R17M/C	69	H	REAR
835515	146.36	142433	TRAIL WING TW18R	TW18	4.10-18	59	P	REAR
835517	156.67	142492	TRAIL WING TW22R	TW22	130/80-17M/C	65	S	REAR
835518	129.87	39764	TRAIL WING TW301	TW301	3.00-21M/C	51	S	FRONT
835519	136.05	122647	TRAIL WING TW301F - F	TW301	80/100-21M/C	51	P	FRONT
835522	162.85	122664	TRAIL WING TW302R - F	TW302	120/80-18M/C	62	P	REAR
835523	142.24	142654	TRAIL WING TW31F	TW31	130/80-18M/C	66	P	FRONT
835524	197.90	68859	TRAIL WING TW34	TW34	180/80-14M/C	78	P	REAR
835526	193.77	38956	TRAIL WING TW42R	TW42	120/90-18M/C	65	P	REAR
835527	144.30	107964	TRAIL WING TW52	TW52	4.60-18	63	S	REAR
835528	101.01	142913	TRAIL WING TW9F	TW9	2.50-16	36	L	FRONT
835529	129.87	142948	TRAIL WING TW9F	TW9	3.00-23	56	P	FRONT



# O.E. OFFROAD / ENDURO TIRE APPLICATION GUIDE

PART #	MFG #	DESCRIPTION	TYPE	SIZE	LOAD SPEED	OVERALL DIAMETER	TREAD WIDTH	MAX PSI	POSITION	
835530	121.62	7209	X10F BW TT	BATTLECROSS X10	80/100-21	51M	27.8	3.8	10-15	FRONT
835531	136.05	7210	X10R BW TT	BATTLECROSS X10	100/90-19	57M	26.6	4.8	10-15	REAR
835532	146.36	7211	X10R BW TT	BATTLECROSS X10	110/90-19	62M	27.3	5.4	10-15	REAR
835533	63.90	11660	X20F BW TT	BATTLECROSS X20	70/100-19	42M	24.88	3.27	33	FRONT
835535	115.44	4593	X20F BW TT	BATTLECROSS X20	80/100-21	51M	27.8	3.8	10-15	FRONT
835534	133.99	7202	X20F BW TT	BATTLECROSS X20	90/100-21	57M	28.1	3.9	10-15	FRONT
835536	65.96	11664	X20R BW TT	BATTLECROSS X20	90/100-16	51M	23.78	4.29	33	REAR
835537	138.11	4594	X20R BW TT	BATTLECROSS X20	110/100-18	64M	26.9	5.1	10-15	REAR
835536	65.96	11664	X20R BW TT	BATTLECROSS X20	100/90-19	57M	26.8	4.8	10-15	REAR
835539	129.87	4595	X20R BW TT	BATTLECROSS X20	110/90-19	62M	27.2	5.3	10-15	REAR
835538	144.30	7203	X20R BW TT	BATTLECROSS X20	120/80-19	63M	27.4	5.3	10-15	REAR
835541	63.90	7206	X30F BW TT	BATTLECROSS X30	70/100-19	42M	25	3.3	10-15	FRONT
835542	115.44	3100	X30F BW TT	BATTLECROSS X30	80/100-21	51M	27.9	3.7	10-15	FRONT
835543	133.99	3101	X30F BW TT	BATTLECROSS X30	90/100-21	57M	28.1	3.9	10-15	FRONT
835544	65.96	7207	X30R BW TT	BATTLECROSS X30	90/100-16	52M	23.7	4.3	10-15	REAR
835545	133.99	7208	X30R BW TT	BATTLECROSS X30	100/100-18	59M	26.3	4.8	10-15	REAR
835546	138.11	3102	X30R BW TT	BATTLECROSS X30	110/100-18	64M	26.8	5.2	10-15	REAR
835547	129.87	3104	X30R BW TT	BATTLECROSS X30	100/90-19	57M	26.7	4.8	10-15	REAR
835548	138.11	3105	X30R BW TT	BATTLECROSS X30	110/90-19	62M	27.1	5.2	10-15	REAR
835549	144.30	3106	X30R BW TT	BATTLECROSS X30	120/80-19	63M	27.3	5.3	10-15	REAR
835550	115.44	3091	X40F BW TT	BATTLECROSS X40	80/100-21	51M	27.8	3.8	10-15	FRONT
835551	133.99	7204	X40F BW TT	BATTLECROSS X40	90/100-21	57M	28.2	3.8	10-15	FRONT
835552	138.11	3093	X40R BW TT	BATTLECROSS X40	110/100-18	64M	26.8	5.2	10-15	REAR
835553	129.81	3097	X40R BW TT	BATTLECROSS X40	100/90-19	57M	26.8	4.8	10-15	REAR
835554	138.11	3099	X40R BW TT	BATTLECROSS X40	110/90-19	62M	27.3	5.2	10-15	REAR
835555	144.30	7205	X40R BW TT	BATTLECROSS X40	120/80-19	63M	27.4	5.3	10-15	REAR
835364	136.05	65846	M59 BW TT	CROSS COUNTRY-SOFT TERRAIN	80/100-21	51M	28	3.7	10-15	FRONT
835233	140.17	11451	E50F BW TT	BATTLECROSS E50	90/90-21M/C	54P	27.9	3.7	33	FRONT
835235	152.54	11452	E50R BW TT	BATTLECROSS E50	120/90-18M/C	65P	26.7	5	33	REAR
835236	152.54	11453	E50R BW TT	BATTLECROSS E50	140/80-18M/C	70P	27.1	5.5	33	REAR
835234	166.97	11676	E50 EXTREME	BATTLECROSS E50	140/80-18	70M	27.1	5.5	33	REAR
835346	55.65	119655	M203 BW TT	SOFT INTERMEDIATE TERRAIN	60/100-14	30M	19.3	3	10-15	FRONT
835347	61.84	119672	M203 BW TT	SOFT INTERMEDIATE TERRAIN	70/100-17	40M	23.1	3.3	10-15	FRONT
835348	72.15	119689	M203 BW TT	SOFT INTERMEDIATE TERRAIN	70/100-19	42M	25	3.3	10-15	FRONT
835349	57.72	219662	M204 BW TT	SOFT INTERMEDIATE TERRAIN	80/100-12	41M	18.2	3.6	10-15	REAR
835350	70.08	119740	M204 BW TT	SOFT INTERMEDIATE TERRAIN	90/100-14	49M	21.7	4.3	10-15	REAR
835351	72.15	119757	M204 BW TT	SOFT INTERMEDIATE TERRAIN	90/100-16	52M	23.7	4.3	10-15	REAR
835358	53.59	214640	M403 BW TT	INTERMEDIATE TERRAIN	60/100-12	33M	17.1	3.1	10-15	FRONT
835359	55.65	107806	M403 BW TT	INTERMEDIATE TERRAIN	60/100-14	30M	19.3	3	10-15	FRONT
835360	61.84	107823	M403 BW TT	INTERMEDIATE TERRAIN	70/100-17	40M	23.1	3.3	10-15	FRONT
835361	45.35	214657	M404 BW TT	INTERMEDIATE TERRAIN	70/100-10	38M	15.9	3.3	10-15	REAR
835362	57.72	214674	M404 BW TT	INTERMEDIATE TERRAIN	80/100-12	41M	18.2	3.6	10-15	REAR
835363	72.15	107874	M404 BW TT	INTERMEDIATE TERRAIN	90/100-14	49M	21.5	4.2	10-15	REAR
835356	49.47	65781	M40 BW TT	M40: 50CC MINI SIZES	2.5-10	33J	15.4	2.8	10-15	FRONT & REAR
835357	51.53	85677	M40 BW TT	M40: 50CC MINI SIZES	2.75-10	38J	15.5	3	10-15	FRONT & REAR
835354	123.68	144207	M23 BW TT	M23: HARD TERRAIN	70/100-17	40M	22.8	3.1	10-15	FRONT
835355	101.01	144193	M23 BW TT	M23: HARD TERRAIN	2.50-19	N/A	24.7	3	10-15	FRONT
835352	123.68	144150	M22 BW TT	M22: HARD TERRAIN	90/100-14	49M	21.4	4.3	10-15	REAR
835353	107.19	144096	M22 BW TT	M22: HARD TERRAIN	3.00-16	N/A	23	3.7	10-15	REAR