



**PIRELLI**

**PROUDLY DISTRIBUTED BY**

**AUTOMATIC  
DISTRIBUTORS**



# THE ULTIMATE SPORT TIRE FOR ROAD USE

The latest chapter of the DIABLO ROSSO™ family: the state of the art of sport tire for road use with brilliant performance in wet conditions as well.

## DIABLO ROSSO™ IV



Details and sizing information on PG. 5

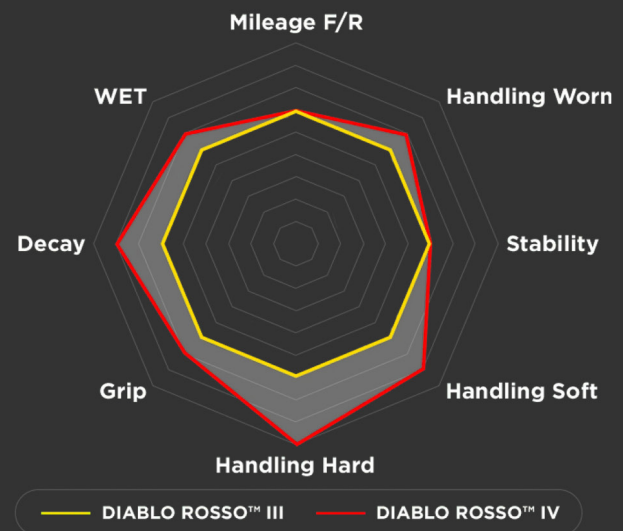
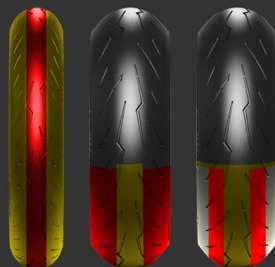
### TECHNICAL ADVICES

**FRONT TIRE** The hard layer due to the high content of Silica and the low Tg delivers outstanding grip in cold and wet conditions. The side softer layer (accessed when in lean angles over 35°) offers excellent grip and delivers a brilliant contact feeling.

**DUAL COMPOUND REAR TIRES UP TO 190/50 ZR 17** The full silica dual compound rear offers quick warm up, significant grip level regardless of lean angle (also in wet conditions) and riding smoothness. A dual compound with less compound discontinuity ensures the best stress distribution and delivers riding feeling and wear uniformity.

#### TRI-COMPOUND REAR TIERS

**190/55 ZR17 ABOVE** Introducing an endurance racing compound, the 5-zone layout moves the trade-off on high lean angles from wet grip to thrust boost to cope with the extreme cornering speed and the astonishing engine outputs of modern performance motorcycles. The soft full silica mid rubber strip ensures performance whilst delivering a safe sporty ride - across all weather conditions.



While motorcycle tires have existed for more than 100 years, their appearance has changed dramatically. Modern motorcycles have little in common with early motorcycles that were modeled after bicycles. One consistent part is the tire, which has been an integral piece of the motorcycle since its inception. Modern radial tires made by PIRELLI are high-tech and have progressed since their introduction on motorcycles over 100 years ago.

**Below you will find the various constructions that PIRELLI uses today.**

## RADIAL CARCASS CONSTRUCTION

- The patented technology enables the structure of both front and rear tire to be achieved using a radial carcass and a single layer belt made of steel. Depending on the rolling direction of the tire, the belt is wound circumferentially around the carcass giving an angle close to 0°.
- The advantages of the use of steel are its extremely high rigidity and the possibility to tune the winding spacing thus differentiating the stiffness distribution from shoulder to crown.



## RADIAL CROSS BELTED CONSTRUCTION

- The main difference from the bias-belted construction is the structure of the carcass in this case is radial.
- This means that its cords are wrapped radially around the tire, from one bead to the other, giving big advantages in terms of cornering stability, reduced weight and high-speed performance.



## BIAS BELTED CONSTRUCTION

- The structure consists of a conventional carcass and a belt made of two or more crossed layers. The difference between the carcass and the belt is determined by the different goals they are designed to fulfill and consequently different materials are used in the construction.
- The belt is made mainly from Aramide and its function is to reduce the dynamic deformation caused by centrifugal forces, while the carcass provides the tire with its stiffness and load carrying capacity.



## CROSS PLY CONSTRUCTION

- Also indicated as conventional or x-ply tire. Depending on the different speed and load specifications, the tire carcass is structured using two or more overlapping layers.
- Each layer is made of rubber coated textile and the overlap angle is designed in order for the tire to conform with the required dynamic characteristics.



PIRELLI TIRE RANGE



DIABLO SUPERCORSA SP-V4



DIABLO SUPERCORSA SP-V3



DIABLO ROSSO CORSA IV

SUPERSPORT



DIABLO ROSSO IV



DIABLO ROSSO III



DIABLO ROSSO II



SPORT DEMON



PHANTOM SPORTCOMP

SUPERSPORT



ANGEL GT

SPORT TOURING



NIGHT DRAGON



ROUTE MT 66



MANDRAKE

CRUISER

URBAN CRUISER



DIABLO ROSSO SPORT  
SPORT SCOOTER



ANGEL SCOOTER

URBAN SCOOTER



MT 60 RS



MT 60

ENDURO STREET



SCORPION RALLY STR



SCORPION MT 90 A/T



SCORPION RALLY



MT 21 RALLYCROSS

ENDURO ON/OFFROAD



SCORPION MX SOFT



SCORPION MX32 MID-SOFT



SCORPION MX32 MID-HARD

PREFESSION MOTOCROSS GP AND SUPERCROSS



SCORPION MX EXTRA X



MT 16 GARACROSS



SCORPION XC MID-SOFT



SCORPION XC MID-HARD



MT 43 TRIAL

TRAINING AND VINTAGE MOTOCROSS

TRAINING AND VINTAGE MOTOCROSS

TRIAL

STREET

SCOOTER

ON/OFF ROAD  
(ADVENTURE /DUAL SPORT

OFF-ROAD

## DIABLO™ SUPERCORSA SP – V4

- Directly derived from World SBK and engineered to unlock the full potential of your motorcycle
- Dual compound front and rear layout applied on state-of-art profiles combine outstanding racetrack performance with ultimate riding pleasure on road.
- Featuring the latest evolution of the patented FLASH™ tread pattern designed to enhance homogeneous thrust at any lean angle.
- Engineered to provide maximum performance both on road with road-specific tire pressures and on the racetrack with racetrack-specific tire pressures (recommended 33 psi front & 30 psi rear when tires are warm).



SIZE	LOAD/SPEED RATING	PART #
<b>FRONT</b>		
110/70 ZR 17	54W	747001
120/70 ZR 17	58W	747002

SIZE	LOAD/SPEED RATING	PART #
<b>REAR</b>		
140/70 ZR 17	66W	747003
150/60 ZR 17	66W	747004
180/55 ZR 17	73W	747005
180/60 ZR 17	75W	747006
190/50 ZR 17	73W	747007
190/55 ZR 17	75W	747008
200/55 ZR 17	78W	747009
200/60 ZR 17	80W	747010

## DIABLO™ SUPERCORSA SP – V3

- Racetrack performance delivered via a fully street legal tire.
- New tread design geometry to better respond to the lateral forces and improve wear regularity.
- New racing compound on shoulder, developed in the FIM World Superbike Championship.
- New profiles to reach a new level of response, handling and grip both on racetrack and road.
- Bi-Compound rear to combine grip, stability and mileage.



SIZE	LOAD/SPEED RATING	PART #
<b>FRONT</b>		
120/70 ZR 17	58W	747011

SIZE	LOAD/SPEED RATING	PART #
<b>REAR</b>		
180/55 ZR 17	73W	747012
190/55 ZR 17	75W	747013
200/55 ZR 17	78W	747014

## DIABLO ROSSO™ IV CORSA

- Higher grip in dry conditions.
- Enhanced hard handling.
- Consistent performance over multiple severe riding sessions.
- Reduced number of lateral grooves, more rubber to the road at mid-lean Increased tire solidity and lateral thrust while cornering.
- \*compared to DIABLO ROSSO™ IV
- Larger slick shoulder area, Outstanding cornering support at extreme lean angles.
- \*compared to DIABLO ROSSO™ IV



SIZE	LOAD/SPEED RATING	PART #
<b>FRONT</b>		
110/70 ZR 17	54W	747015
120/70 ZR 17	58W	747016

SIZE	LOAD/SPEED RATING	PART #
<b>REAR</b>		
150/60 ZR 17	66W	747017
180/55 ZR 17	73W	747018
180/60 ZR 17	75W	747019
190/50 ZR 17	73W	747020
190/55 ZR 17	75W	747021
200/55 ZR 17	78W	747022
200/60 ZR 17	80W	747023

## DIABLO ROSSO™ IV

- Superb grip while braking, thrust boost in extreme lean angles and brilliant traction exiting the corner.
- Lightening handlebar response to rider inputs and smooth feedback while cornering.
- WSBK-derived structures and contours Silica-enriched multi-compound for both front and rear tires.
- Best performance on road use, on both wet and dry roads.



SIZE	LOAD/SPEED RATING	PART #
<b>FRONT</b>		
110/70 ZR 17	54H	747024
110/70 ZR 17	54W	747025
120/60 ZR 17	55W	747026
120/70 ZR 17	58W	747027

SIZE	LOAD/SPEED RATING	PART #
<b>REAR</b>		
140/70 ZR 17	66H	747028
150/60 ZR 17	66H	747029
150/60 ZR 17	66W	747030
160/60 ZR 17	69W	747031
180/55 ZR 17	73W	747032
180/60 ZR 17	75W	747033
190/50 ZR 17	73W	747034
190/55 ZR 17	75W	747035
200/55 ZR 17	78W	747036
200/60 ZR 17	80W	747037

## DIABLO ROSSO™ III

- Pirelli technology developed within the World Superbike Championship.
- Unprecedented handling for a new generation of sporty behavior.
- Bi-compound with wide side soft stripe offering full grip starting from mid lean angle.
- Large footprint area for improved grip.



SIZE	LOAD/SPEED RATING	PART #
<b>FRONT</b>		
110/70 ZR 17	54W	747038
120/60 ZR 17	55W	747039
120/70 ZR 17	58W	747040
120/70 ZR 17	58W (D)	747041

SIZE	LOAD/SPEED RATING	PART #
<b>REAR</b>		
150/60 ZR 17	66W	747042
160/60 ZR 17	69W	747043
180/55 ZR 17	73W	747044
190/50 ZR 17	73W	747045
190/55 ZR 17	75W	747046
190/55 ZR 17	75W (D)	747047
240/45 ZR 17	82W	747048

## DIABLO ROSSO™ II

- A Bi-Compound rear tire combining long lasting mileage with excellent grip.
- Pirelli Enhanced Patch Technology (EPT) optimizing the contact patch for improved grip.
- Functional Groove Design (FGD) to optimise wet behavior.



SIZE	LOAD/SPEED RATING	PART #
<b>FRONT</b>		
110/70 ZR 17	54H	747049
120/70 ZR 17	58W (D)	747050
120/70 ZR 17	58W (K)	747051

SIZE	LOAD/SPEED RATING	PART #
<b>REAR</b>		
140/70 ZR 17	66H	747052
160/60 ZR 17	69W	747053
170/60 ZR 17	72W	747054
180/55 ZR 17	73W	747055
190/50 ZR 17	73W	747056
190/55 ZR 17	75W	747057
200/50 ZR 17	75W	747058

## SPORT DEMON™



• Uniform and progressive performance in all riding conditions thanks to the rear multi-radius profile.

• Fantastic grip on wet and dry surfaces with excellent mileage.

• A safe and reliable tire in all riding situations, that represents a very high value to riders of Sport Touring motorcycles.

SIZE	LOAD/SPEED RATING	PART #
<b>FRONT</b>		
110/70 - 16	52P	<b>747076</b>
110/90 - 16	59V	<b>747077</b>
120/80 V 16	60V	<b>747078</b>
100/80 - 17	52H	<b>747079</b>
110/70 - 17	54H	<b>747080</b>
110/80 - 17	57H	<b>747081</b>
120/70 - 17	58H	<b>747082</b>
100/90 - 18	56H	<b>747083</b>
110/80 - 18	58V	<b>747084</b>
110/90 - 18	61V	<b>747085</b>
100/90 - 19	57V	<b>747086</b>

SIZE	LOAD/SPEED RATING	PART #
<b>REAR</b>		
140/70 - 15	69P	<b>747087</b>
130/90 - 16	57V	<b>747088</b>
150/80 V 16	71V	<b>747089</b>
110/80 - 17	57P	<b>747090</b>
120/80 - 17	61P	<b>747091</b>
130/70 - 17	62H	<b>747092</b>
130/80 - 17	65H	<b>747093</b>
130/90 - 17	68V	<b>747094</b>
140/70 - 17	66H	<b>747095</b>
150/70 - 17	69H	<b>747096</b>
110/90 - 18	61H	<b>747097</b>
120/80 - 18	62H	<b>747098</b>
120/90 - 18	65V	<b>747099</b>
130/70 - 18	63H	<b>747100</b>
130/80 - 18	66V	<b>747101</b>
140/70 - 18	67V	<b>747102</b>

## PHANTOM™ SPORTSCOMP

• A "Classic" tread made with technology and compounds specific for medium – high performance bikes.

• Incredible precision on corner entry and easy handling on mixed routes.

• Radial carcass structure with a steel belt at 0° for stability and a great feeling of control even on the most demanding surfaces.



SIZE	LOAD/SPEED RATING	PART #
<b>FRONT</b>		
100/90-18	56H	<b>747059</b>

SIZE	LOAD/SPEED RATING	PART #
<b>REAR</b>		
150/70 R17	69H	<b>747060</b>

## ANGEL™ GT

— SPORT TOURING

• The ideal tire for travellers using the bike for long road trips, with side bags and passengers, looking for safety on wet, stability and mileage.

• The evolution of the ANGEL™ ST, stretching the concept of Sport Touring into Gran Turismo, bringing the sporty attitude to a wider range of usage conditions and for longer distances.

• Excellency in wet performance and grip, top handling capabilities, typical of the Pirelli DNA. Performance consistency until the end of the tire's life.



SIZE	LOAD/SPEED RATING	PART #
<b>FRONT</b>		
120/70 ZR 17	58W	<b>747061</b>
120/70 ZR 17	58W (A)	<b>747062</b>
110/80 ZR 18	58W	<b>747063</b>
120/70 ZR 18	59W	<b>747064</b>
110/80 R 19	59V	<b>747065</b>

SIZE	LOAD/SPEED RATING	PART #
<b>REAR</b>		
150/70 R 17	69V	<b>747074</b>
160/60 ZR 17	69W	<b>747066</b>
180/55 ZR 17	73W	<b>747067</b>
180/55 ZR 17	73W (A)	<b>747068</b>
190/50 ZR 17	73W	<b>747069</b>
190/50 ZR 17	73W (A)	<b>747070</b>
190/55 ZR 17	75W	<b>747071</b>
190/55 ZR 17	75W (A)	<b>747072</b>
190/55 ZR 17	75W (D)	<b>747073</b>
160/60 ZR 18	70W	<b>747075</b>

# MANDRAKE™ MT 15

- Reinforced carcass to ensure high stability in corners with excellent resistance to lacerations.
- Pattern with specific deep central grooves to ensure safety and reliability on wet and dry surfaces.
- Available in 14" and 16" diameters.



SIZE	LOAD/SPEED RATING	PART #
<b>FRONT</b>		
110/80-14	59J	747103

SIZE	LOAD/SPEED RATING	PART #
<b>REAR</b>		
90/80-16	51J	747104

# NIGHT DRAGON™ & NIGHT DRAGON™ GT

- Better grip, road holding and look than standard tires for Custom/Cruiser motorcycles.
- Designed for Custom motorcyclists that need tires with high performance on the straight or in the twisties.
- Excellent grip and a higher mileage. Provides a very responsive ride with a good balance between reliability and life of the tire
- Optimized for the new V-Twin engines with more power and higher torque.
- EPT technology to optimize the area of contact in order to ensure great stability at high speeds and lightning quick acceleration.
- GT version on selected rear size.



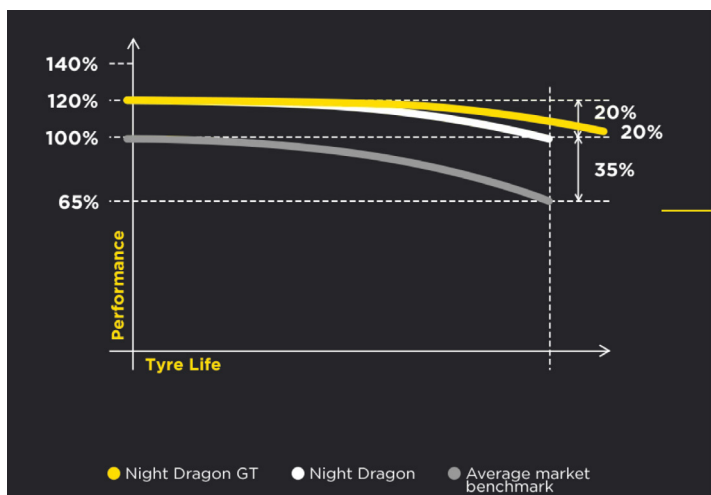
SIZE	LOAD/SPEED RATING	PART #
<b>FRONT</b>		
130/90 B 16	67H	747105
130/90 B 16*	73H	747106
150/80 B 16	71H	747107
130/80 B 17	65H	747108
140/75 R 17	67V	747109
130/70 R 18	63V	747110
100/90 - 19	57H	747111
110/90 - 19	62H	747112
130/60 B 19	61H	747113
120/70 B 21*	68H	747114
90/90 - 21	54H	747115
180/55 B 18	80H	747115

## NIGHT DRAGON GT

Class leading performance, now for more miles.

### EFFECT

Up to 20% Longer lasting (Versus standard Night Dragon)  
 Advanced "Full Carbon Black" compound.  
 Stiffer carcass thanks to structure stiffening and high belt tension.  
 Same legendary performance, and 100% mixable with all Night Dragon front tires.



SIZE	LOAD/SPEED RATING	PART #
<b>REAR</b>		
180/70 B 15	76H	747116
180/70 R 16	77H	747117
180/60 B 17*	81H	747118
240/40 VR 18	79V	747119
170/80 B 15~	77H	747120
130/90 B 16*~	73H	747121
150/80 B 16*~	77H	747122
180/65 B 16*~	81H	747123
MU85 B 16~	77H	747124
180/60 R 16*~	80H	747125
160/70 B 17*~	79V	747126
200/55 R 17~	78V	747127
180/55 B 18*~	80H	747128
(*) Reinforced		
(~) GT Version		

## MT 66 ROUTE™

• Excellent ride comfort even at full load thanks to the specific carcass materials.

• High mileage and excellent performance on any kind of road surface thanks to the tread's very deep grooves.

• Dedicated to custom, cruiser and touring motorcycles, this tire ensures excellent comfort, easy steering and excellent mileage.



SIZE	LOAD/SPEED RATING	PART #
<b>FRONT</b>		
120/90 - 17	64S	747129
80/90-21	48H	747130

SIZE	LOAD/SPEED RATING	PART #
<b>REAR</b>		
130/90-15	66S	747131
140/90-15	70H	747132
150/90-15	74h	747133
140/90-16	71H	747134

ADVENTURE DUAL SPORT

## MT 60™

• Optimised for road use on Enduro bikes while at the same time ensuring excellent off-road performance.

• Reinforced carcass capable of ensuring comfort and stability even at full load.

• Specific block layout to ensure maximum grip.

• Excellent traction on all surfaces and in the most diverse weather conditions.



SIZE	LOAD/SPEED RATING	PART #
<b>FRONT</b>		
100/90-19	57H	747135
90/90-19	52P	747136
90/90-21	54H MST	747137
90/90-21	54F ( E )	747138

SIZE	LOAD/SPEED RATING	PART #
<b>REAR</b>		
120/90-17	64S	747139
120/90-17	64S ( E )	747140
130/80-17	65H MST	747141
140/80-17	69H MST	747142

## MT 60™ RS

• Optimised for road use on Enduro bikes while at the same time ensuring excellent off-road performance.

• Reinforced carcass capable of ensuring comfort and stability even at full load.

• Specific block layout to ensure maximum grip.

• Excellent traction on all surfaces and in the most diverse weather conditions.



SIZE	LOAD/SPEED RATING	PART #
<b>FRONT</b>		
130/90 B 16	67H	747143
110/70 R 17	54H	747144
120/70 ZR 17	58W	747145
110/80 R 18	58H	747146
120/70 ZR 18	59W	747147

SIZE	LOAD/SPEED RATING	PART #
<b>REAR</b>		
150/80 B16	77H	747148
150/60 R 17	66H	747149
160/60 R 17	69H	747150
180/55 R 17	73H	747151
180/55 ZR 17	73W	747152
180/55 ZR 17	73W	747153

# SCORPION™ RALLY STR

• Technological innovations provide traction on dirt, stability at high speeds, on-road handling agility and grip in all riding conditions.

• A new compound, with a high content of silica, offers increased grip on both dry and wet surfaces, stability and a superior resistance to abrasion.

• Increased width and length of the tire's contour makes a larger contact patch for better stability.

• Blocks are longer and wider, and the longitudinal distance between each line of knobs has been reduced to increase the contact patch, without compromising off-road traction.

• Heat, generated by high speed, is distributed across a wider surface to prevent knob tearing.



SIZE	LOAD/SPEED RATING	PART #
<b>FRONT</b>		
110/70 R 17	54H	747154
120/70 R 17	58V	747155
110/80 R 18	58H	747156
120/70 R 18	59V	747157
100/90 - 19	57V	747158
110/80 R 19	59H	747159
110/80 R 19	59V	747160
120/70 R 19	60V	747161
90/90 - 21	54V	747162

SIZE	LOAD/SPEED RATING	PART #
<b>REAR</b>		
130/80 R 17	65V	747163
140/80 R 17	69V	747164
150/60 R 17	66H	747165
150/70 R 17	69V	747166
170/60 R 17	72V	747167
180/55 R 17	73V	747168
150/70 R 18	70V	747169

# SCORPION™ RALLY

• An innovative manufacturing process capable of producing a very durable compound, with high overall performance even after intensive use.

• Front tire blocks optimized for better directional stability at high speeds .

• High traction even on the most demanding surfaces thanks to the specific geometry and to the layout of the blocks on the rear tire.

• Innovative carcass structure capable of supporting the bike's high speeds while ensuring high resistance to punctures.



ADVENTOURING SIZES

• Tread pattern enables incredible performance - wherever your adventure takes you, both off and on road.

• Carcass structure blends road handling and off-the road puncture resistance.



RALLY RACING SET

• Front tread design and rear structure (with 0° steel belt) optimised for extreme directional stability at high speed.

• Tread knobs ensure top off-road handling and traction over bottomless dunes.

SIZE	LOAD/SPEED RATING	PART #
<b>FRONT</b>		
110/80 R 19	59R	747170
120/70 R 19	60T	747171
90/90 - 21	54R	747172
90/90 - 21	54R MST RACE	747173
120/70 ZR 18	59W	747147

SIZE	LOAD/SPEED RATING	PART #
<b>REAR</b>		
150/70 R 17	69V	747174
170/60 R 17	72V	747175
140/80-18	70R MST RACE	747176
150/70 R 18	70V	747177

## MT 21™ RALLYCROSS

- Developed for globetrotting motorcyclists and rally specialists who are looking for maximum flexibility of use, from the dunes of the desert to wide-ranging touring on asphalt roads.

- A flexible carcass to ensure high stability and precision in any conditions.

- An optimised tread for use on dirt roads and gravel, cross country racing and in the desert.

- High performance off road with blocks that have greater resistance to tearing thanks to the specific compound.

- Innovative carcass structure capable of supporting the bike's high speeds whilst ensuring high resistance to punctures.



SIZE	LOAD/SPEED RATING	PART #
<b>FRONT</b>		
80/90-21	48P	747186
90/90-21	54R	747187

SIZE	LOAD/SPEED RATING	PART #
<b>REAR</b>		
120/90-17	64R	747188
130/90-17	68P	747189
110/80-18	58R	747190
120/80-18	62R	747191
120/90-18	65R	747192
130/90-18	69R	747193
140/80-18	70R	747194

## SCORPION™ MT 90 A/T

- Flexibility of use on asphalt roads and on rough ground, with high levels of road holding and safety on all types of surfaces.

- Tread with large central blocks for a more stable ride and V arrangement for the maximum grip during both acceleration and braking .

- Optimised carcass for best stability at high speeds even at full load.

- Compound with balanced silica content capable of ensuring high mileage and better grip on both dry and wet surfaces.



SIZE	LOAD/SPEED RATING	PART #
<b>FRONT</b>		
80/90-21	48S	747178
90/90-21	54S	747179
90/90-21	54V	747180

SIZE	LOAD/SPEED RATING	PART #
<b>REAR</b>		
120/90-17	64S	747181
110/80-18	58S	747182
120/80-18	62R	747183
140/80-18	70R	747184
150/80 R 18	70V	747185

## SCORPION™ MX SOFT

- Effective in all conditions of use: competition, training or just for fun!

- Excellent traction and self-cleaning properties enable top speeds right from the start of the race.

- Specific carcass capable of maintaining effective and reliable performance on soft surfaces from the gate drop to the checkered flag.

- Rear tire blocks with blade layout for the maximum traction in mud and sand.

- The tread pattern and compound were developed with the contribution of the most prestigious players in motocross and supercross.



SIZE	LOAD/SPEED RATING	PART #
<b>REAR</b>		
80/100-12	50M	747195
90/100-16	51M	747196
100/90-19	57M	747197
110/90-19	62M	747198
120/90-18	65M	747199

OFFROAD

## SCORPION™ MX 32™ MID SOFT

- Effective in all use conditions: competition, training or just for fun!
- Excellent traction to guarantee the maximum power transmission to the ground.
- Block arrangement optimised to improve braking stability and cornering grip.
- Front lateral knobs guarantee greater line-holding precision in corners.
- Performance reliability even in extreme conditions.
- The tread pattern and compound were developed with the contribution of the most prestigious players in motocross and supercross races.



SIZE	LOAD/SPEED RATING	PART #
<b>FRONT</b>		
2.5-10	33J	747200
60/100-12	36M	747201
60/100-14	29M	747202
70/100-17	40M	747203
70/100-19	42M	747204
80/100-21	51M	747205
90/100-21	57M	747206

SIZE	LOAD/SPEED RATING	PART #
<b>REAR</b>		
2.75-10	37J	747207
80/100-12	50M	747208
90/100-14	49M	747209
90/100-16	51M	747210
100/90-19	57M	747211
110/90-19	62M	747212
120/80-19	63M	747213
120/90-19	66M	747214

## SCORPION™ MX 32™ MID HARD

- Tread pattern born to offer the best performances on mid-hard surfaces with excellent traction even on increasingly severe terrain conditions during the race.
- A totally new rear tread pattern that allows each block to give riders improved traction and power transmission.
- Optimal resiliency for consistent performance over time.
- Dedicated compound for outstanding grip in lateral sliding control.
- Block links (or "bridges") layout for tear resistance.
- Tread pattern and compounds proven with the most prestigious competitors in motocross world championship (MXGP).



SIZE	LOAD/SPEED RATING	PART #
<b>FRONT</b>		
80/100-21	51M	747215
90/100-21	57M	747216

SIZE	LOAD/SPEED RATING	PART #
<b>REAR</b>		
70/100-19	42M	747217
90/100-16	51M	747218
100/90-19	57M	747219
110/90-19	62M	747220
120/80-19	63M	747221

## SCORPION™ MX EXTRA X

- Grip and traction on a wide range of terrain (from mid soft to mid hard) Perfect application for training; optimal compromise between performance and durability.
- Tread pattern taken from previous design with the rear's layout rigidity improved through "bridges".
- Multi-ply carcass with high resistance to punctures but maximum flexibility to absorb forces during jumps or other obstacles.
- Training performance in all terrain conditions with uniform block wear, resistance to deformation when absorbing impacts for extended durability.



SIZE	LOAD/SPEED RATING	PART #
<b>FRONT</b>		
80/100-21	51M	747222

SIZE	LOAD/SPEED RATING	PART #
<b>REAR</b>		
100/90-19	57M	747223
110/90-19	62M	747224
120/80-19	66M	747225

## SCORPION™ XC MID SOFT

• Specifically for use on Enduro motorcycles in cross-country configurations.

• Excellent for routes with jumps, in the mud and through vegetation. Polyester carcass with controlled deformation to ensure an ample footprint for maximum effectiveness of traction and braking.

• Optimised grip and steering precision thanks to small rigid blocks on the front tire. Racing compound with high performance during the entire competition, no matter the track conditions

• Carcass and pattern evolved from the experience of the world motocross championship



SIZE	LOAD/SPEED RATING	PART #
<b>FRONT</b>		
80/100-21	51M	747226

SIZE	LOAD/SPEED RATING	PART #
<b>REAR</b>		
110/100-18	51R	747227
120/100-18	68M	747228

## SCORPION™ XC MID HARD

• Specifically for use on enduro motorcycles in professional cross-country configurations.

• Excellent for routes with jumps, in the mud, through vegetation or on usually inaccessible routes. Specific off-road compound to ensure constant cross-country performance.

• Carcass and pattern evolved from motocross experience made available to cross country adventure riding.



SIZE	LOAD/SPEED RATING	PART #
<b>FRONT</b>		
80/100-21	51M	747229

SIZE	LOAD/SPEED RATING	PART #
<b>REAR</b>		
100/100-18	51R	747230
110/100-18	64M	747231
120/100-18	68M	747232
140/80-18	70M	747233

## MT 16™ GARACROSS

• All-around tyre with great durability, high level of grip, even when worn.

• Rear works excellent with Scorpion Pro front for woods use or with Scorpion XCMH front for harder/rocky terrain and woods user.



SIZE	LOAD/SPEED RATING	PART #
<b>FRONT</b>		
80/100-21	51M	747234

SIZE	LOAD/SPEED RATING	PART #
<b>REAR</b>		
110/100-18	64	747235
120/100-18	59	747236

## MT 43™ PRO TRIAL

• Reinforced carcass to provide stability combined with a long life.

• Specific construction capable of reducing deformation during use ensuring the maximum contact area in all road surface conditions. High performance on hard, dry and damp surfaces, plus excellent for indoor competition use.



SIZE	LOAD/SPEED RATING	PART #
<b>FRONT</b>		
2.75-21	54P	747237

SIZE	LOAD/SPEED RATING	PART #
<b>REAR</b>		
400-18	64P	747238

# DIABLO ROSSO™ SCOOTER

- Motorcycle performance on a scooter tire.
- Improved handling, absolute grip and performance in the wet combining all the latest technologies, materials, processes, and know-how achieved by PIRELLI in our racing activities.
- Dedicated to riders with a sporty riding style, both in the urban environment and/or on winding roads or mountain passes. High Silica dual-compound in rear tire for higher mileage and excellent grip in all conditions.



SIZE	LOAD/SPEED RATING	PART #
<b>FRONT</b>		
110/70-12	47P	747239
120/70-12	58P	747240
120/70 R 14	55H	747241
120/80-14	58S	747242

SIZE	LOAD/SPEED RATING	PART #
<b>REAR</b>		
120/70-12	58P	747240
120/80-14	58S	747242
130/70-12	62P	747243
150/70-13	64S	747244
150/70-14	66S	747245

# ANGEL™ SCOOTER

- Grip and traction on a wide range of terrain (from mid soft to mid hard) Perfect application for training; optimal compromise between performance and durability. Tread pattern taken from previous design with the rear's layout rigidity improved through "bridges".
- Multi-ply carcass with high resistance to punctures but maximum flexibility to absorb forces during jumps or other obstacles. Training performance in all terrain conditions with uniform block wear, resistance to deformation when absorbing impacts for extended durability.



SIZE	LOAD/SPEED RATING	PART #
<b>FRONT</b>		
3.00-10	50J	747246
3.50-10	59J	747247
80/100-10	46J	747248
100/90-10	56J	747249
120/90-10	66J	747250
130/90-10	61J	747251
110/70-11	45L	747252
110/70-12	47P	747253
110/90-12	64P	747254
120/70-12	51S	747255
110/70-13	48S	747256
110/90-13	56P	747257
120/70-13	53P	747258
80/80-14	43S	747259
120/70-14	55P	747260
120/70-15	56S	747261
90/90-16	51S	747262
100/80-16	50P	747263
110/70-16	52S	747264

SIZE	LOAD/SPEED RATING	PART #
<b>REAR</b>		
90/90-10	50J	747265
120/70-11	56L	747266
120/70-12	58P	747267
130/70-12	62P	747268
140/70-12	65P	747269
130/90-13	60P	747270
130/70-13	63P	747271
140-60-13	63P	747272
140/70-13	61P	747273
150/70-13	64S	747274
100/80-14	54S	747275
100/90-14	57P	747276
110/80-17	59S	747277
120/80-14	58P	747278
140/60/14	64S	747279
140/70-14	68S	747280
150/70-14	66S	747281
130/80-15	63S	747282
120/80-16	60P	747283
130/70-16	61P	747284
140-70-16	65P	747285

## TIRE FAMILIES

There are three product families in the Pirelli motorcycle tire catalog:  
**DIABLO™, SCORPION™ and ANGEL™.**

**The DIABLO™** product family is Pirelli's selection for sporting purposes: Diablo™ tires, intended for use from professional racing on circuit to sport riding on road, display the experience and technological development Pirelli has as Official Supplier of the FIM World Superbike Championship.

**The SCORPION™** product family is specific to on-off and off-road riding and it includes several product lines: from enduro street tires developed for adventure motorcycles for touring purposes to off-road products created to win motocross competitions at the international level.

**The ANGEL™** product family is Pirelli's sport touring selection: these tires combine top performance with high mileage, excellent riding comfort and safety, especially on wet surfaces.



PROUDLY DISTRIBUTED BY

**AUTOMATIC**  
**DISTRIBUTORS**

22 TARGET CIRCLE  
BANGOR, MAINE 04401

207.942.6769  
CUSTSERV@AUTODIST.COM

AUTODIST.COM