



AVAILABLE NOW!



////////////////////
PRODUCT FLIPBOOK

**AUTOMATIC
DISTRIBUTORS**

DISTRIBUTED BY AUTOMATIC DISTRIBUTORS



— RENTHAL HANDGUARDS —

Renthal Moto Handguards are designed to protect your hands against rocks and roost in a sleek and simple design without interfere with controls. Multiple mounting positions for both bracket and guards offer greater adjustability during fitment.

Dual Compound design allows for flexible synthetic rubber edge with a hard plastic center for maximum protection and durability.

Reinforced composite brackets offer high levels of protection but allows the guard to flex in the event of a crash.

Mountaing Brackets allow you to mount the guards independently from the perches for the ultimate versatility.

Create the perect look to your machine with OE color matched handguards, available in 7 different colors.



Color	Item Number
WHITE	941519
BLACK	941513
BLUE	941514
GREEN	941516
ORANGE	941517
RED	941518
YELLOW	941520

**Replacement
Bracket**
941515

— RENTHAL GRIPS —

GRIP GLUE

•A highly developed grip glue, specially formulated to give a secure bond without damaging the grip.



941483

GRIP GLUE - QUICK BOND

•Renthal Quick Bond Grip Glue is a fast acting liquid adhesive, chemically engineered to bond Renthal grips to all handlebars in a matter of minutes.



941700

CLEAN GRIP

•Keep your grips clean while your bike is being worked on, whilst waiting for your DH run or whilst transporting your bike on a car rack or chair lift.

•Quick fit Velcro fastening, small enough to stow in your pocket.



941700

GRIP DONUTZ

Color	Item Number
BLUE	941476
GREY	941478
RED	941480
GREEN	941477
ORANGE	941479
YELLOW	941481



— RENTHAL GRIPS CONTINUED —

DUAL SERIES ATV GRIPS

• Dual Compound with a hard wearing base material and either soft compound or contains Kevlar Brand Resin contact patch, you get the best of both worlds. the base ensures the grip survives the toughest of punishments whilst the contact patch provides comfort and feel of a soft grip

• Half Waffle - incorporating a full diamond design with a waffle pattern at the fingers tips contact patch. this provides additional mud clearance in a key area whilst not effecting the palm

• Designed specifically for ATV applications, Renthal ATV Grips Tech use a small flange around the thumb and a closed end, Both grips are 7/8" (22mm) diameter for use with a thumb throttle

• Aramid - featuring the most advanced grip compound to date. millions of randomly aligned Kevlar brand resin particles are suspended in the base material. As the grip is used more of these particles are exposed, resisting wear whilst retaining a tacky feel. this is our ultimate compound.



Black	Blue	Red	Aramid Kevlar
941466	941467	941468	941469

ORIGINAL SERIES ATV GRIPS

• Original series grip tech takes our championship winning single shot design and provides riders with a number of options with 3 compounds to choose from, there is a grip for anyone amongst the original series range.

• Compounds - Renthal's unique compounds ensures the grips you choose are the best for you. whether you require a softer grip for shock absorption or a harder grip for durability, Renthal has the perfect grip for you.

Available in Full Diamond and Half Waffle

Full Diamond - The full Diamond design provides the rider with an even surface interface between motorcycle and grip. The diamond design provides the most grip out of the original series range

Half Waffle - incorporating a full diamond design with a waffle pattern at the finger tips contact patch. This provides additional mud clearance in key area whilst not effecting the palm.



Charcoal Medium Grey Light Grey

Compound	Color	Diamond	Half Waffle
Soft	L.Grey	941475	941474
Medium	M.Grey	941473	941472
Firm	Charcoal	941471	941470

DUAL SERIES MX GRIPS

• Dual Series Grip Tech utilizes a double layer design, using multiple compounds to achieve unbeatable comfort without sacrificing durability. A Firm compound inner core is wrapped with our Soft, Aramid or Ultratacky™ compounds to produce a soft and supple dual compound grip.

• Dual Compound with a hard wearing base material and either soft compound, Ultra Tacky or Aramid contact patch you get the best of both worlds. The base ensures the grip survives the toughest of punishments whilst the contact patch provides comfort and feel of a soft grip.

• The unique properties of the Ultra Tacky compound provide a stronger bond to the handlebar, meaning you are able to control the bike with less physical input.



HALF WAFFLE	Blue	Black	Orange	Red	Yellow	Green	Aramid
	941488	941489	941492	941493	941491	941490	941495

FULL WAFFLE
Black 941494

— RENTHAL GRIPS CONTINUED —

TAPERED SERIES MX GRIPS

Renthal® Tapered Series Grip Tech feature a unique tapered diamond structure, larger in contact diameter near the flange that reduces down in size, for a reduced outer diameter at the grip end.

•Tapered Series Grips were designed to mirror rider’s hand shape in a closed fist position on the handlebar, so riders can relax their hand tension while maintaing superior grip level and control. Tapered Series Grips feature the same construction, durability and comfort as Dual Series Grip Tech.



Blue	Green	Black	Orange	Red	Yellow
941496	941484	941497	941498	941499	941485

ORIGINAL SERIES MX GRIPS

Renthal® Original Series MX Grips continue to be the most popular grip choice amongst the worlds top factory racers. The single compound design is tried, tested and trusted across the pro paddock and engineered to satisfy the exacting needs of the worlds best racers. Over 40 years of rider feedback data continue to confirm this timeless design.

Available in 3 different patterns (Full Diamond, Half Waffle, Full Waffle) and 3 different advanced compounds (Soft, Medium, Firm); there is a grip to suit every rider and condition.

Each grip offers a different level of strength, tackiness and shock absorption to suit a variety of riding conditions and individual style.



Compound	Color	Diamond	Half Waffle	Full Waffle
Soft	L.Grey	941508	941507	941509
Medium	M.Grey	941505	941504	941506
Firm	Charcoal	941502	941501	941503

ULTRA TACKY MX GRIPS BLACK ON BLACK

The unique Ultra-Tacky™ compound constantly produces and renews a sticky surface coating which when combined with the Renthal® Soft compound offers an incredibly grippy yet comfortable surface. Suitable for use in all conditions, the grip is particularly applicable where riders are looking for increased control of the handlebars. The sticky surface will last for the lifetime of the grip and if it loses its stickiness at any point, simply wash with clean water and allow the grips to air dry to re-activate.



Compound	Color	Diamond	Half Waffle
Ultra Tacky	Black on Black	941486	941487

TRIALS MX GRIPS

Renthal trials grips have been an industry standard and have been used by more world champions than any other grip on the market.

Available in three advanced rubber compounds, soft, medium and firm, the trials grips feature a smaller inner flange and an all diamond pattern for the greatest amount of tackiness, shock absorption and feel.



Charcoal	Medium Grey	Light Grey
941510	941511	941512

— RENTHAL BAR PADS —

FATBAR

Specially designed for use with Renthal Fatbar® Handlebars

- Durable TPU cover
- High-density, injection moulded foam to reduce rider injury
- Extremely lightweight
- Velcro fastening
- Power-wash proof permanent graphics



Black	Black/Red	Black/ Green	US Flag	Blue	Orange	Red	Green	Yellow	Orange/ Blue
941708	941707	941709	941715	941710	941713	941714	947711	941716	941712

TEAMISSUE

Specially designed for use with Renthal Fatbar® Handlebars, the new Team Issue Fatbar pads feature a unique shape offering greater coverage and distinct styling.

- Durable TPU cover
- High-density, injection moulded foam to reduce rider injury
- Extremely lightweight
- Velcro fastening
- Power-wash proof permanent graphics



Red	Black	Orange	Blue	Black/Red
941771	941768	941770	941769	941767

FATBAR 36

Specially designed for use with Renthal Fatbar® Handlebars, the new Team Issue Fatbar pads feature a unique shape offering greater coverage and distinct styling.

- Durable TPU cover
- High-density, injection moulded foam to reduce rider injury
- Extremely lightweight
- Velcro fastening
- Power-wash proof permanent graphics



Black/ Red	Red/ White	Blue	Black	Orange/ Black	Green	Yellow	Black/ Green	Orange/ Blue	Black/ Orange	White/ Blue
941717	941726	941722	941721	941725	941723	941728	941719	941724	941720	941727

SX PAD 290MM



Black/Red
941729

TRIALS FATBAR PAD



Black/Red
941776

TRIALS SX PAD 180MM



Black/Red
941777

— RENTHAL BAR PADS CONTINUED —

MINI SX PADS 205MM/180MM

The Renthal supercross bar pad carries the name used and recognised by champions worldwide. Also improved is the fit on the crossbrace which helps decrease movement during use.

- Durable TPU cover
- High-density, injection moulded foam to reduce rider injury
- Extremely lightweight
- Velcro fastening
- Power-wash proof permanent graphics



180MM

Black/White	Red	Blue	Black/Red
941748	941750	941749	941747



205MM

Black/White	Blue	Green	Red	Green/White	Orange/White	Black/Green	Black/Red
941752	941753	941754	941755	941734	941733	941775	941751

MINI SX PADS 240MM

The Renthal supercross bar pad carries the name used and recognised by champions worldwide. The SX pad features an injection moulded foam which offers better impact protection and significantly increases the life span. Also improved is the fit on the crossbrace which helps decrease movement during use.

- Durable TPU cover
- High-density, injection moulded foam to reduce rider injury
- Extremely lightweight
- Velcro fastening
- Power-wash proof permanent graphics



White/Blue	Black	Black/Red	White/Red	White/Green
941743	941735	941736	941745	941744



Orange/White	USA	Blue/Blue	Orange/Orange	Red/Red	Green/Green	Yellow/Yellow	Black/Red/Green	Black/Green	Black/Yellow
941739	941742	941737	941740	941741	941738	941746	941772	941773	941774

VINTAGE SX PADS

The official and genuine Renthal® Vintage Cloth Bar Pads pays homage to the 50 year legacy of the Renthal® brand by combining the heritage of our past with the technology of today. Featuring old school Renthal branding on our renowned, vintage-style cloth material, wrapped around our current, high-density injection molded SX pad.

With over 10 colorways to choose from, Renthal's Vintage SX Pads will provide the perfect addition to authenticate your retro build.



Blue/White	White/Blue	White/Red	Red/White	Purple/Yellow	Yellow/Purple	Black/Yellow	Pink/White	Green/White	Black/Red	Black/White
941759	941764	941765	941763	941762	941766	941758	941761	941760	941756	941757

— RENTHAL HANDLEBARS —

-TWINWALL HANDLEBARS

- A patented tube within a tube design borrowed from aircraft design principles to achieve the highest strength possible in a moto handlebar.
- superior design construction allows it to withstand the hardest hits and biggest get offs without compromise
- Manufactured from ultra high strength 7010 T6 Aluminum.



HANDLEBARS

Description	Black	Blue	Red	Orange	Green	Tanium
918 RICKY JOHNSON / CR HIGH	941643	941644	941645	----	----	941646
921 YAM YZ/YZF 06	941647	941648	----	----	----	941649
922 RC HIGH	941650	941651	941652	----	----	941653
923 RC MINI / 85cc	941654	----	----	----	----	----
994 KTM HIGH	941672	941673	----	941674	----	941675
996 VILLOPOTO/STEWART / HON CRF 2019+	941676	941677	941680	941679	941678	941681
997 RC / HON CRF 04-18 KAW KX/KXF 2006+	941682	941683	941686	941685	941684	941681
998 REED / WINDHAM	941688	941689	941692	941691	941690	941693
999 MCGRATH / KTM SX125-450 2016+	941694	941691	941697	941696	----	941698



SPECS

Description	DIM A	DIM B	DIM C	DIM D	DIM E	DIM F
918 RICKY JOHNSON / CR HIGH	801	99	67	115	65	192
921 YAM YZ/YZF 06	816	85	43	95	41	179
922 RC HIGH	812	120	86	115	58	187
923 RC MINI / 85cc	754	112	80	80	40	170
994 KTM HIGH	810	99	70	110	40	195
996 VILLOPOTO/STEWART / HON CRF 2019+	811	93	53	130	49	200
997 RC / HON CRF 04-18 KAW KX/KXF 2006+	804	105	64	110	54	200
998 REED / WINDHAM	803	98	69	110	56	190
999 MCGRATH / KTM SX125-450 2016+	813	79	42	125	54	200

— RENTHAL HANDLEBARS CONTINUED —

-FATBAR TECH 36

Utilizing Renthal's all-new 36mm clamping diameter and proprietary Zarilium® material, this innovative motocross handlebar boasts exceptional vibration reduction qualities while perserving Renthal's signature MX handlebar strength. 36% lighter than our standard 28mm diameter Fatbar®,

- The R-Works Fatbar36 was developed to improve performance through weight reduction without compromising existing handlebar strength.
- Utilizing Renthal's all-new 36mm clamping diameter and proprietary Zarilium® material, this innovative motocross handlebar boasts exceptional vibration reduction qualities while perserving Renthal's signature MX handlebar strength



HANDLEBARS

Item #	Description	COLOUR	DIM A	DIM B	DIM C	DIM D	DIM E	DIM F	DIAMETER
941655	930 Fatbar36 (RC / Honda)	BLACK	804	101	60	130	54	197	36
941656	931 Fatbar36 (Reed / Windham)	BLACK	803	94	68	124	56	202	36
941657	932 Fatbar36 (MCGRATH / KTM SX125-450 2016> / Suzuki 2018>)	BLACK	813	75	38	105	54	197	36
941658	933 Fatbar36 (Villopoto / Stewart / HON CRF 2018-21)	BLACK	807	89	51	130	49	202	36
941659	934 Fatbar36 (KTM SX/SX-F 09-12 SUZI RM/RMZ 18-20/YAM YZ-F 18-21)	BLACK	806	81	48	124	56	202	36
941718	Fatbar36 End Plugs	BLACK							

BARMOUNTS

Make/Model	Year	55MM Offset	Zerro Offset
GAS GAS			
All Models	-22	-----	941703
HONDA			
CRF250R	00-22	941702	941706
CRF450R	00-22	941702	941706
HUSQVARNA			
FC250	-17	-----	941703
FC250	18-22	-----	941705
FC450	-17	-----	941703
FC450	18-22	-----	941705
FE250	18-22	-----	941703
FE450	18-22	-----	941703
TC125	-17	-----	941703
TC125	18-22	-----	941705
TC250	-17	-----	941703
TC250	18-22	-----	941705

Make/Model	Year	55MM Offset	Zerro Offset
HUSQVARNA			
KX250F	09-22	-----	941704
KX450F	09-22	-----	941704
KTM			
125 SX	16-22	-----	941705
150 SX	16-22	-----	941705
250 SX	16-22	-----	941705
250 SXF	16-22	-----	941705
450 SXF	16-22	-----	941705
EXC	12-22	-----	941703
SX	12-15	-----	941703
SXF	12-15	-----	941703
XC	12-22	-----	941703



Make/Model	Year	55MM Offset	Zerro Offset
SUZUKI			
RM-Z250	04-22	-----	941701
RM-Z250	04-22	-----	941701
RM-Z450	08-22	-----	941701
RM-Z450	08-22	-----	941701
YAMAHA			
YZ125	17-22	-----	941704
YZ250	17-22	-----	941704
YZ250F	14-22	941702	941706
YZ450F	14-22	941702	941706

REPLACEMENT BOLTS

Bar Mount	MFG #	Bolts
941706	CL051	941732
941702	CL052	941732
941701	CL053	941730
941704	CL059	941731

— RENTHAL HANDLEBARS CONTINUED —

-FATBAR

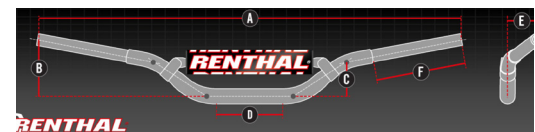
The oversized (1-1/8in | 28.6mm) clamping diameter uses computer aided profiling, tapering down to (7/8in | 22.2mm) to accept standard controls.

•Engineered from Renthal's exclusive 7010 T6 aluminum, specially formulated to reduce vibration and provide superior strength.



HANDLEBARS

Description	Black	Blue	Red	Orange	Green	Tanium
602 YAM YZ 07-23 / YZF 07-17	941530	941531	----	----	----	941532
603 REED / WINDHAM	941533	941534	941535	----	----	941536
604 RC / HON CRF 04-18 KAW KX/KXF 2006-20	941537	941538	941541	941540	941539	941542
605 RICKY JOHNSON / CR HIGH / KTM ENDURO 2017-18	941543	941544	941545	----	----	941546
609 RC HIGH	941549	941550	941553	941552	941551	941554
671 RC MINI / 85cc	941565	----	----	941566	----	941567
672 KTM SX/SX-F 09-12 SUZI RM/RMZ 06-13 YAM YZ-F 18-21	941521	941522	941523	----	----	941524
673 TRIALS 100 Bou/Lampkin	941568	----	941570	941569	----	941571
745 ENDURO	941581	----	----	----	----	941582
814 KAW KFX 450 08+	941514	----	----	----	----	941615
819 YAM YFZ450 07+	941618	----	----	----	----	941619
821 MCGRATH / KTM SX125-450 2016+ / Suzuki 2018+	941620	941621	----	941622	----	941623
822 KTM LOW	941624	----	----	----	----	----
826 KTM HIGH / HUSQ ENDURO 2018-21	941630	----	----	----	----	----
827 VILLOPOTO/STEWART/KTM 2011-16	941631	941632	----	941633	----	941634
831 KTM SX 85 2013+ / HUSQ TC85 2017+	941635	----	----	941636	----	----
839 HON CRF 2018+ / KAW KX 2021+	941639	941640	----	----	----	941641
842 YAM YZ65 2018+ / YZ85 2019+	941642	----	----	----	----	----



SPECS

Description	DIM A	DIM B	DIM C	DIM D	DIM E	DIM F	DIAMETER
602 YAM YZ 07-23 / YZF 07-17	801	88	59	125	56	193	28.6mm / 1+1/8"
603 REED / WINDHAM	800	98	74	100	55	187	28.6mm / 1+1/8"
604 RC / HON CRF 04-18 KAW KX/KXF 2006-20	804	104	64	105	54	188	28.6mm / 1+1/8"
605 RICKY JOHNSON / CR HIGH / KTM ENDURO 2017-18	805	97	64	115	65	200	28.6mm / 1+1/8"
609 RC HIGH	802	120	84	150	56	190	28.6mm / 1+1/8"
671 RC MINI / 85cc	754	112	77	85	52	177	28.6mm / 1+1/8"
672 KTM SX/SX-F 09-12 SUZI RM/RMZ 06-13 YAM YZ-F 18-21	806	85	51	125	56	190	28.6mm / 1+1/8"
673 TRIALS 100 Bou/Lampkin	819	100	58	80	47	211	28.6mm / 1+1/8"
745 ENDURO	781	102	68	115	54	189	28.6mm / 1+1/8"
814 KAW KFX 450 08+	769	98	64	120	72	195	28.6mm / 1+1/8"
819 YAM YFZ450 07+	780	105	70	140	86	210	28.6mm / 1+1/8"
821 MCGRATH / KTM SX125-450 2016+ / Suzuki 2018+	813	78	42	150	54	200	28.6mm / 1+1/8"
822 KTM LOW	808	83	53	140	41	200	28.6mm / 1+1/8"
826 KTM HIGH / HUSQ ENDURO 2018-21	805	95	68	130	42	180	28.6mm / 1+1/8"
827 VILLOPOTO/STEWART/KTM 2011-16	811	92	52	117	52	222	28.6mm / 1+1/8"
831 KTM SX 85 2013+ / HUSQ TC85 2017+	779	88	53	122	50	200	28.6mm / 1+1/8"
839 HON CRF 2018+ / KAW KX 2021+	802	91	51	131	51	200	28.6mm / 1+1/8"
842 YAM YZ65 2018+ / YZ85 2019+	737	91	64	110	44	177	28.6mm / 1+1/8"

— RENTHAL HANDLEBARS CONTINUED —

-7/8" 22 MM

Undergoing a 15 step advanced manufacturing process, using the same 7010 T6 aluminum found in Twinwall® and Fatbar® to reduce vibration transferred to the rider's hands. Combined with a crossbrace to improve stiffness for rider control, and coupled with patented crossbrace clamps, Renthal® 7/8in bars provide riders with the perfect amount of flex while maintaining the strength to resist bending in the event of a crash.

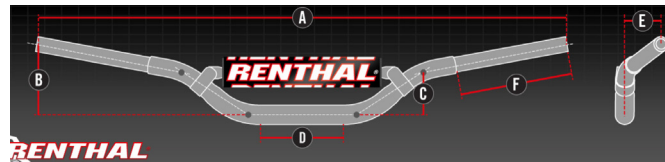


HANDLEBARS

Description	Black	Blue	Red	Orange	Green	Silver	Grey	Tanim
607 YAMAHA YFM660 (RAPTOR) 01-05	941547	----	----	----	----	941548	----	----
611 110CC PLAYBIKE BAR	941555	----	----	----	----	941556	----	----
613 ENDURO HIGH	941557	----	----	----	----	941558	----	----
615 HONDA TRX250R / DUCATI Scrambler Sixty2 / Cafe Racer	----	----	----	----	----	941559	----	----
636 YAMAHA YFZ350 (BANSHEE)	941560	----	----	----	----	941561	----	941563
660 5.0 IN TRIALS	941562	----	----	----	----	----	----	----
666 VINTAGE/DESERT	----	----	----	----	----	941564	----	----
677 SPECIAL QUAD	941572	----	----	----	----	941573	----	----
693 ENDURO	941574	----	----	----	----	----	----	941578
722 CR HIGH / Ricky Johnson	941575	----	941576	----	----	941577	----	----
735 5.5 IN TRIALS	----	----	----	----	----	941579	----	941580
742 4.5 IN TRIALS	----	----	----	----	----	----	----	----
757 MINI HIGH	----	----	----	----	----	941583	----	----
759 SUZUKI RM125/250 96-01	----	----	----	----	----	941584	----	----
764 JIMMY BUTTON	941585	----	----	----	----	941586	----	----
768 6.0 IN TRIALS	----	----	----	----	----	941587	----	941589
773 CR MID	----	----	----	----	----	941588	----	----
780 KAWASAKI KX80/85/100 98-14	----	----	----	----	----	941590	----	----
781 ATV RACE BAR	----	----	----	----	----	941591	----	----
783 KAWASAKI KX65 02-14	----	----	----	941592	----	941593	----	941598
784 RC MINI / 85cc	941594	----	----	941596	941595	941597	----	----
787 HONDA TRX400EX/X 99-09	941599	----	----	----	----	941600	----	----
790 CR LOW	----	----	----	----	----	941601	----	----
794 YAMAHA YFZ450 04-05	941602	----	----	----	----	----	----	----
797 50CC PLAYBIKE BAR	941603	----	941604	----	----	941605	----	----
798 KTM 85SX	941606	----	----	941607	----	941608	----	----
799 HONDA CRF150F/ 230F 2003-09	----	----	----	----	----	941609	----	----
809 RC HIGH	941610	----	----	----	----	941611	----	941613
811 YAMAHA RAPTOR 700R 06-12	----	----	----	----	----	941612	----	----
816 CRF150R ADULT BAR	941616	----	----	----	----	941617	----	----
823 KTM 65SX 12-13	941625	----	----	941626	----	----	----	----
825 KTM 50SX 12-19	941627	----	----	941629	----	941628	----	----
837 VINTAGE MID	----	----	----	----	----	941637	----	----
838 VINTAGE HIGH	----	----	----	----	----	941638	941662	941664
966 YZ/WR 1997-2004	941660	941661	----	----	----	941663	941667	----
971 RC	941665	----	941668	----	941666	941669	----	----
983 VILLOPOTO / STEWART	941670	----	----	----	----	941671	----	----

— RENTHAL HANDLEBARS CONTINUED —

-7/8T" 22 MM Continued



SPECS

Description	DIM A	DIM B	DIM C	DIM D	DIM E	DIM F
613 ENDURO HIGH	835	135	95	130	78	192
615 HONDA TRX250R / DUCATI Scrambler Sixty2 / Cafe Racer	772	179	110	115	89	205
636 YAMAHA YFZ350 (BANSHEE)	782	162	110	110	93	200
660 5.0 IN TRIALS	817	109	73	105	49	223
666 VINTAGE/DESERT	850	119	82	140	74	197
677 SPECIAL QUAD	772	123	110	120	94	190
693 ENDURO	794	101	65	120	73	200
722 CR HIGH / Ricky Johnson	800	95	67	125	63	195
735 5.5 IN TRIALS	817	122	85	100	49	210
742 4.5 IN TRIALS	823	104	63	105	50	234
757 MINI HIGH	802	132	119	90	61	177
759 SUZUKI RM125/250 96-01	805	72	50	135	65	207
764 JIMMY BUTTON	814	111	81	120	68	203
768 6.0 IN TRIALS	828	126	93	110	51	217
773 CR MID	801	88	50	130	57	211
780 KAWASAKI KX80/85/100 98-14	737	101	85	95	67	173
781 ATV RACE BAR	812	149	96	125	76	229
783 KAWASAKI KX65 02-14	738	117	87	95	53	173
784 RC MINI / 85cc	742	119	86	95	41	175
787 HONDA TRX400EX/X 99-09	795	143	107	120	92	220
790 CR LOW	803	82	53	135	57	202
794 YAMAHA YFZ450 04-05	773	109	92	105	96	224
797 50CC PLAYBIKE BAR	715	196	190	60	42	158
798 KTM 85SX	775	92	64	115	49	196
799 HONDA CRF150F/230F 2003-09	775	115	85	135	43	173
809 RC HIGH	814	119	84	120	56	197
811 YAMAHA RAPTOR 700R 06-12	790	142	112	120	90	210
816 CRF150R ADULT BAR	783	137	101	125	44	178
823 KTM 65SX 12-13	744	80	72	110	49	180
825 KTM 50SX 12-19	670	80	64	90	49	165
837 VINTAGE MID	874	145	78	170	120	220
838 VINTAGE HIGH	840	155	112	170	88	180
966 YZ/WR 1997-2004	807	88	61	135	60	203
971 RC	802	97	62	135	53	201
983 VILLOPOTO / STEWART	808	95	58	140	55	206

— RENTHAL HANDLEBARS CONTINUED —

-ATV HANDLEBARS

BIKE MODEL	CAPACITY	Year	OE HANDLEBAR	7/8 HANDLEBARS	TWINWALL	FATBAR 28.6mm	FATBAR 36mm
HONDA							
TRX 250R Fourtrax	250	86-87	615	781		604	
TRX 250R Fourtrax	250	88-89	615			604	
TRX 250X Fourtrax	250	87-92	615	787			
TRX 300EX/X	300	93-09	781				
TRX 400EX/X	400	05-13	787	781		609	
TRX 400EX/X	400	99-04	787	781		609	
TRX 450R	450	04-05	787	781		604	
TRX 450R	450	06-11	787	781		604	
TRX 450R	450	12-14	787	781		604	
HUSQVARNA							
KFX 400	400	03-06	787	787		604	
KFX 450R	450	08-14	814	787		604	
KTM							
450 SX ATV	450	08-09	814			819	
450 XC ATV	450	09-10	814			819	
505 SX ATV	505	10-10	814			819	
525 XC ATV	525	10-10	814			819	
SUZUKI							
LT 250	250	85-92	677				
LT-R 450	450	06-09	787			604	
LT-Z 400	400	03-08	787	781		604	
LT-Z 400	400	09-14	787	787			
YAMAHA							
YFM 250 Raptor	250	11-13	607	781			
YFM 350 Raptor	350	04-13	636	636		604	
YFM 350X Warrior	350	87-88	636	636			
YFM 350X Warrior	350	89-03				604	
YFM 660 Raptor	660	01-05	607	636		604	
YFM700R Raptor	700	06-23	811	811		604	
YFS 200 Blaster	200	03-06	636	781			
YFS 200 Blaster	200	88-02	636	636			
YFZ 350 Banshee	350	87-88	636	781		604	
YFZ 350 Banshee	350	89-06	636	636		604	
YFZ 450	450	04-05	794	794		604	
YFZ 450	450	06-06				604	
YFZ 450	450	07-16	819			604	
YFZ 450R	450	09-19	605		918	827	931
YFZ 450R	450	20-23	831			605	934
YFZ 450X	450	10-12	819	971		605	

— RENTHAL HANDLEBARS CONTINUED —

-DIRT HANDLEBARS

BIKE MODEL	CAPACITY	Year	OE BAR-MOUNT	TWINWALL	FATBAR 28.6mm	28.6mm Fatbar Mount 5mm Off set	28.6mm Fatbar Mount Zero Off set	FATBAR 36mm	36mm Fatbar Mount 5mm Off Set	36mm Fatbar Mount Zero Off Set
AJP										
DIRT										
SPR250	250	22-22	941526	997	821	----	----	934	----	941704
SPR310	310	22-22	941526	997	821	----	----	934	----	941704
SRP250	250	20-21	941526	997	821	----	----	934	----	941704
SRP510	510	22-22	941526	997	821	----	----	934	----	941704
BETA										
DIRT										
125 EVO	125	09-12	----		829	----	----		----	----
125 REV3 (520 conv.)	125	03-05	----			----	----		----	----
125 REV3 (520 conv.)	125	05-08	----		829	----	----		----	----
200/250/270 REV3	200	00-02	----		673	----	----		----	----
200/250/270 REV3	200	03-05	----		673	----	----		----	----
200/250/270 REV3	200	05-08	----		829	----	----		----	----
200/250/270 TECHNO	200	99-99	----		673	----	----		----	----
250 EVO-2	250	09-12	----		829	----	----		----	----
250/300 EVO-4	250	09-12	----		829	----	----		----	----
250/300 EVO-4	250	13-13	----			----	----		----	----
250RR	250	05-12	----	997	604	----	----	930	----	----
250RR 2 Stroke	250	13-17	----		604	----	----	930	----	941703
300RR 2 Stroke	300	13-17	----		604	----	----	930	----	941703
300RR 2 Stroke	300	16-18	----		604	----	----	930	----	
350RR	350	11-12	----	997	604	----	----	930	----	
400RR	400	05-09	----	997	604	----	----	930	----	
400RR	400	10-12	----	997	604	----	----	930	----	
430RR	430	13-15	----	997	604	----	----	930	----	
450RR	450	05-09	----	997	604	----	----	930	----	
450RR	450	10-12	----	997	604	----	----	930	----	
480RR	480	13-15	----	997	604	----	----	930	----	
498RR	498	12-12	----	997	604	----	----	930	----	
520RR	520	05-09	----	997	604	----	----	930	----	
520RR	520	10-11	----	997	604	----	----	930	----	
525RR	525	05-09	----	997	604	----	----	930	----	
Enduro RR 125 2T	125	18-23	----	921	602	----	----	933	----	941703
Enduro RR 200 2T	200	19-19	----	921	602	----	----	933	----	941703
Enduro RR 200 2T	200	20-23	----	921	602	----	----	933	----	941703
Enduro RR 250 2T	250	20-23	----	921	602	----	----	933	----	941703
Enduro RR 300 2T	300	19-23	----	921	602	----	----	933	----	941703
Enduro RR 350 4T	350	17-19	----	921	602	----	----	933	----	941703
Enduro RR 350 4T	350	20-23	----	921	602	----	----	933	----	941703
Enduro RR 390 4T	390	17-18	----	921	602	----	----	933	----	941703
Enduro RR 390 4T	390	20-23	----	921	602	----	----	933	----	941703
Enduro RR 430 4T	430	17-18	----	921	602	----	----	933	----	941703
Enduro RR 430 4T	430	23-23	----	921	602	----	----	933	----	941703
Enduro RR 480 4T	480	17-17	----	921	602	----	----	933	----	941703

— RENTHAL HANDLEBARS CONTINUED —

-DIRT HANDLEBARS continued

BIKE MODEL	CAPACITY	Year	OE BAR-MOUNT	TWINWALL	FATBAR 28.6mm	28.6mm Fatbar Mount 5mm Off set	28.6mm Fatbar Mount Zero Off set	FATBAR 36mm	36mm Fatbar Mount 5mm Off Set	36mm Fatbar Mount Zero Off Set
BETA CONTINUED										
DIRT										
Enduro RR 480 4T	480	18-19	----	921	602	----	----	933	----	941703
Enduro RR 480 4T	480	20-23	----	921	602	----	----	933	----	941703
Rev 80	80	08-12	----		829	----	----		----	----
RR 2t Enduro 250	250	17-17	----			----	----		----	941703
RR 2t Enduro 300	300	17-17	----			----	----		----	941703
Trial EVO 125 2T	125	23-23	----		829	----	----		----	----
Trial EVO 200 2T	200	23-23	----		829	----	----		----	----
Trial EVO 250 2T	250	23-23	----		829	----	----		----	----
Trial EVO 300 2T	300	12-13	----		829	----	----		----	----
Trial EVO 300 2T	300	14-23	----		829	----	----		----	----
Trial EVO 300 4T	300	22-22	----		829	----	----		----	----
X-Trainer 300	300	15-17	----			----	----		----	941703
X-Trainer 300	300	18-18	----			----	----		----	941703
BETA										
DIRT										
GP 450	450	13-17	----			----	----		----	----
GAS GAS										
DUAL SPORT										
125/160/200 Trials	125	92-01	----		673	----	----		----	----
249 TO 320 Trials	249	89-01	----		673	----	----		----	----
EC 125 Enduro	125	10-15	----	999	603	----	----	931	----	----
EC 125 Enduro	125	97-98	----	999	603	----	----	931	----	----
EC 125 Enduro	125	99-09	----	999	603	----	----	931	----	----
EC 200	200	18-18	941527	996	609	----	941527	930	----	941701
EC 200	200	19-19	941527	996	609	----	941527	930	----	941701
EC 200 Enduro	200	02-03	----	999	603	----	----	931	----	----
EC 200 Enduro	200	03-15	----	999	603	----	----	931	----	----
EC 200 Enduro	200	99-01	----	999	603	----	----	931	----	----
EC 250	250	18-18	941527	996	609	----	941527	930	----	941701
EC 250	250	19-19	941527	996	609	----	941527	930	----	941701
EC 250	250	22-23	----	999	827	----	----	932	----	941703
EC 250	250	24-24	----	918	827	----	----	931	----	941778
EC 250-300 Enduro	250	10-15	----	999	603	----	----	931	----	----
EC 250-300 Enduro	250	97-09	----	999	603	----	----	931	----	----
EC 250F	250	22-23	----	999	827	----	----	932	----	941703
EC 300	300	18-18	941527	996	609	----	941527	930	----	941701
EC 300	300	19-19	941527	996	609	----	941527	930	----	941701
EC 300	300	21-23	----	999	827	----	----	932	----	941703
EC 300	300	24-24	----	918	827	----	----	931	----	941778
EC 350F	350	22-23	----	999	827	----	----	932	----	941703
EC 515	515	09-09	----	999	603	----	----	931	----	----
ECF250F	250	13-15	----	999	603	----	----	931	----	----

— RENTHAL HANDLEBARS CONTINUED —

-DIRT HANDLEBARS continued

BIKE MODEL	CAPACITY	Year	OE BAR-MOUNT	TWINWALL	FATBAR 28.6mm	28.6mm Fatbar Mount 5mm Off set	28.6mm Fatbar Mount Zero Off set	FATBAR 36mm	36mm Fatbar Mount 5mm Off Set	36mm Fatbar Mount Zero Off Set
GAS GAS CONTINUED										
DUAL SPORT										
ECF300F	300	13-15	----	999	603	----	----	931	----	----
ECF450F	450	13-15	----	999	603	----	----	931	----	----
Enduro GP 250	250	18-18	941527	996	609	----	941527	930	----	941701
Enduro GP 300	300	18-18	941527	996	609	----	941527	930	----	941701
ES700 Enduro	690	22-22	----		819	----	----		----	941705
EX 250	250	22-23	----	999	827	----	----	932	----	941703
EX 250	250	24-24	----	918	827	----	----	931	----	941778
EX 250F	250	21-23	----	999	827	----	----	932	----	941703
EX 300	300	21-23	----	999	827	----	----	932	----	941703
EX 300	300	24-24	----			----	----		----	941778
EX 350F	350	21-23	----	999	827	----	----	932	----	941703
EX 450F	450	21-23	----	999	827	----	----	932	----	941703
MC 125	125	21-23	----	999	827	----	----	932	----	941703
MC 125	125	24-24	----	918	827	----	----	931	----	941778
MC 250	250	22-23	----	999	827	----	----	932	----	941703
MC 250	250	24-24	----	918	827	----	----	931	----	941778
MC 250F	250	21-21	----	999	827	----	----	932	----	----
MC 250F	250	22-23	----	999	827	----	----	932	----	941703
MC 350F	350	22-23	----	999	827	----	----	932	----	941703
MC 450F	450	21-21	----	999	827	----	----	932	----	----
MC 450F	450	22-23	----	999	827	----	----	932	----	941703
MC 450F FE	450	23-23	----			----	----		----	941778
MC 65	65	21-23	----			----	----		----	----
MC 85	85	21-21	----			----	----		----	----
MC 85 17/14	85	23-23	----			----	----		----	941703
MC 85 19/16	85	22-23	----			----	----		----	----
RX 450R Replica	450	23-23	----			----	----		----	----
RX 450R Replica	450	24-24	----			----	----		----	----
SM 515	515	08-09	----			----	----		----	----
Trials Pro 125(420 CONV.)	125	02-04	----		673	----	----		----	----
Trials Pro 125(420 CONV.)	125	05-15	----		829	----	----		----	----
Trials Pro 200	200	02-04	----		673	----	----		----	----
Trials Pro 200	200	05-11	----		829	----	----		----	----
Trials Pro 250	250	02-04	----		673	----	----		----	----
Trials Pro 250	250	05-15	----		829	----	----		----	----
Trials Pro 280 TO 300	250	02-04	----		673	----	----		----	----
Trials Pro 280 TO 300	250	05-15	----		829	----	----		----	----
TXE	E	19-19	----		829	----	----		----	----
TXT 125 Racing	125	17-17	----		829	----	----		----	----
TXT 125 Racing	125	18-18	----		829	----	----		----	----
TXT 125 Racing	250	21-21	----		829	----	----		----	----
TXT 250 Racing	250	17-17	----		829	----	----		----	----
TXT 250 Racing	250	18-19	----		829	----	----		----	----

— RENTHAL HANDLEBARS CONTINUED —

-DIRT HANDLEBARS continued

BIKE MODEL	CAPACITY	Year	OE BAR-MOUNT	TWINWALL	FATBAR 28.6mm	28.6mm Fatbar Mount 5mm Off set	28.6mm Fatbar Mount Zero Off set	FATBAR 36mm	36mm Fatbar Mount 5mm Off Set	36mm Fatbar Mount Zero Off Set
GAS GAS CONTINUED										
DUAL SPORT										
TXT 250 Racing	250	21-21	----		829	----	----		----	----
TXT 280 Racing	280	17-17	----		829	----	----		----	----
TXT 280 Racing	280	18-18	----		829	----	----		----	----
TXT 280 Racing	280	21-21	----		829	----	----		----	----
TXT 300 Racing	300	17-17	----		829	----	----		----	----
TXT 300 Racing	300	18-19	----		829	----	----		----	----
TXT 300 Racing	300	21-21	----		829	----	----		----	----
TXT GP / Racing 250	250	22-23	----		829	----	----		----	----
TXT GP / Racing 280	280	22-23	----		829	----	----		----	----
TXT GP / Racing 300	300	22-23	----		829	----	----		----	----
TXT GP 125	125	18-18	----		829	----	----		----	----
TXT GP 250	250	18-18	----		829	----	----		----	----
TXT GP 280	280	18-18	----		829	----	----		----	----
TXT GP 300	300	18-18	----		829	----	----		----	----
XC 200	200	18-18	941527	996	609	----	941527	930	----	941701
XC 200	200	19-19	941527	996	609	----	941527	930	----	941701
XC 250	250	18-18	941527	996	609	----	941527	930	----	941701
XC 250	250	19-19	941527	996	609	----	941527	930	----	941701
XC 300	300	18-18	941527	996	609	----	941527	930	----	941701
XC 300	300	19-19	941527	996	609	----	941527	930	----	941701
HONDA										
DUAL SPORT										
CRF 450L	450	19-19	----						----	----
XR 650L	650	93-09	----		604				----	----
HUSABERG										
DIRT										
FE 250	250	13-14	----	994	609			930	----	----
FE 350	350	13-14	----	994	609			930	----	----
FE 390	390	10-12	----	994	609			930	----	----
FE 450E	450	06-07	----	994	609			930	----	----
FE 450E	450	09-13	----	994	609			930	----	----
FE 501	500	13-15	----	994	609			930	----	----
FE 550	550	06-07	----	994	609			930	----	----
FE 570	570	09-12	----	994	609			930	----	----
FE 650E	650	06-07	----	994	609			930	----	----
FX 450	450	10-12	----	994	609			930	----	----
TE 125	125	13-14	----	994	604			930	----	----
TE 250	250	12-14	----	994	604			930	----	----
TE 300	300	12-14	----	994	604			930	----	----
CR 125	125	98-12	941527				941527		----	941701

— RENTHAL HANDLEBARS CONTINUED —

-DIRT HANDLEBARS continued

BIKE MODEL	CAPACITY	Year	OE BAR-MOUNT	TWINWALL	FATBAR 28.6mm	28.6mm Fatbar Mount 5mm Off set	28.6mm Fatbar Mount Zero Off set	FATBAR 36mm	36mm Fatbar Mount 5mm Off Set	36mm Fatbar Mount Zero Off Set
HUSABERG continued										
DIRT										
FC 250	250	14-15	----	922		----	----		----	----
FC 250	250	16-16	----	922		----	----		----	----
FC 250	250	17-17	----	999	827	----	----	932	----	941703
FC 250	250	18-18	----	999	827	----	----	932	----	941705
FC 250	250	19-22	----	999	827	----	----	932	----	941705
FC 250	250	23-23	----	999	827	----	----	932	----	941778
FC 250	250	24-24	----	999	827	----	----	932	----	941778
FC 350	350	14-15	----	922	822	----	----	933	----	----
FC 350	350	16-16	----	999	672	----	----	932	----	----
FC 350	350	17-17	----	999	827	----	----	932	----	941703
FC 350	350	18-19	----	999	827	----	----	932	----	941705
FC 350	350	20-20	----	999	827	----	----	932	----	941705
FC 350	350	21-22	----	999	827	----	----	932	----	941705
FC 350	350	23-24	----	999	827	----	----	932	----	941778
FC 450	450	14-15	----	922		----	----		----	----
FC 450	450	16-16	----	922		----	----		----	----
FC 450	450	17-17	----	999	827	----	----	932	----	941703
FC 450	450	18-18	----	999	827	----	----	932	----	941705
FC 450	450	19-19	----	999	827	----	----	932	----	941705
FC 450	450	20-22	----	999	827	----	----	932	----	941705
FC 450	450	23-24	----	999	827	----	----	932	----	941778
FE 250	250	14-15	----	922		----	----		----	----
FE 250	250	16-16	----	922		----	----		----	----
FE 250	250	17-17	----	999	827	----	----	932	----	941703
FE 250	250	18-18	----		821	----	----	930	----	941703
FE 250	250	20-20	----		821	----	----	930	----	941703
FE 250	250	21-23	----		821	----	----	930	----	941703
FE 250	250	24-24	----	999	827	----	----	932	----	----
FE 350	350	16-16	----	922	827	----	----	934	----	----
FE 350	350	17-17	----	999	827	----	----	932	----	941703
FE 350	350	18-19	----		821	----	----	930	----	941703
FE 350	350	24-24	----	999	827	----	----	932	----	----
FE 350 & S	350	14-15	----	999	672	----	----	934	----	----
FE 350 & S	350	20-23	----		821	----	----	930	----	941703
FE 450	450	14-15	----	922		----	----		----	----
FE 450	450	16-16	----	922		----	----		----	----
FE 450	450	17-17	----	999	827	----	----	932	----	941703
FE 450	450	18-19	----		821	----	----	930	----	941703

— RENTHAL HANDLEBARS CONTINUED —

-DIRT HANDLEBARS continued

BIKE MODEL	CAPACITY	Year	OE BAR-MOUNT	TWINWALL	FATBAR 28.6mm	28.6mm Fatbar Mount 5mm Off set	28.6mm Fatbar Mount Zero Off set	FATBAR 36mm	36mm Fatbar Mount 5mm Off Set	36mm Fatbar Mount Zero Off Set
HUSABERG continued										
DIRT										
FE 450	450	20-23	----		821	----	----	930	----	941703
FE 450	450	24-24	----	999	827	----	----	932	----	----
FE 501	501	17-17	----	999	827	----	----	932	----	941703
FE 501	501	18-19	----		821	----	----	930	----	941703
FE 501	501	20-20	----		821	----	----	930	----	941703
FE 501	501	23-23	----		821	----	----	930	----	941703
FE 501	501	24-24	----	999	827	----	----	932	----	----
FE 501 & S	501	14-15	----	922		----	----		----	----
FE 501 & S	501	16-16	----	922		----	----		----	----
FE 501 EU	501	21-22	----		821	----	----	930	----	941703
FE 501 US	501	21-22	----		821	----	----	930	----	941703
FE 501s	501	20-22	----		821	----	----	930	----	941703
FR 450 Rally	450	20-24	----		827	----	----		----	----
FX 350	350	17-17	----	999	827	----	----	932	----	941703
FX 350	350	18-18	----	999	827	----	----	932	----	941705
FX 350	350	20-22	----	999	827	----	----	932	----	941705
FX 350	350	23-24	----	999	827	----	----	932	----	941778
FX 450	450	17-17	----	999	827	----	----	932	----	941703
FX 450	450	18-22	----	999	827	----	----	932	----	941705
FX 450	450	23-23	----	999	827	----	----	932	----	941778
FX 450	450	24-24	----	999	827	----	----	932	----	941778
TC 125	125	14-15	----	922		----	----		----	----
TC 125	125	16-16	----	922		----	----		----	----
TC 125	125	17-17	----	999	827	----	----	932	----	941703
TC 125	125	18-18	----	999	827	----	----	932	----	941705
TC 125	125	19-19	----	999	827	----	----	932	----	941705
TC 125	125	20-22	----	999	827	----	----	932	----	941705
TC 125	125	23-24	----	999	827	----	----	932	----	941778
TC 250	250	04-05	941527			----	941527		----	941701
TC 250	250	06-08	941527			----	941527		----	941701
TC 250	250	14-15	----	922		----	----		----	----
TC 250	250	16-16	----	922		----	----		----	----
TC 250	250	17-17	----	999	827	----	----	932	----	941703
TC 250	250	18-18	----	999	827	----	----	932	----	941705
TC 250	250	19-19	----	999	827	----	----	932	----	941705
TC 250	250	20-22	----	999	827	----	----	932	----	941705
TC 250	250	23-24	----	999	827	----	----	932	----	941778
TC 450	450	06-10	941527			----	941527		----	941701

— RENTHAL HANDLEBARS CONTINUED —

-DIRT HANDLEBARS continued

BIKE MODEL	CAPACITY	Year	OE BAR-MOUNT	TWINWALL	FATBAR 28.6mm	28.6mm Fatbar Mount 5mm Off set	28.6mm Fatbar Mount Zero Off set	FATBAR 36mm	36mm Fatbar Mount 5mm Off Set	36mm Fatbar Mount Zero Off Set
HUSABERG continued										
DIRT										
TC 50	50	18-20	----			----	----		----	----
TC 50 & Mini	50	21-23	----			----	----		----	941703
TC 50 Mini	50	18-20	----			----	----		----	----
TC 510	510	05-05	941527			----	941527		----	941701
TC 510	510	06-06	941527			----	941527		----	941701
TC 510	510	07-08	941527			----	941527		----	941701
TC 65	65	18-20	----			----	----		----	----
TC 65	65	21-22	----			----	----		----	941703
TC 65	65	23-23	----			----	----		----	941703
TC 85 17/14	85	17-17	----			----	----		----	----
TC 85 17/14	85	18-20	----			----	----		----	941703
TC 85 17/14	85	21-23	----			----	----		----	941703
TC 85 19/16	85	17-17	----			----	----		----	----
TC 85 19/16	85	18-20	----			----	----		----	941703
TC 85 19/16	85	21-24	----			----	----		----	941703
TE 125	125	14-15	----	922		----	----		----	----
TE 125	125	16-16	----	922		----	----		----	----
TE 150	150	17-17	----	999	827	----	----	932	----	941703
TE 150	150	18-19	----		821	----	----	930	----	941703
TE 150	150	24-24	----	999	827	----	----	932	----	----
TE 150 & i EU	150	21-23	----		821	----	----	930	----	941703
TE 150 & i US	150	21-23	----		821	----	----	930	----	941703
TE 150i	150	20-20	----		821	----	----	930	----	941703
TE 250	250	04-09	941527			----	941527		----	941701
TE 250	250	14-16	----	922		----	----		----	----
TE 250	250	17-17	----	999	827	----	----	932	----	941703
TE 250	250	18-18	----		821	----	----	930	----	941703
TE 250	250	24-24	----	999	827	----	----	932	----	----
TE 250 & i	250	20-23	----		821	----	----	930	----	941703
TE 250i	250	18-19	----		821	----	----	930	----	941703
TE 300	300	14-16	----	922		----	----		----	----
TE 300	300	17-17	----	999	827	----	----	932	----	941703
TE 300	300	18-18	----		821	----	----	930	----	941703
TE 300	300	24-24	----	999	827	----	----	932	----	----
TE 300 & i	300	18-23	----		821	----	----	930	----	941703
TE 450	450	04-05	941527			----	941527		----	941701
TE 450	450	06-07	941527			----	941527		----	941701
TE 450	450	08-11	941527			----	941527		----	941701

— RENTHAL HANDLEBARS CONTINUED —

-DIRT HANDLEBARS continued

BIKE MODEL	CAPACITY	Year	OE BAR-MOUNT	TWINWALL	FATBAR 28.6mm	28.6mm Fatbar Mount 5mm Off set	28.6mm Fatbar Mount Zero Off set	FATBAR 36mm	36mm Fatbar Mount 5mm Off Set	36mm Fatbar Mount Zero Off Set
HUSABERG continued										
DIRT										
TE 510	510	05-06	941527			----	941527		----	941701
TE 570	570	04-04	941527			----	941527		----	941701
TE 610E	610	99-06	941527			----	941527		----	941701
TE CL0630	630	10-11	941527			----	941527		----	941701
TX 125	125	17-17	----	999	827	----	----	932	----	941703
TX 125	125	18-18	----		821	----	----	930	----	941703
TX 300	300	17-17	----	999	827	----	----	932	----	941703
TX 300	300	18-19	----	999	827	----	----	932	----	941705
TX 300	300	23-23	----	999	827	----	----	932	----	941778
TX 300	300	24-24	----	999	827	----	----	932	----	941778
TX 300i	300	20-22	----	999	827	----	----	932	----	941705
WR 125	125	98-13	941527			----	941527		----	941701
WR 250	250	98-12	941527			----	941527		----	941701
HUSQVARNA										
DIRT										
701 Enduro	690	22-22	----		819	----	----		----	
FS 450	450	18-22	----	999	827	----	----	932	----	941703
FS 450	450	23-24	----	999	827	----	----	932	----	941778
KAWASAKI										
DIRT										
KDX 200	200	84-88	----	997	604	----	----	931	----	----
KDX 200	200	89-94	----	997	604	----	----	931	----	----
KDX 220	220	97-06	----	997	604	----	----	931	----	----
KDX 250	250	91-94	----	997	604	----	----	930	----	----
KLX 110	110	02-02	----		671	----	----		----	----
KLX 110	110	03-09	----		671	----	----		----	----
KLX 110	110	10-17	----			----	----		----	----
KLX 110 & L	110	19-23	----			----	----		----	----
KLX 140	140	08-09	----			----	----		----	----
KLX 140	140	11-23	941525			941525	941528		941702	941706
KLX 140G	140	17-23	----			----	----		----	----
KLX 140L	140	08-09	----			----	----		----	----
KLX 140L	140	11-23	941525			941525	941528		941702	941706
KLX 230 & R	230	20-22	----			----	----		----	----
KLX 230R S	230	23-23	----			----	941526		----	----
KLX 250	250	20-20	----			----	----		----	----
KLX 250	250	94-98	----	997	604	----	----	931	----	----
KLX 250R	250	94-96	----	997	604	----	----	931	----	----

— RENTHAL HANDLEBARS CONTINUED —

-DIRT HANDLEBARS continued

BIKE MODEL	CAPACITY	Year	OE BAR-MOUNT	TWINWALL	FATBAR 28.6mm	28.6mm Fatbar Mount 5mm Off set	28.6mm Fatbar Mount Zero Off set	FATBAR 36mm	36mm Fatbar Mount 5mm Off Set	36mm Fatbar Mount Zero Off Set
KAWASAKI CONTINUED										
DIRT										
KLX 250S	250	06-07	----			----	----		----	----
KLX 250S	250	09-10	----			----	----		----	----
KLX 250S	250	12-17	----			----	----		----	----
KLX 300R	300	03-07	----	997	604	----	----	930	----	----
KLX 300R	300	20-22	----			----	----		----	----
KLX 300R	300	97-02	----	997	604	----	----	931	----	----
KLX 300SM	300	22-23	----			----	941526		----	941704
KLX 450F	450	17-17	941526	997	604	----	941526	931	----	941704
KLX 450R	450	09-17	941526	997	604	----	941526	931	----	941704
KLX 450R	450	18-18	941526	997	604	----	941526	931	----	941704
KLX 450R	450	19-20	941526	997	604	----	941526	931	----	941704
KLX 450R	450	21-22	----	997	604	----	----	931	----	----
KLX 650/R	650	93-96	----			----	----		----	----
KX 100	100	11-13	----	923	671	----	----		----	----
KX 100	100	14-21	941525	923	671	941525	941528		941702	941706
KX 100	100	20-20	941525	923	671	941525	941528		941702	941706
KX 100	100	87-88	----	923	671	----	----		----	----
KX 100	100	89-90	----	923	671	----	----		----	----
KX 100	100	91-96	----	923	671	----	----		----	----
KX 100	100	96-96	----	923	671	----	----		----	----
KX 100	100	97-97	----	923	671	----	----		----	----
KX 100	100	98-10	----	923	671	----	----	931	----	----
KX 112	112	23-23	----	923	671	941525	941528		941702	941706
KX 125	125	00-02	----	997	604	----	----	930	----	----
KX 125	125	03-03	941525	997	604	941525	941528	931	941702	941706
KX 125	125	04-04	941525	997	604	941525	941528	931	941702	941706
KX 125	125	05-05	941525	997	604	941525	941528	931	941702	941706
KX 125	125	06-06	941525	997	604	941525	941528	931	941702	941706
KX 125	125	07-07	941525	997	604	941525	941528	931	941702	941706
KX 125	125	08-08	941525	997	604	941525	941528	931	941702	941706
KX 125	125	85-89	----	997	604	----	----	931	----	----
KX 125	125	90-91	----	997	604	----	----	931	----	----
KX 125	125	92-95	----	997	604	----	----	931	----	----
KX 125	125	96-97	----	997	604	----	----	931	----	----
KX 125	125	98-99	----	997	604	----	----	931	----	----
KX 250	250	19-20	941526	997	604	----	941526	931	----	941704
KX 250	250	21-23	941526	997	604	----	941526	931	----	941704
KX 250 (2-Stroke)	250	02-05	----	997	604	----	----	933	----	----

— RENTHAL HANDLEBARS CONTINUED —

-DIRT HANDLEBARS continued

BIKE MODEL	CAPACITY	Year	OE BAR-MOUNT	TWINWALL	FATBAR 28.6mm	28.6mm Fatbar Mount 5mm Off set	28.6mm Fatbar Mount Zero Off set	FATBAR 36mm	36mm Fatbar Mount 5mm Off Set	36mm Fatbar Mount Zero Off Set
KAWASAKI CONTINUED										
DIRT										
KX 250 (2-Stroke)	250	06-08	941525	997	604	941525	941528	931	941702	941706
KX 250 (2-Stroke)	250	87-89	----	997	604	----	----	931	----	----
KX 250 (2-Stroke)	250	90-91	----	997	604	----	----	931	----	----
KX 250 (2-Stroke)	250	92-98	----	997	604	----	----	931	----	----
KX 250 (2-Stroke)	250	99-01	----	997	604	----	----	931	----	----
KX 250F	250	04-05	----	997	604	----	----	933	----	----
KX 250F	250	06-08	941525	997	604	941525	941528	931	941702	941706
KX 250F	250	09-09	941526	997	604	----	941526	931	----	941704
KX 250F	250	10-10	941526	997	604	----	941526	931	----	941704
KX 250F	250	11-13	941526	997	604	----	941526	931	----	941704
KX 250F	250	14-15	941526	997	604	----	941526	931	----	941704
KX 250F	250	16-19	941526	997	604	----	941526	931	----	941704
KX 250X and XC	250	21-23	941526	997	604	----	941526	931	----	941704
KX 450	450	19-20	941526	997	604	----	941526	931	----	941704
KX 450	450	21-23	941526	997	604	----	941526	931	----	941704
KX 450F	450	06-08	941525	997	604	941525	941528	931	941702	941706
KX 450F	450	09-12	941526	997	604	----	941526	931	----	941704
KX 450F	450	13-15	941526	997	604	----	941526	931	----	941704
KX 450F	450	16-18	941526	997	604	----	941526	931	----	941704
KX 450X	450	23-23	941526	997	604	----	941526	931	----	941704
KX 450XC	450	22-22	----	997	604	----	----	931	----	----
KX 500	500	87-04	----	997	604	----	----	930	----	----
KX 60	60	86-01	----			----	----		----	----
KX 65	65	00-01	----			----	----		----	----
KX 65	65	02-19	----			----	----		----	----
KX 65	65	20-20	----			----	----		----	----
KX 65	65	21-24	----			----	----		----	----
KX 80	80	00-00	----	923	671	----	----		----	----
KX 80	80	88-97	----	923	671	----	----		----	----
KX 80	80	98-99	----	923	671	----	----		----	----
KX 80 (19/16)	80	91-97	----	923	671	----	----		----	----
KX 80 (19/16)	80	98-00	----	923	671	----	----		----	----
KX 85	85	01-13	----	923	671	----	----		----	----
KX 85	85	14-22	----	923	671	941525	941528		941702	941706
KX 85	85	20-20	----	923	671	941525	941528		941702	941706
KX 85	85	23-24	----	923	671	941525	941528		941702	941706
KX 85 (19/16)	85	01-19	----	923	671	941525	941528		941702	941706
KX 85L	85	22-24	----	923	671	941525	941528		941702	941706

— RENTHAL HANDLEBARS CONTINUED —

-DIRT HANDLEBARS continued

BIKE MODEL	CAPACITY	Year	OE BAR-MOUNT	TWINWALL	FATBAR 28.6mm	28.6mm Fatbar Mount 5mm Off set	28.6mm Fatbar Mount Zero Off set	FATBAR 36mm	36mm Fatbar Mount 5mm Off Set	36mm Fatbar Mount Zero Off Set
KAWASAKI CONTINUED										
DIRT										
KX 85-II	85	20-20	----	923	671	941525	941528		941702	941706
KTM										
DIRT										
105 SX	105	07-10	----	923	671	----	----		----	----
105 SX	105	11-11	----	923	671	----	----		----	----
125 EXC	125	04-11	----	994	822	----	----	930	----	----
125 EXC	125	14-16	----	994	604	----	----	930	----	----
125 EXC & Six Days	125	17-17	----	996	609	----	----	933	----	941703
125 SX	125	04-08	----	827	822	----	----	930	----	
125 SX	125	09-12	----	994	604	----	----	934	----	
125 SX	125	13-13	----	994	604	----	----	933	----	941703
125 SX	125	14-15	----	994	604	----	----	933	----	941703
125 SX	125	16-17	----	999	827	----	----	932	----	941705
125 SX	125	18-19	----	999	827	----	----	932	----	941705
125 SX	125	20-22	----	999	827	----	----	932	----	941705
125 SX	125	23-23	----	999	827	----	----	932	----	941778
125 SX	125	24-24	----	999	827	----	----	932	----	
125 XC	125	21-22	----	999	827	----	----	932	----	941705
125 XC	125	23-24	----	999	827	----	----	932	----	941778
125 XC-W	125	17-17	----	999	827	----	----	932	----	941703
125 XC-W	125	18-19	----	999	827	----	----	932	----	941703
144 SX	144	08-11	----	994	604	----	----	930	----	
150 EXC	150	24-24	----	999	827	----	----	932	----	941778
150 EXC & TPI	150	20-23	----	999	827	----	----	932	----	941703
150 SX	150	09-12	----	996	821	----	----	934	----	
150 SX	150	13-13	----	996	821	----	----	933	----	941703
150 SX	150	14-15	----	996	821	----	----	933	----	941703
150 SX	150	16-22	----	999	827	----	----	932	----	941705
150 XC	150	10-12	----	994	609	----	----	934	----	
150 XC	150	13-13	----	994	604	----	----	930	----	941703
150 XC	150	14-14	----	994	604	----	----	930	----	941703
150 XC-W	150	17-19	----	999	827	----	----	932	----	941703
150 XC-W & TPI	150	21-23	----	999	827	----	----	932	----	941703
200 EXC	200	14-15	----	994	604	----	----	930	----	941703
200 EXC	200	16-16	----	999	827	----	----	932	----	----
200 EXC/XC/XC-W	200	04-11	----	994	822	----	----	930	----	----

— RENTHAL HANDLEBARS CONTINUED —

-DIRT HANDLEBARS continued

BIKE MODEL	CAPACITY	Year	OE BAR-MOUNT	TWINWALL	FATBAR 28.6mm	28.6mm Fatbar Mount 5mm Off set	28.6mm Fatbar Mount Zero Off set	FATBAR 36mm	36mm Fatbar Mount 5mm Off Set	36mm Fatbar Mount Zero Off Set
KTM CONTINUED										
DIRT										
200 SX	200	03-06	----	994	822	----	----	930	----	----
200 XC/XC-W	200	09-11	----	994	609	----	----	934	----	----
200 XC/XC-W	200	14-14	----		822	----	----	933	----	941703
200 XC/XC-W	200	15-16	----		826	----	----	933	----	----
250 EXC	250	14-15	----	994	604	----	----	930	----	941703
250 EXC	250	24-24	----	999	827	----	----	932	----	941778
250 EXC & Six Days	250	17-17	----	999	827	----	----	932	----	941703
250 EXC & Six Days TPI	250	18-18	----	918	827	----	----	931	----	941703
250 EXC & TPI	250	19-23	----	999	827	----	----	932	----	941703
250 EXC (AU/EU)	250	16-16	----	994	604	----	----	930	----	----
250 EXC Six Days	250	24-24	----	918	827	----	----	931	----	941778
250 EXC Six Days & TPI	250	22-23	----	918	827	----	----	931	----	----
250 EXC Six days TPI	250	21-21	----	918	827	----	----	931	----	941703
250 EXC/XC/XC-F	250	03-03	----			----	----		----	----
250 EXC/XC/XC-F	250	04-04	----	994	822	----	----	930	----	----
250 EXC/XC/XC-F	250	05-11	----	994	822	----	----	930	----	----
250 EXC/XC/XC-W	250	04-04	----			----	----		----	----
250 EXC-F	250	07-11	----	994	822	----	----	930	----	----
250 EXC-F	250	14-15	----	994	604	----	----	930	----	941703
250 EXC-F	250	21-23	----	999	827	----	----	932	----	941703
250 EXC-F	250	24-24	----	999	827	----	----	932	----	941778
250 EXC-F & Six Days	250	17-20	----	999	827	----	----	932	----	941703
250 EXC-F SIX DAYS	250	21-21	----	918	827	----	----	931	----	941703
250 EXC-F Six Days	250	24-24	----	918	827	----	----	931	----	941778
250 EXC-F(AU/EU/US)	250	16-16	----	999	827	----	----	932	----	----
250 SX	250	04-08	----	994	822	----	----	930	----	----
250 SX	250	09-12	----	994	609	----	----	934	----	----
250 SX	250	13-13	----	994	609	----	----	933	----	941703
250 SX	250	14-15	----	994	609	----	----	933	----	941703
250 SX	250	16-19	----	999	827	----	----	932	----	941705
250 SX	250	20-22	----	999	827	----	----	932	----	941705
250 SX	250	23-24	----	999	827	----	----	932	----	941778
250 SX-F	250	06-08	----	994	822	----	----	930	----	----
250 SX-F	250	09-12	----	994	609	----	----	934	----	----
250 SX-F	250	13-13	----	994	609	----	----	933	----	941703
250 SX-F	250	14-15	----	994	609	----	----	933	----	941703

— RENTHAL HANDLEBARS CONTINUED —

-DIRT HANDLEBARS continued

BIKE MODEL	CAPACITY	Year	OE BAR-MOUNT	TWINWALL	FATBAR 28.6mm	28.6mm Fatbar Mount 5mm Off set	28.6mm Fatbar Mount Zero Off set	FATBAR 36mm	36mm Fatbar Mount 5mm Off Set	36mm Fatbar Mount Zero Off Set
KTM CONTINUED										
DIRT										
250 SX-F	250	16-18	----	999	827	----	----	932	----	941705
250 SX-F	250	19-19	----	999	827	----	----	932	----	941705
250 SX-F	250	20-22	----	999	827	----	----	932	----	941705
250 SX-F	250	23-24	----	999	827	----	----	932	----	941778
250 SX-F CKD	250	23-23	----	999	827	----	----	932	----	941778
250 XC	250	17-17	----	999	827	----	----	932	----	941703
250 XC	250	18-19	----	999	827	----	----	932	----	941703
250 XC	250	23-23	----	999	827	----	----	932	----	941778
250 XC	250	24-24	----	999	827	----	----	932	----	941778
250 XC TPI	250	21-22	----	999	827	----	----	932	----	941705
250 XC(EU/US)	250	15-15	----	994	609	----	----	933	----	941703
250 XC/XC-W	250	09-13	----	994	609	----	----	934	----	----
250 XC/XC-W	250	16-16	----	994	604	----	----	930	----	----
250 XC-F	250	11-11	----	994	604	----	----	934	----	----
250 XC-F	250	14-15	----	994	609	----	----	933	----	941703
250 XC-F	250	19-19	----	999	827	----	----	932	----	941705
250 XC-F	250	21-24	----	999	827	----	----	932	----	941705
250 XC-F/XC-F-W	250	09-10	----	994	609	----	----	934	----	----
250 XCF-W	250	11-12	----	994	604	----	----	934	----	----
250 XCF-W	250	13-13	----	994	604	----	----	930	----	941703
250 XC-W	250	15-15	----	994	609	----	----	933	----	941703
250 XC-W	250	17-18	----	999	827	----	----	932	----	941703
250 XC-W & TPI	250	22-23	----	999	827	----	----	932	----	----
250 XC-W TPI	250	19-21	----	999	827	----	----	932	----	941703
250F Freeride	250	18-19	----	999	827	----	----	932	----	----
300 EXC	300	14-16	----	994	604	----	----	930	----	----
300 EXC	300	17-17	----	994	604	----	----	930	----	941703
300 EXC	300	22-23	----	999	827	----	----	932	----	941703
300 EXC	300	24-24	----	999	827	----	----	932	----	941778
300 EXC CKD BR	300	21-21	----	999	827	----	----	932	----	941703
300 EXC CKD BR	300	23-23	----	999	827	----	----	932	----	941703
300 EXC HardEnduro	300	24-24	----	999	827	----	----	932	----	941778
300 EXC Six Days	300	23-23	----	918	827	----	----	931	----	941703
300 EXC Six Days	300	24-24	----	918	827	----	----	931	----	941778
300 EXC Six Days TPI	300	18-18	----	918	827	----	----	931	----	941703
300 EXC Six Days TPI & CKD CN	300	21-21	----	918	827	----	----	931	----	941703

— RENTHAL HANDLEBARS CONTINUED —

-DIRT HANDLEBARS continued

BIKE MODEL	CAPACITY	Year	OE BAR-MOUNT	TWINWALL	FATBAR 28.6mm	28.6mm Fatbar Mount 5mm Off set	28.6mm Fatbar Mount Zero Off set	FATBAR 36mm	36mm Fatbar Mount 5mm Off Set	36mm Fatbar Mount Zero Off Set
KTM CONTINUED										
DIRT										
300 EXC TPI & Erzbergrodeo	300	18-22	----	999	827	----	----	932	----	941703
300 EXC/XC/XC-W	300	05-08	----	994	822	----	----	930	----	----
300 SX	300	23-24	----	999	827	----	----	932	----	941778
300 XC	300	14-14	----	994	609	----	----	933	----	941703
300 XC	300	18-18	----	999	827	----	----	932	----	941705
300 XC	300	23-23	----	999	827	----	----	932	----	941778
300 XC	300	24-24	----	999	827	----	----	932	----	941778
300 XC TPI	300	20-22	----	999	827	----	----	932	----	941705
300 XC/XC-W	300	09-13	----	994	609	----	----	934	----	----
300 XC/XC-W	300	15-16	----	994	604	----	----	930	----	----
300 XC-W	300	14-14	----			----	----		----	941703
300 XC-W	300	16-16	----	999	827	----	----	932	----	941703
300 XC-W	300	18-18	----			----	----		----	941703
300 XC-W & TPI	300	21-23	----	999	827	----	----	932	----	941703
300 XC-W HardEnduro	300	24-24	----	999	827	----	----	932	----	941778
300 XC-W Six Days (US)	300	18-18	----	918	827	----	----	931	----	941703
300 XC-W TPI	300	19-19	----	999	827	----	----	932	----	941703
300 XC-W TPI	300	20-20	----	999	827	----	----	932	----	941703
350 EXC-F	350	16-16	----	999	827	----	----	932	----	----
350 EXC-F	350	17-23	----	999	827	----	----	932	----	941703
350 EXC-F	350	24-24	----	999	827	----	----	932	----	941778
350 EXC-F (AU/BR/EU/US)	350	14-15	----	994	604	----	----	930	----	941703
350 EXC-F (Dual Sport)	350	12-12	----	994	604	----	----	934	----	941703
350 EXC-F IKD	350	23-23	----	999	827	----	----	932	----	941703
350 EXC-F Six Days	350	17-17	----	918	827	----	----	931	----	941703
350 EXC-F Six Days	350	18-18	----	918	827	----	----	931	----	941703
350 EXC-F Six Days	350	21-21	----	918	827	----	----	931	----	941703
350 EXC-F Six Days	350	24-24	----	918	827	----	----	931	----	941778
350 SX-F	350	10-12	----	994	604	----	----	934	----	----
350 SX-F	350	13-13	----	994	604	----	----	930	----	941703
350 SX-F	350	14-15	----	994	604	----	----	933	----	941703
350 SX-F	350	16-17	----	999	827	----	----	932	----	941705
350 SX-F	350	18-22	----	999	827	----	----	932	----	941705
350 SX-F	350	23-23	----	999	827	----	----	932	----	941778
350 SX-F	350	24-24	----	999	827	----	----	932	----	----
350 XC-F	350	11-11	----	994	604	----	----	934	----	----

— RENTHAL HANDLEBARS CONTINUED —

-DIRT HANDLEBARS continued

BIKE MODEL	CAPACITY	Year	OE BAR-MOUNT	TWINWALL	FATBAR 28.6mm	28.6mm Fatbar Mount 5mm Off set	28.6mm Fatbar Mount Zero Off set	FATBAR 36mm	36mm Fatbar Mount 5mm Off Set	36mm Fatbar Mount Zero Off Set
KTM CONTINUED										
DIRT										
350 XC-F	350	14-15		994	604			933		941703
350 XC-F	350	23-24		999	827			932		941778
350 XC-F (US)	350	17-22		999	827			932		941703
350 XC-F/XCF-W	350	13-13		994	609			933		941703
350 XCF-W	350	12-12		994	604			934		941703
350 XCF-W (US)	350	20-22		999	827			932		941703
350EXC-F Six Days CKD CN	350	21-21		918	827			931		941703
400 XC-W	400	09-10		994	609			934		
450 EXC/XC/XC-W	450	03-03		994	826			934		
450 EXC/XC/XC-W	450	04-08			821			930		
450 EXC-F	450	16-16		999	827			932		
450 EXC-F	450	17-18		999	827			932		941703
450 EXC-F	450	20-20		999	827			932		941703
450 EXC-F	450	21-23		999	827			932		941703
450 EXC-F	450	24-24		999	827			932		941778
450 EXC-F Six Days	450	17-21		918	827			931		941703
450 EXC-F Six Days	450	24-24		918	827			931		941778
450 Rally Factory Replica	450	21-21			828					
450 Rally Factory Replica/ Race Replica	450	22-23			828					
450 SMR	450	06-06		994	826			930		
450 SMR	450	22-22		999	827			932		
450 SMR	450	23-24		999	827			932		941778
450 SX-F	350	24-24		999	827			932		
450 SX-F	450	03-03		994	826			934		
450 SX-F	450	04-08		994	822			930		
450 SX-F	450	09-12		994	609			934		
450 SX-F	450	12-12		994	609			933		941703
450 SX-F	450	13-13		994	609			930		941703
450 SX-F	450	14-15		994	609			933		941703
450 SX-F	450	16-19		999	827			932		941705
450 SX-F	450	20-22		999	827			932		941705
450 SX-F	450	23-23		999	827			932		941778
450 XC-F	450	23-23		999	827			932		941778
450 XC-F	450	24-24		999	827			932		941778
450 XC-F (US)	450	09-09		994	609			934		

— RENTHAL HANDLEBARS CONTINUED —

-DIRT HANDLEBARS continued

BIKE MODEL	CAPACITY	Year	OE BAR-MOUNT	TWINWALL	FATBAR 28.6mm	28.6mm Fatbar Mount 5mm Off set	28.6mm Fatbar Mount Zero Off set	FATBAR 36mm	36mm Fatbar Mount 5mm Off Set	36mm Fatbar Mount Zero Off Set
KTM CONTINUED										
DIRT										
450 XC-F (US)	450	13-13		994	609			933		941703
450 XC-F (US)	450	14-14								941703
450 XC-F (US)	450	16-16		999	827			932		
450 XC-F (US)	450	18-18		999	827			932		941705
450 XC-F (US)	450	20-21		999	827			932		941705
450 XC-F (US)	450	22-22		999	827			932		
450 XCF-W	450	24-24		999	827			932		941778
450 XC-W	450	09-09		994	609			934		
450 XC-W	450	10-13		994	609			934		
450 XC-W	450	14-14								941703
450 XCW-F	450	23-22		999	827			932		941703
50 SX	50	06-06								
50 SX	50	10-13								
50 SX	50	14-19								
50 SX	50	20-20								
50 SX Mini	50	09-13								
50 SX Mini	50	14-20								
50 SXS	50	11-13								
50 SXS	50	14-18								
500 EXC-F	500	14-15			822			930		941703
500 EXC-F	500	16-19		999	827			932		941703
500 EXC-F	500	20-20		999	827			932		941703
500 EXC-F	500	21-23		999	827			932		941703
500 EXC-F	500	24-24		999	827			932		941778
500 EXC-F Six Days	500	18-18		918	827			931		941703
500 EXC-F Six Days	500	24-24		918	827			931		941778
500 XCF-W	500	20-20		999	827			932		941703
500 XCF-W	500	21-22		999	827			932		941703
500 XC-W	500	12-12		994	609			934		941703
500 XC-W	500	13-13		994	609			933		941703
505 SX-F/XC-F	505	08-09		999	827			932		
505 XC-F	505	08-09		994	609			934		
525 EXC	525	03-09		994	822			930		
525 SX	525	03-06		994	822			930		
530 XC-W	530	09-09		994	609			934		
530 XC-W	530	10-11		994	609			934		

— RENTHAL HANDLEBARS CONTINUED —

-DIRT HANDLEBARS continued

BIKE MODEL	CAPACITY	Year	OE BAR-MOUNT	TWINWALL	FATBAR 28.6mm	28.6mm Fatbar Mount 5mm Off set	28.6mm Fatbar Mount Zero Off set	FATBAR 36mm	36mm Fatbar Mount 5mm Off Set	36mm Fatbar Mount Zero Off Set
KTM CONTINUED										
DIRT										
640 LC4-E Enduro	640	00-06			672					
65 SX	65	03-03								
65 SX	65	04-08								
65 SX	65	09-10								
65 SX	65	11-12								
65 SX	65	13-20								
65 SX	65	98-02								
85 SX (17/14)	85	04-09		923	671					
85 SX (17/14)	85	10-10		923	671					
85 SX (17/14)	85	11-11		923	671					
85 SX (17/14)	85	12-12		923	671					
85 SX (17/14)	85	13-17								
85 SX (17/14)	85	18-19								941703
85 SX (17/14)	85	20-20								941703
85 SX (17/14)	85	21-24								941703
85 SX (19/16)	85	04-09		923	671					
85 SX (19/16)	85	10-10		923	671					
85 SX (19/16)	85	11-12		923	671					
85 SX (19/16)	85	13-17								
85 SX (19/16)	85	18-24								941703
Freeride E-XC	E	13-18								
Freeride E-XC	E	19-20		999	827			932		
Freeride E-XC	E	21-23		999	827			932		
Freeride E-XC NG	E	18-18		999	827			932		941703
KTM										
DUAL SPORT										
450 EXC (Dual Sport)	450	08-12		994	609			934		
450 EXC-F	450	15-15			822					
500 EXC (Dual Sport)	500	12-12		994	609			934		
500 EXC (US)	500	13-13		994	609			934		
500 EXC (US)	500	14-15		994	604			930		
530 EXC (Dual Sport)	530	08-11		994	609			934		
690 Enduro R	690	19-20								941705
690 Enduro R	690	23-23								941705
690 SMC R	690	20-23								941705

— RENTHAL HANDLEBARS CONTINUED —

-DIRT HANDLEBARS continued

BIKE MODEL	CAPACITY	Year	OE BAR-MOUNT	TWINWALL	FATBAR 28.6mm	28.6mm Fatbar Mount 5mm Off set	28.6mm Fatbar Mount Zero Off set	FATBAR 36mm	36mm Fatbar Mount 5mm Off Set	36mm Fatbar Mount Zero Off Set
MONTESA										
DIRT										
Cota 314 R	314	94-96								
Cota 315 R	315	01-02								
Cota 315 R	315	97-00								
Cota 4RT	250	05-09			829					
Cota 4RT	260	12-12			829					
Cota 4RT	260	14-17								
SHERCO										
DIRT										
125 SC-R	125	19-19		918	827			931		941703
125 SC-R	125	19-19		918	827			931		941703
125 SE Factory	125	21-22			821			930		
125 SE-R	125	18-21								941703
125 ST Factory	125	22-22			829					
125 TY	125	22-22			829					
250 SCF-R	250	19-19		918	827			931		941703
250 SE Factory	250	22-22			821			930		
250 SE Racing	250	21-22			821			930		
250 SEF Factory	250	22-22			821			930		
250 SEF-R	250	17-18								941703
250 SEF-R	250	19-21								941703
250 SE-R	250	16-18								
250 SE-R	250	19-19		918	827			931		941703
250 ST Factory	250	22-22			829					
300 SE Factory	300	22-22			821			930		
300 SE Racing	300	21-22			821			930		
300 SEF Factory	300	22-22			821			930		
300 SEF Racing	300	22-22			821			930		
300 ST Factory	300	22-22			829					
450 SCF-R	450	19-19								941703
450 SEF Factory	450	22-22			821			930		
450 SEF-R	450	14-18								
450 SEF-R	450	19-19								941703
450 SEF-R Racing & Factory	450	21-21			821			930		
500 SCF-R	500	19-19								941703
500 SEF-R	500	19-19								941703
500 SEF-R Factory	500	21-21			821			930		

— RENTHAL HANDLEBARS CONTINUED —

-DIRT HANDLEBARS continued

BIKE MODEL	CAPACITY	Year	OE BAR-MOUNT	TWINWALL	FATBAR 28.6mm	28.6mm Fatbar Mount 5mm Off set	28.6mm Fatbar Mount Zero Off set	FATBAR 36mm	36mm Fatbar Mount 5mm Off Set	36mm Fatbar Mount Zero Off Set
SHERCO CONTINUED										
DIRT										
50CC SM RS	50	22-22			814					
SUZUKI										
DIRT										
DR 350	350	90-93			604			931		
DR 350	350	91-93			604			931		
DR 350	350	94-95			604			931		
DR 350	350	94-99			604			931		
DR 350	350	96-98			604			931		
DR-Z 110	110	04-06			671			934		
DR-Z 250	250	04-07			604			931		
DR-Z 400E	400	00-11			604			934		
RM 125	125	00-03		997	604			934		
RM 125	125	04-05		997	604			930		
RM 125	125	06-11		997	604			934		
RM 125	125	88-91		997	604			934		
RM 125	125	92-96		997	604			934		
RM 125	125	97-99		997	604			934		
RM 250	250	00-00		997	604			934		
RM 250	250	01-03		997	604			934		
RM 250	250	04-04		997	604			931		
RM 250	250	05-05		997	604			934		
RM 250	250	06-11		997	604			934		
RM 250	250	89-95		997	604			934		
RM 250	250	96-97		997	604			934		
RM 250	250	98-98		997	604			934		
RM 250	250	99-99		997	604			934		
RM 65	65	03-05								
RM 80	80	89-01		923	671					
RM 85	85	02-04		923	671					
RM 85	85	05-22		923	671					
RM 85L (19/16)	85	02-03		923	671					
RM 85L (19/16)	85	04-04		923	671					
RM 85L (19/16)	85	05-19		923	671					
RMX 250	250	89-90		997	604			931		
RMX 250	250	91-01		997	604			930		
RMX 450Z	450	10-10	941527	999	604		941527	934		941701

— RENTHAL HANDLEBARS CONTINUED —

-DIRT HANDLEBARS continued

BIKE MODEL	CAPACITY	Year	OE BAR-MOUNT	TWINWALL	FATBAR 28.6mm	28.6mm Fatbar Mount 5mm Off set	28.6mm Fatbar Mount Zero Off set	FATBAR 36mm	36mm Fatbar Mount 5mm Off Set	36mm Fatbar Mount Zero Off Set
SUZUKI CONTINUED										
DIRT										
RMX 450Z	450	17-19	941527	999	604		941527	934		941701
RM-Z 250	250	04-06		997	604			933		
RM-Z 250	250	07-09	941527	997	604		941527	934		941701
RM-Z 250	250	10-12	941527	999	604		941527	934		941701
RM-Z 250	250	13-15	941527	999	604		941527	934		941701
RM-Z 250	250	16-17	941527	999	604		941527	934		941701
RM-Z 250	250	19-22	941527	999	827		941527	932		941701
RM-Z 450	450	05-05		997	604			934		
RM-Z 450	450	06-07		997	604			934		
RM-Z 450	450	08-09	941527	997	604		941527	934		941701
RM-Z 450	450	10-12	941527	999	604		941527	934		941701
RM-Z 450	450	13-14	941527	999	604		941527	934		941701
RM-Z 450	450	15-17	941527	999	604		941527	934		941701
RM-Z 450	450	18-22	941527	999	827		941527	932		941701
TM RACING										
DIRT										
MX 450 F	450	03-13		999	603			931		
MX 530 F	530	04-13		999	603			931		
2T 100 MX-J	100	20-20								
2T 125 EN	125	20-20								
2T 125 FI EN	125	20-20								
2T 125 FI SMR	125	20-20					941527			
2T 125 MX	125	20-20								
2T 125 SMR	125	20-20					941527			
2T 250 EN	250	20-20								
2T 250 FI EN	250	20-20								
2T 250 MX	250	20-20								
2T 300 EN	300	20-20								
2T 300 Fi EN	300	20-20		999	827			932		
2T 300 Fi SMR	300	20-20								
2T 85 MX-J	85	20-20								
2T 85 SMX-J	85	20-20								
4T 250 EN Twin	250	20-20								
4T 250 MX Twin	250	20-20								
4T 300 EN Twin	300	20-20								
4T 300 MX Twin	300	20-20								

— RENTHAL HANDLEBARS CONTINUED —

-DIRT HANDLEBARS continued

BIKE MODEL	CAPACITY	Year	OE BAR-MOUNT	TWINWALL	FATBAR 28.6mm	28.6mm Fatbar Mount 5mm Off set	28.6mm Fatbar Mount Zero Off set	FATBAR 36mm	36mm Fatbar Mount 5mm Off Set	36mm Fatbar Mount Zero Off Set
TM RACING CONTINUED										
DIRT										
4T 450FI SM	450	20-20								
4T 530 Fi SM	530	20-20					941527			
VERTIGO										
DIRT										
Busto Replica 250	250	21-21			829					
Busto Replica 280	280	21-21			829					
Combat Vertical 125	125	21-21			829					
Combat Vertical 200	200	21-21			829					
Combat Vertical Works 250	250	20-20			829					
DL-R 125	125	23-23			829					
DL-R 225	225	23-23			829					
DL-R 250	250	23-23			829					
DL-R 280	280	23-23			829					
DL-R 300	300	23-23			829					
Dougie Lampkin Replica 250	250	21-21			829					
Dougie Lampkin Replica 280	280	21-21			829					
Dougie Lampkin Replica 300	300	21-20			829					
JB-R 125	125	22-22			829					
JB-R 200	200	22-22			829					
JB-R 250	250	22-22			829					
JB-R 280	280	22-22			829					
JB-R 300	300	22-22			829					
Nitro 125	125	23-23			829					
Nitro 250	250	23-23			829					
Nitro 280	250	23-23			829					
Nitro 300	250	23-23			829					
Nitro Works 125	125	22-22			829					
Nitro Works 200	125	22-22			829					
Nitro Works 250	250	22-22			829					
Nitro Works 280	280	22-22			829					
Nitro Works 300	300	22-22			829					
Titanium R 250	250	22-22			829					
Titanium R 280	280	22-22			829					
Titanium R 300	300	22-22			829					

— RENTHAL HANDLEBARS CONTINUED —

-DIRT HANDLEBARS continued

BIKE MODEL	CAPACITY	Year	OE BAR-MOUNT	TWINWALL	FATBAR 28.6mm	28.6mm Fatbar Mount 5mm Off set	28.6mm Fatbar Mount Zero Off set	FATBAR 36mm	36mm Fatbar Mount 5mm Off Set	36mm Fatbar Mount Zero Off Set
YAMAHA										
DIRT										
TTR 125	125	00-01								
TTR 125	125	02-11								
TTR 125L	125	00-01								
TTR 125LE	125	23-23								
WR 250	250	97-97		997	602			933		
WR 250	250	98-98		997	602			933		
WR 250F	250	01-02		998	603			933		
WR 250F	250	03-04		998	603			933		
WR 250F	250	05-06		999	672			934		
WR 250F	250	07-07		997	604			933		
WR 250F	250	08-09		997	604			933		
WR 250F	250	11-13		921	604			933		
WR 250F	250	15-16	941525	921	604	941525	941528	934	941702	941706
WR 250F	250	17-19	941525	921	604	941525	941528	933	941702	941706
WR 250F	250	20-22	941525	921	602	941525	941528	930	941702	941706
WR 250F	250	23-23	941525	921	602	941525	941528	930	941702	941706
WR 400F	400	98-98		997	602			933		
WR 400F	400	99-00		997	602			933		
WR 426F	426	00-02		997	602			933		
WR 450F	450	03-04		997	602			933		
WR 450F	450	05-06		999	672			934		
WR 450F	450	07-07		997	604			933		
WR 450F	450	08-09		921	604			933		
WR 450F	450	11-15		921	604			933		
WR 450F	450	16-18	941525	921	604	941525	941528	933	941702	941706
WR 450F	450	19-22	941525	921	602	941525	941528	930	941702	941706
WR 450F	450	23-23	941525	921	602	941525	941528	930	941702	941706
YZ 125	125	02-02		997	602			934		
YZ 125	125	03-04		997	602			934		
YZ 125	125	05-06		999	602			934		
YZ 125	125	07-07		997	604			933		
YZ 125	125	08-13		921	604			933		
YZ 125	125	14-20	941529	921	604		941529	933		941704
YZ 125	125	21-21	941529	996	821		941529	934		941704
YZ 125	125	22-22		921	604			933		
YZ 125	125	23-24		921	604		941526	933		

— RENTHAL HANDLEBARS CONTINUED —

-DIRT HANDLEBARS continued

BIKE MODEL	CAPACITY	Year	OE BAR-MOUNT	TWINWALL	FATBAR 28.6mm	28.6mm Fatbar Mount 5mm Off set	28.6mm Fatbar Mount Zero Off set	FATBAR 36mm	36mm Fatbar Mount 5mm Off Set	36mm Fatbar Mount Zero Off Set
YAMAHA CONTINUED										
DIRT										
YZ 125	125	93-96		997	604			933		
YZ 125	125	97-97		997	602			933		
YZ 125	125	98-98		997	602			933		
YZ 125	125	99-01		997	602			933		
YZ 125G	125	16-16		921	604			934		
YZ 125X	125	20-20	941526	921	604		941526	933		941704
YZ 125X	125	21-22	941526	996	828		941526	934		941704
YZ 250	250	02-02		997	602			934		
YZ 250	250	03-04		997	602			933		
YZ 250	250	05-06		999	672			934		
YZ 250	250	07-07		997	604			933		
YZ 250	250	08-09		997	604			933		
YZ 250	250	10-20	941529	921	604		941529	933		941704
YZ 250	250	21-23	941529	921	821		941529	934		941704
YZ 250	250	94-97		997	602			933		
YZ 250	250	98-98		997	602			933		
YZ 250	250	99-01		997	602			933		
YZ 250F	250	01-02		997	602			933		
YZ 250F	250	03-04		997	602			933		
YZ 250F	250	05-05		999	672			934		
YZ 250F	250	06-06		997	604			933		
YZ 250F	250	07-09		994	604			933		
YZ 250F	250	10-11		921	604			933		
YZ 250F	250	12-13		921	604			930		
YZ 250F	250	14-18	941525	921	604	941525	941528	933	941702	941706
YZ 250F	250	19-21	941525	997	821	941525	941528	934	941702	941706
YZ 250F	250	22-22		997	821			934		
YZ 250F	250	23-23	941525	997	821	941525	941528	934	941702	941706
YZ 250F 60th	250	16-16	941525	921	604	941525	941528	930	941702	941706
YZ 250FX	250	15-17	941525	921	604	941525	941528	933	941702	941706
YZ 250FX	250	18-22	941525	921	604	941525	941528	934	941702	941706
YZ 250G	250	16-16	941525	921	604	941525	941528	934	941702	941706
YZ 250X	250	16-16	941525	921	604	941525	941528	930	941702	941706
YZ 250X	250	17-19	941526	921	604		941526	933		941704
YZ 250X	250	21-22	941526	921	604		941526	934		941704
YZ 400F	400	98-98		997	602			933		

— RENTHAL HANDLEBARS CONTINUED —

-DIRT HANDLEBARS continued

BIKE MODEL	CAPACITY	Year	OE BAR-MOUNT	TWINWALL	FATBAR 28.6mm	28.6mm Fatbar Mount 5mm Off set	28.6mm Fatbar Mount Zero Off set	FATBAR 36mm	36mm Fatbar Mount 5mm Off Set	36mm Fatbar Mount Zero Off Set
YAMAHA CONTINUED										
DIRT										
YZ 400F	400	99-99	----	997	602	----	----	933	----	----
YZ 426F	426	00-02	----	997	602	----	----	933	----	----
YZ 450F	450	03-04	----	997	602	----	----	933	----	----
YZ 450F	450	05-05	----	999	672	----	----	934	----	----
YZ 450F	450	06-07	----	997	604	----	----	933	----	----
YZ 450F	450	08-09	----	997	604	----	----	933	----	----
YZ 450F	450	10-13	----	921	604	----	----	933	----	----
YZ 450F	450	14-14	941525	921	604	941525	941528	933	941702	941706
YZ 450F	450	15-17	941525	921	604	941525	941528	933	941702	941706
YZ 450F	450	18-19	941525	997	821	941525	941528	934	941702	941706
YZ 450F	450	20-20	941525	997	821	941525	941528	934	941702	941706
YZ 450F	450	21-23	941525	997	821	941525	941528	934	941702	941706
YZ 450F & 60th	450	16-16	941525	921	604	941525	941528	933	941702	941706
YZ 450FX	450	16-16	941525	921	604	941525	941528	930	941702	941706
YZ 450FX	450	17-17	941525	921	604	941525	941528	933	941702	941706
YZ 450FX	450	18-18	941525	921	604	941525	941528	934	941702	941706
YZ 450FX	450	19-21	941525	921	609	941525	941528	934	941702	941706
YZ 65	65	18-23	941525			941525	941528		941702	941706
YZ 80	80	93-01	----	----		----	----		----	----
YZ 80 (BIG WHEEL)	80	94-01	----	923		----	----		----	----
YZ 85	85	02-02	----	923	671	----	----		----	----
YZ 85	85	03-14	----	923	671	----	----		----	----
YZ 85	85	15-17	----	923	671	----	----		----	----
YZ 85	85	18-18	----	923	842	----	----		----	----
YZ 85	85	19-22	----			----	----		----	----
YZ 85 (BIG WHEEL)	85	02-14	----	923	671	----	----		----	----
YZ 85 (BIG WHEEL)	85	15-17	----	923	671	----	----		----	----
YZ 85LW	85	22-23	----			----	----		----	----
YAMAHA										
DUAL SPORT										
WR 125X/R	125	09-16	----	----		----	----		----	----
WR 250R	250	08-17	----	----	604	----	----	931	----	----
WR 250XX/XY	250	08-11	----	----	604	----	----	931	----	----

— RENTHAL CHAINS —

-R1 CHAIN

Renthal R1 Chain is a high-performance, lightweight, low-friction, non o-ring chain specifically engineered for racing at the highest levels. Often described as “the best motocross chain available”, the R1 Chain has high resistance to elongation and severe abrupt stresses encountered in MX & SX racing. This is achieved by manipulating raw material composition to increase tensile strength and yield strength



Each R1 Works Chain features chamfered inner links, extended bushings, shot-peened outer plates and manufacturing processes.

This reduces weight in a durable and safe motocross chain that can be trusted to deliver maximum power output in any condition.

R1 Works Links ChainPitch	Length	Item No
415	Split Link	941025
420	Spring Clip	941027
428	Spring Clip	941030
520	Spring Clip	941034

R1 Works ChainPitch	Length	Item No
415	112	941026
420	120	941028
420	130	941029
428	120	941031
428	130	941032
428	140	941033
520	114	941035
520	116	941036
520	120	941037

-R3 CHAIN

Renthal R3-3 Off-Road Chain boasts a unique Self-Regulating Seal (SRS™) design that are pre-loaded during assembly. The spring effect created during this process delivers constant seal pressure as the chain wears, allowing for extended lubrication intervals while delivering incredible durability unlike traditional O Ring chains which lose sealing pressure as they wear.



The result is a strong, long-lasting, high-performance o ring dirt bike chain, ideal for extreme offroad & enduro applications.

R3 Works ChainPitch	Length	Item No
520	104	941039
520	114	941040
520	116	941041
520	120	941042

R3 Works Links ChainPitch	Length	Item No
520	Spring Clip	941043
520	Rivet Type Road	941038

-R4 CHAIN

A 520 SRS chain designed specifically for off-road, ATV, enduro and desert applications.

The Renthal R4-ATV chain is supplied with both an easy fit split link and a superior solid pin rivet link which matches the durability of the chain.



R4 Works ChainPitch	Length	Item No
520	100	941021
520	110	941022
520	120	941023
520	122	941024

R4 Works Links ChainPitch	Length	Item No
520	Spring Clip	941019
520	Rivet Type	941020

-CHAIN LUBE

Renthal chain lube is 100% lubricant, zero propellant. So this new 250ml bottle size combines high performance and value.

The all-new formula Chain Lube is specially designed to penetrate all parts of the chain. The high film strength and stable viscosity, across a range of temperatures, gives superb adhesion and anti-fling properties.

This all-condition lube is compatible with all o-ring, non o-ring and cycle chains. Our new twist-nozzle allows for accurate application, to ensure full coverage and protection.

Renthal Chain Lube helps increase chain, chainring and sprocket life and maximises power transfer.

941699



— **ATV SPROCKETS** —

*** for Sprocket sizing, see Front and or Rear Sprocket groups to determine your Sockets needs

BIKE MODEL	CC	Year	OEM SIZE	OEM Tooth Count	FCW Group	Year	Item #	Tooth Count	RCW Group
CAN-AM									
DS450	450	08-11	----		291--520		----		483U-520
DS450X	450	08-08	----		291--520		----		483U-520
DS450X MX	450	09-11	----		291--520		----		483U-520
DS450X XC	450	09-11	----		291--520		----		483U-520
HONDA									
ATC 250R	250	86-86	941091	13	308--520	13-14	941298	39	223U-520
TRX 250R Fourtrax	250	88-89	941091	13	308--520	13-14	941297	38	223U-520
TRX 250R Fourtrax	250	86-87	941091	13	308--520	13-14	941298	39	223U-520
TRX 250X Fourtrax	250	87-92	----	13	365--520	13-13	941297	38	223U-520
TRX 300EX/X	300	93-09	----	13	365--520	13-13	941297	38	223U-520
TRX 400EX/X	400	05-13	941141	14	450--520	13-15	941297	38	223U-520
TRX 400EX/X	400	99-04	941157	15	279--520	13-16	941297	38	223U-520
TRX 450R	450	12-14	941075	13	253--520, 253U-520	12-15	941297	38	223U-520
TRX 450R	450	06-11	941075	13	253--520, 253U-520	12-15	941297	38	223U-520
TRX 450R	450	04-05	941112	14	253--520, 253U-520	12-15	941297	38	223U-520
KAWASAKI									
KFX 400	400	03-06	941135	14	432--520	13-15	941300	40	203U-520
KFX 450R	450	08-14	941130	14	302--520	13-15	941296	38	223A-520
KTM									
450 SX ATV	450	08-09	941127	14	292--520, 292U-520	11-15	----		463U-520
450 XC ATV	450	09-10	941127	14	292--520, 292U-520	11-15	----		463U-520
505 SX ATV	505	10-10	941127	14	292--520, 292U-520	11-15	----		463U-520
525 XC ATV	525	10-10	941127	14	292--520, 292U-520	11-15	----		463U-520
POLARIS									
450S Outlaw	450	07-10	941127	14	292--520, 292U-520	11-15	----		
525IRS Outlaw	525	07-11	941127	14	292--520, 292U-520	11-15	----		
525S Outlaw	525	07-11	941127	14	292--520, 292U-520	11-15	----		
SUZUKI									
LT 250	250	85-92	941065	12	255--520, 255U-520	12-15	----		203U-520
LT-Z 400	400	09-14	941135	14	432--520	13-15	----	40	459U-520
LT-Z 400	400	03-08	941135	14	432--520	13-15	941300	40	203U-520
LT-R 450	450	06-09	941135	14	432--520	13-15	941377	36	459U-520
YAMAHA									
YFM 125R-A,B,D Raptor	125	11-13	----		423--428		----		
YFS 200 Blaster	200	03-06	941094	13	366--520	13-14	941299	40	130U-520
YFS 200 Blaster	200	88-02	941094	13	366--520	13-14	941299	40	130U-520
YFM 250 Raptor	250	08-13	941146	14	468--520	14-14	941380	38	437U-520

— ATV SPROCKETS CONTINUED —

BIKE MODEL	CC	Year	OEM SIZE	OEM Tooth Count	FCW Group	Year	Item #	Tooth Count	RCW Group
YAMAHA									
YFM 250 Raptor	250	11-13	941146	14	468--520	14-14	941380	38	437U-520
YFM 350 Raptor	350	04-13	941111	14	252--520, 252U-520	12-15	941299	40	130U-520
YFM 350X Warrior	350	89-03	941074	13	252--520, 252U-520	12-15	941299	40	130U-520
YFM 350X Warrior	350	87-88	941111	14	252--520, 252U-520	12-15	----		200U-520
YFZ 350 Banshee	350	89-06	941074	13	252--520, 252U-520	12-15	941301	41	130U-520
YFZ 350 Banshee	350	87-88	941074	13	252--520, 252U-520	12-15	----		200U-520
YFZ 450	450	07-16	941125	14	289--520, 289U-520	12-16	941380	38	437U-520
YFZ 450	450	06-06	941125	14	289--520, 289U-520	12-16	941380	38	437U-520
YFZ 450	450	04-05	941125	14	289--520, 289U-520	12-16	941380	38	437U-520
YFZ 450R	450	20-23	----	14	454--520	13-15	941380	38	437U-520
YFZ 450R	450	09-19	----	14	454--520	13-15	941380	38	437U-520
YFZ 450X	450	10-12	941144	14	454--520	13-15	941380	38	437U-520
YFM 660 Raptor	660	01-05	941084	13	289--520, 289U-520	12-16	941301	41	130U-520
YFM700R Raptor	700	06-23	941144	14	454--520	13-15	941380	38	437U-520

— MX SPROCKETS —

BIKE MODEL	CC	Year	OEM Front Size	OEM Tooth Count	FCW GROUP ***	OEM Rear Size	OEM Tooth Count	RCW GROUP ***	TWIN-RING ***	Front Conversion ***	Tooth Options	Rear Conversion ***
Dirt												
AJP												
SRP510	510	22-22	----	----	----	----	941333	48	216U-520	----	----	----
SPR310	310	22-22	----	----	----	----	941351	50	216U-520	----	----	----
SPR250	250	22-22	----	----	----	----	----	----	----	----	----	----
SRP250	250	20-21	----	----	----	----	----	----	----	----	----	----
Dirt												
APRILIA												
RXV	450	06-14	----	----	474U-520	----	----	----	467U-520	----	----	----
SXV	450	06-11	----	----	474U-520	----	----	----	467U-520	----	----	----
RX125	125	08-11	----	----	291--520	----	----	----	----	----	----	----
SX125	125	08-11	----	----	291--520	----	----	----	----	----	----	----
Dirt												
BETA												
525RR	525	05-09	941127	14	292--520, 292U-520	11-15	941351	50	216U-520	----	----	----
520RR	520	10-11	941086	13	292--520, 292U-520	11-15	941333	48	216U-520	----	----	----
520RR	520	05-09	----	----	----	----	----	----	----	----	----	----

— MX SPROCKETS CONTINUED —

*** for Sprocket sizing, see Front and or Rear Sprocket groups to determine your Sockets needs

BIKE MODEL	CC	Year	OEM Front Size	OEM Tooth Count	FCW GROUP ***		OEM Rear Size	OEM Tooth Count	RCW GROUP ***	TWIN-RING ***	Front Conversion ***	Tooth Options	Rear Conversion ***
Dirt													
BETA CONTINUED													
498RR	498	12-12	941086	13	292--520, 292U-520	11-15	941333	48	216U-520	----	----	----	----
480RR	480	13-15	----	----	----	----	----	----	----	----	----	----	----
Enduro RR 480 4T	480	20-23	941086	13	292--520, 292U-520	11-15	----	----	----	----	----	----	----
Enduro RR 480 4T	480	18-19	941086	13	292--520, 292U-520	11-15	----	----	----	----	----	----	----
Enduro RR 480 4T	480	17-17	941086	13	292--520, 292U-520	11-15	----	----	----	----	----	----	----
450RR	450	10-12	941086	13	292--520, 292U-520	11-15	941333	48	216U-520	----	----	----	----
450RR	450	05-09	941127	14	292--520, 292U-520	11-15	941351	50	216U-520	----	----	----	----
430RR	430	13-15	----	----	----	----	----	----	----	----	----	----	----
Enduro RR 430 4T	430	23-23	941086	13	292--520, 292U-520	11-15	----	----	----	----	----	----	----
Enduro RR 430 4T	430	17-18	941086	13	292--520, 292U-520	11-15	----	----	----	----	----	----	----
400RR	400	10-12	941086	13	292--520, 292U-520	11-15	941351	50	216U-520	----	----	----	----
400RR	400	05-09	941127	14	292--520, 292U-520	11-15	941351	50	216U-520	----	----	----	----
Enduro RR 390 4T	390	20-23	941086	13	292--520, 292U-520	11-15	----	----	----	----	----	----	----
Enduro RR 390 4T	390	17-18	941086	13	292--520, 292U-520	11-15	----	----	----	----	----	----	----
350RR	350	11-12	941086	13	292--520, 292U-520	11-15	941351	50	216U-520	----	----	----	----
Enduro RR 350 4T	350	20-23	941086	13	292--520, 292U-520	11-15	----	----	----	----	----	----	----
Enduro RR 350 4T	350	17-19	941086	13	292--520, 292U-520	11-15	----	----	----	----	----	----	----
300RR 2 Stroke	300	16-18	941087	13	292--520, 292U-520	11-15	----	----	----	----	----	----	----
300RR 2 Stroke	300	13-17	941087	13	292--520, 292U-520	11-15	----	----	----	----	----	----	----
Enduro RR 300 2T	300	19-23	941127	14	292--520, 292U-520	11-15	----	----	----	----	----	----	----
RR 2t Enduro 300	300	17-17	941161	15	292--520, 292U-520	11-15	----	----	----	----	----	----	----
Trial EVO 300 2T	300	14-23	----	11	403--520	11-11	----	42	141U-520	----	----	----	----
Trial EVO 300 2T	300	12-13	----	11	403--520	11-11	----	41	141U-520	----	----	----	----
Trial EVO 300 4T	300	22-22	----	11	403--520	11-11	----	42	141U-520	----	----	----	----
X-Trainer 300	300	18-18	941086	13	292--520, 292U-520	11-15	----	----	----	----	----	----	----
X-Trainer 300	300	15-17	941086	13	292--520, 292U-520	11-15	----	----	----	----	----	----	----
250 EVO-2	250	09-12	----	11	403--520	11-11	----	42	141U-520	----	----	----	----
250/300 EVO-4	250	13-13	----	----	----	----	----	42	141U-520	----	----	----	----
250/300 EVO-4	250	09-12	----	11	403--520	11-11	----	42	141U-520	----	----	----	----
250RR	250	05-12	941127	14	292--520, 292U-520	11-15	941366	52	216U-520	----	----	----	----
250RR 2 Stroke	250	13-17	941087	13	292--520, 292U-520	11-15	----	----	----	----	----	----	----
Enduro RR 250 2T	250	20-23	941127	14	292--520, 292U-520	11-15	----	----	----	----	----	----	----
RR 2t Enduro 250	250	17-17	941127	14	292--520, 292U-520	11-15	----	----	----	----	----	----	----
Trial EVO 250 2T	250	23-23	----	----	403--520	----	----	42	141U-520	----	----	----	----
200/250/270 REV3	200	05-08	----	11	403--520	11-11	----	42	141U-520	----	----	----	----

— MX SPROCKETS CONTINUED —

BIKE MODEL	CC	Year	OEM Front Size	OEM Tooth Count	FCW GROUP ***		OEM Rear Size	OEM Tooth Count	RCW GROUP ***	TWIN-RING ***	Front Conversion ***	Tooth Options	Rear Conversion ***
Dirt													
BETA CONTINUED													
200/250/270 REV3	200	03-05	----	11	403--520	11-11	----	42	141U-520	----	----	----	----
200/250/270 REV3	200	00-02	----	11	403--520	11-11	----	----	146U-520	----	----	----	----
200/250/270 TECHNO	200	99-99	----	11	403--520	11-11	----	----	146U-520	----	----	----	----
Enduro RR 200 2T	200	20-23	941161	15	292--520, 292U-520	11-15	----	----	----	----	----	----	----
Enduro RR 200 2T	200	19-19	941161	15	292--520, 292U-520	11-15	----	----	----	----	----	----	----
Trial EVO 200 2T	200	23-23	----	11	403--520	11-11	----	42	141U-520	----	----	----	----
125 EVO	125	09-12	----	----	403--520	----	----	----	141U-520	----	----	----	----
125 REV3 (520 conv.)	125	05-08	----	----	403--520	----	----	----	146U-520	----	----	----	----
125 REV3 (520 conv.)	125	03-05	----	----	403--520	----	----	----	146U-520	----	----	----	----
Enduro RR 125 2T	125	18-23	941086	13	292--520, 292U-520	11-15	----	----	----	----	----	----	----
RE & RR 125 4T	125	09-14	----	----	----	----	----	----	----	----	----	----	----
Trial EVO 125 2T	125	23-23	----	----	403--520	----	----	----	141U-520	----	----	----	----
Rev 80	80	08-12	----	----	403--428	----	----	----	141--428	----	----	----	----
Dual Sport													
BETA													
200/250/270 REV3	200	00-02	----	11	403--520	11-11	----	----	146U-520	----	----	----	----
Dirt													
BMW													
G450X	450	08-10	----	----	466U-520	----	----	----	467U-520	----	----	----	----
Dual Sport													
CCM													
GP 450	450	13-17	----	----	466U-520	----	941325	47	224U-520	2240-520	----	----	----
Dirt													
FANTIC													
450 Scrambler	500	19-19	----	----	----	----	----	----	124U-520	----	----	----	----
500 Caballero	500	18-19	----	----	----	----	----	----	124U-520	----	----	----	----
Caballero Reolarita Scuderia 300	300	11-11	----	----	----	----	941333	48	216U-520	----	----	----	----
Caballero Reolarita Scuderia 250	250	12-12	----	----	----	----	941351	50	216U-520	----	----	----	----
Caballero Reolarita Scuderia 250	250	11-11	----	----	----	----	941333	48	216U-520	----	----	----	----
MC-E 5	E	21-23	----	----	----	----	----	----	491--415	----	----	----	----

— MX SPROCKETS CONTINUED —

BIKE MODEL	CC	Year	OEM Front Size	OEM Tooth Count	FCW GROUP ***		OEM Rear Size	OEM Tooth Count	RCW GROUP ***	TWIN-RING ***	Front Conversion ***	Tooth Options	Rear Conversion ***
Dirt													
GAS GAS													
TXE	E	19-19	----	10	429--520	09-11	----	42	141U-520	----	429--420	11	141U-420
ES700 Enduro	690	22-22	----	15	304--520	15-16	941317	46	224U-520	2240-520	----	----	----
EC 515	515	09-09	----	13	360A-520	12-13	941333	48	216U-520	----	----	----	----
SM 515	515	08-09	----	13	360A-520	12-13	----	----	216U-520	----	----	----	----
EC 500F	500	24-24	941127	14	292--520, 292U-520	11-15	941352	50	224U-520	2240-520	----	----	----
EC 450F	450	24-24	941127	14	292--520, 292U-520	11-15	941367	52	224U-520	2240-520	----	----	----
ECF450F	450	13-15	941085	13	289--520, 289U-520	12-16	941333	48	216U-520	----	----	----	----
EX 450F	450	24-24	941086	13	292--520, 292U-520	11-15	941367	52	224U-520	2240-520	----	----	----
EX 450F	450	21-23	941086	13	292--520, 292U-520	11-15	941334	48	224U-520	2240-520	----	----	----
FSE 400/450 Enduro	450	02-12	----	13	360A-520	12-13	941333	48	216U-520	----	----	----	----
MC 450F	450	24-24	941086	13	292--520, 292U-520	11-15	941361	51	224U-520	2240-520	----	----	----
MC 450F	450	22-23	941086	13	292--520, 292U-520	11-15	941343	49	224U-520	2240-520	----	----	----
MC 450F	450	21-21	941086	13	292--520, 292U-520	11-15	941343	49	224U-520	2240-520	----	----	----
MC 450F FE	450	23-23	941127	14	292--520, 292U-520	11-15	941361	51	224U-520	2240-520	----	----	----
RX 450R Replica	450	24-24	941127	14	292--520, 292U-520	11-15	941361	51	224U-520	2240-520	----	----	----
RX 450R Replica	450	23-23	941127	14	292--520, 292U-520	11-15	941334	48	224U-520	2240-520	----	----	----
SM 450	450	09-09	----	13	360A-520	12-13	----	----	216U-520	----	----	----	----
EC 350F	350	24-24	941127	14	292--520, 292U-520	11-15	941317	46	224U-520	2240-520	----	----	----
EC 350F	350	22-23	941086	13	292--520, 292U-520	11-15	941367	52	224U-520	2240-520	----	----	----
EX 350F	350	24-24	941086	13	292--520, 292U-520	11-15	941361	51	224U-520	2240-520	----	----	----
EX 350F	350	21-23	941127	14	292--520, 292U-520	11-15	941361	51	224U-520	2240-520	----	----	----
MC 350F	350	24-24	941127	14	292--520, 292U-520	11-15	941367	52	224U-520	2240-520	----	----	----
MC 350F	350	22-23	941127	14	292--520, 292U-520	11-15	941352	50	224U-520	2240-520	----	----	----
EC 300	300	24-24	941086	13	292--520, 292U-520	11-15	941312	45	224U-520	2240-520	----	----	----
EC 300	300	21-23	941127	14	292--520, 292U-520	11-15	941367	52	224U-520	2240-520	----	----	----
EC 300	300	19-19	----	13	360A-520	12-13	941333	48	216U-520	----	----	----	----
EC 300	300	18-18	----	13	360A-520	12-13	941333	48	216U-520	----	----	----	----

— MX SPROCKETS CONTINUED —

BIKE MODEL	CC	Year	OEM Front Size	OEM Tooth Count	FCW GROUP ***		OEM Rear Size	OEM Tooth Count	RCW GROUP ***	TWIN-RING ***	Front Conversion ***	Tooth Options	Rear Conversion ***
Dirt													
GAS GAS CONTINUED													
ECF300F	300	13-15	941107	13	492--520, 492U-520	13-14	941333	48	216U-520	----	----	----	----
Enduro GP 300	300	18-18	----	13	360A-520	12-13	941333	48	216U-520	----	----	----	----
EX 300	300	24-24	941127	14	292--520, 292U-520	11-15	941343	49	224U-520	2240-520	----	----	----
EX 300	300	21-23	941086	13	292--520, 292U-520	11-15	941361	51	224U-520	2240-520	----	----	----
TXT 300 Racing	300	21-21	----	9	429--520	09-11	----	----	141U-520	----	429--420	11	141U-420
TXT 300 Racing	300	18-19	----	10	429--520	09-11	----	41	141U-520	----	429--420	11	141U-420
TXT 300 Racing	300	17-17	----	10	429--520	09-11	----	----	141U-520	----	429--420	11	141U-420
TXT GP / Racing 300	300	22-23	----	11	429--520	09-11	----	----	141U-520	----	429--420	11	141U-420
TXT GP 300	300	18-18	----	10	429--520	09-11	----	----	141U-520	----	429--420	11	141U-420
XC 300	300	19-19	----	13	360A-520	12-13	941333	48	216U-520	----	----	----	----
XC 300	300	18-18	941056	12	360A-520	12-13	941351	50	216U-520	----	----	----	----
TXT 280 Racing	280	21-21	----	9	429--520	09-11	----	----	141U-520	----	429--420	11	141U-420
TXT 280 Racing	280	18-18	----	10	429--520	09-11	----	41	141U-520	----	429--420	11	141U-420
TXT 280 Racing	280	17-17	----	10	429--520	09-11	----	----	141U-520	----	429--420	11	141U-420
TXT GP / Racing 280	280	22-23	----	11	429--520	09-11	----	----	141U-520	----	429--420	11	141U-420
TXT GP 280	280	18-18	----	10	429--520	09-11	----	----	141U-520	----	429--420	11	141U-420
EC 250	250	24-24	941127	14	292--520, 292U-520	11-15	941312	45	224U-520	2240-520	----	----	----
EC 250	250	22-23	941086	13	292--520, 292U-520	11-15	941367	52	224U-520	2240-520	----	----	----
EC 250	250	19-19	----	13	360A-520	12-13	941333	48	216U-520	----	----	----	----
EC 250	250	18-18	----	13	360A-520	12-13	941333	48	216U-520	----	----	----	----
EC 250/300	250	18-18	----	----	360A-520	----	----	----	216U-520	----	----	----	----
EC 250-300 Enduro	250	10-15	----	13	360A-520	12-13	941333	48	216U-520	----	----	----	----
EC 250-300 Enduro	250	97-09	----	13	360A-520	12-13	941333	48	216U-520	----	----	----	----
EC 250F	250	24-24	941127	14	292--520, 292U-520	11-15	941367	52	224U-520	2240-520	----	----	----
EC 250F	250	22-23	941086	13	292--520, 292U-520	11-15	941367	52	224U-520	2240-520	----	----	----
ECF250F	250	13-15	941107	13	492--520, 492U-520	13-14	941333	48	216U-520	----	----	----	----
Enduro GP 250	250	18-18	----	13	360A-520	12-13	941333	48	216U-520	----	----	----	----

— MX SPROCKETS CONTINUED —

BIKE MODEL	CC	Year	OEM Front Size	OEM Tooth Count	FCW GROUP ***		OEM Rear Size	OEM Tooth Count	RCW GROUP ***	TWIN-RING ***	Front Conversion ***	Tooth Options	Rear Conversion ***
Dirt													
GAS GAS CONTINUED													
EX 250	250	24-24	941127	14	292--520, 292U-520	11-15	941343	49	224U-520	2240-520	----	----	----
EX 250	250	22-23	941127	14	292--520, 292U-520	11-15	941361	51	224U-520	2240-520	----	----	----
EX 250F	250	24-24	941086	13	292--520, 292U-520	11-15	941367	52	224U-520	2240-520	----	----	----
EX 250F	250	21-23	941127	14	292--520, 292U-520	11-15	941361	51	224U-520	2240-520	----	----	----
MC 250	250	24-24	941127	14	292--520, 292U-520	11-15	941343	49	224U-520	2240-520	----	----	----
MC 250	250	22-23	941127	14	292--520, 292U-520	11-15	941343	49	224U-520	2240-520	----	----	----
MC 250F	250	24-24	941127	14	292--520, 292U-520	11-15	941367	52	224U-520	2240-520	----	----	----
MC 250F	250	22-23	941127	14	292--520, 292U-520	11-15	941361	51	224U-520	2240-520	----	----	----
MC 250F	250	21-21	941127	14	292--520, 292U-520	11-15	941361	51	224U-520	2240-520	----	----	----
Trials Pro 250	250	05-15	----	11	429--520	09-11	----	41	141U-520	----	----	----	----
Trials Pro 250	250	02-04	----	11	429--520	09-11	----	41	141U-520	----	----	----	----
Trials Pro 280 TO 300	250	05-15	----	11	429--520	09-11	----	41	141U-520	----	----	----	----
Trials Pro 280 TO 300	250	02-04	----	11	429--520	09-11	----	41	141U-520	----	----	----	----
TXT 125 Racing	250	21-21	----	9	429--520	09-11	----	----	141U-520	----	429--420	11	141U-420
TXT 250 Racing	250	21-21	----	9	429--520	09-11	----	----	141U-520	----	429--420	11	141U-420
TXT 250 Racing	250	18-19	----	10	429--520	09-11	----	41	141U-520	----	429--420	11	141U-420
TXT 250 Racing	250	17-17	----	10	429--520	09-11	----	----	141U-520	----	429--420	11	141U-420
TXT GP / Racing 250	250	22-23	----	11	429--520	09-11	----	----	141U-520	----	429--420	11	141U-420
TXT GP 250	250	18-18	----	10	429--520	09-11	----	----	141U-520	----	429--420	11	141U-420
XC 250	250	19-19	----	13	360A-520	12-13	941333	48	216U-520	----	----	----	----
XC 250	250	18-18	----	13	360A-520	12-13	941333	48	216U-520	----	----	----	----
XC 250/300	250	18-18	----	----	360A-520	----	----	----	216U-520	----	----	----	----
249 TO 320 Trials	249	89-01	----	11	325--520	10-11	----	----	214U-520	----	----	----	----
EC 200	200	19-19	941056	12	360A-520	12-13	941351	50	216U-520	----	----	----	----
EC 200	200	18-18	941056	12	360A-520	12-13	941351	50	216U-520	----	----	----	----
EC 200 Enduro	200	03-15	941056	12	360A-520	12-13	941351	50	216U-520	----	----	----	----
EC 200 Enduro	200	03-09	941056	12	360A-520	12-13	941351	50	216U-520	----	----	----	----

— MX SPROCKETS CONTINUED —

BIKE MODEL	CC	Year	OEM Front Size	OEM Tooth Count	FCW GROUP ***		OEM Rear Size	OEM Tooth Count	RCW GROUP ***	TWIN-RING ***	Front Conversion ***	Tooth Options	Rear Conversion ***
Dirt													
GAS GAS CONTINUED													
EC 200 Enduro	200	02-03	----	13	360A-520	12-13	941360	51	216U-520	----	----	----	----
EC 200 Enduro	200	99-01	----	13	360A-520	12-13	941360	51	216U-520	----	----	----	----
Trials Pro 200	200	05-11	----	10	429--520	09-11	----	----	141U-520	----	----	----	----
Trials Pro 200	200	02-04	----	10	429--520	09-11	----	----	141U-520	----	----	----	----
XC 200	200	19-19	941056	12	360A-520	12-13	941351	50	216U-520	----	----	----	----
XC 200	200	18-18	----	13	360A-520	12-13	941333	48	216U-520	----	----	----	----
125/160/200 Trials	125	92-01	----	10	325--520	10-11	----	----	214U-520	----	----	----	----
EC 125 Enduro	125	10-15	----	----	----	----	941360	51	216U-520	----	----	----	----
EC 125 Enduro	125	99-09	----	----	----	----	941360	51	216U-520	----	----	----	----
EC 125 Enduro	125	97-98	----	----	----	----	941366	52	216U-520	----	----	----	----
MC 125	125	24-24	941086	13	292--520, 292U-520	11-15	941361	51	224U-520	2240-520	----	----	----
MC 125	125	21-23	941086	13	292--520, 292U-520	11-15	941361	51	224U-520	2240-520	----	----	----
Trials Pro 125(420 CONV.)	125	05-15	----	11	429--420	11-11	----	----	141U-420	----	----	----	----
Trials Pro 125(420 CONV.)	125	02-04	----	11	429--420	11-11	----	----	141U-420	----	----	----	----
TXT 125 Racing	125	18-18	----	9	429--520	09-11	----	----	141U-520	----	429--420	11	141U-420
TXT 125 Racing	125	17-17	----	9	429--520	09-11	----	----	141U-520	----	429--420	11	141U-420
TXT GP 125	125	18-18	----	9	429--520	09-11	----	----	141U-520	----	429--420	11	141U-420
MC 85	85	21-21	----	13	503--428	13-14	941242	50	441U-428	----	----	----	----
MC 85 17/14	85	23-23	----	13	503--428	13-14	941387	46	441U-428	----	----	----	----
MC 85 19/16	85	22-23	----	13	503--428	13-14	941397	49	441U-428	----	----	----	----
MC 65	65	21-23	----	14	440--420	12-14	941332	48	192U-420	----	----	----	----
MC 50	50	21-23	941052	10	481--415	10-12	----	----	491--415	----	----	----	----
Dirt													
HONDA													
XR 650R	650	00-07	941124	14	283--520	14-15	941331	48	154U-520	1540-520	----	----	----
XR 600R	600	92-00	941123	14	282--520, 282U-520	14-15	----	48	154W-520	----	----	----	----
XR 600R	600	91-91	941123	14	282--520, 282U-520	14-15	----	----	154W-520	----	----	----	----
CR 500R	500	92-01	941112	14	253--520, 253U-520	12-15	941339	49	154U-520	1540-520	----	----	----

— MX SPROCKETS CONTINUED —

BIKE MODEL	CC	Year	OEM Front Size	OEM Tooth Count	FCW GROUP ***		OEM Rear Size	OEM Tooth Count	RCW GROUP ***	TWIN-RING ***	Front Conversion ***	Tooth Options	Rear Conversion ***
Dirt													
HONDA CONTINUED													
CR 500R	500	88-91	941112	14	253--520, 253U-520	12-15	941358	51	154U-520	1540-520	----	----	----
CR 500R	500	86-87	----	----	262--520	----	941358	51	154U-520	1540-520	----	----	----
CRF 450R	450	19-24	941075	13	253--520, 253U-520	12-15	941339	49	154U-520	1540-520	----	----	----
CRF 450R	450	18-18	941075	13	253--520, 253U-520	12-15	941331	48	154U-520	1540-520	----	----	----
CRF 450R	450	09-17	941075	13	253--520, 253U-520	12-15	941331	48	154U-520	1540-520	----	----	----
CRF 450R	450	07-08	941075	13	253--520, 253U-520	12-15	941331	48	154U-520	1540-520	----	----	----
CRF 450R	450	04-06	941075	13	253--520, 253U-520	12-15	941331	48	154U-520	1540-520	----	----	----
CRF 450R	450	02-03	941075	13	253--520, 253U-520	12-15	941348	50	154U-520	1540-520	----	----	----
CRF 450RL	450	21-24	941110	13	508--520	13-14	941358	51	154U-520	1540-520	----	----	----
CRF 450RWE	450	19-24	941075	13	253--520, 253U-520	12-15	941339	49	154U-520	1540-520	----	----	----
CRF 450RX	450	19-24	941075	13	253--520, 253U-520	12-15	941339	49	154U-520	1540-520	----	----	----
CRF 450RX	450	18-18	941075	13	253--520, 253U-520	12-15	941331	48	154U-520	1540-520	----	----	----
CRF 450RX	450	17-17	941075	13	253--520, 253U-520	12-15	941358	51	154U-520	1540-520	----	----	----
CRF 450X	450	19-24	941110	13	508--520	13-14	941358	51	154U-520	1540-520	----	----	----
CRF 450X	450	12-17	941075	13	253--520, 253U-520	12-15	941358	51	154U-520	1540-520	----	----	----
CRF 450X	450	05-09	941075	13	253--520, 253U-520	12-15	941358	51	154U-520	1540-520	----	----	----
XR 400R	400	96-04	941157	15	279--520	13-16	941311	45	154U-520	1540-520	----	----	----
CR 250R	250	07-08	941075	13	253--520, 253U-520	12-15	941339	49	154U-520	1540-520	----	----	----
CR 250R	250	04-06	941075	13	253--520, 253U-520	12-15	941331	48	154U-520	1540-520	----	----	----
CR 250R	250	04-04	941075	13	253--520, 253U-520	12-15	941348	50	154U-520	1540-520	----	----	----
CR 250R	250	02-03	941075	13	253--520, 253U-520	12-15	941331	48	154U-520	1540-520	----	----	----
CR 250R	250	96-01	941075	13	253--520, 253U-520	12-15	941348	50	154U-520	1540-520	----	----	----
CR 250R	250	92-95	941075	13	253--520, 253U-520	12-15	941339	49	154U-520	1540-520	----	----	----
CR 250R	250	90-91	941112	14	253--520, 253U-520	12-15	941369	53	154U-520	1540-520	----	----	----
CR 250R	250	88-89	941112	14	253--520, 253U-520	12-15	941358	51	154U-520	1540-520	----	----	----
CR 250R	250	87-87	----	----	262--520	----	941369	53	154U-520	1540-520	----	----	----
CR 250R	250	86-86	----	----	262--520	----	941358	51	154U-520	1540-520	----	----	----

— MX SPROCKETS CONTINUED —

BIKE MODEL	CC	Year	OEM Front Size	OEM Tooth Count	FCW GROUP ***		OEM Rear Size	OEM Tooth Count	RCW GROUP ***	TWIN-RING ***	Front Conversion ***	Tooth Options	Rear Conversion ***
Dirt													
HONDA CONTINUED													
CR 250R	250	84-85	-----	-----	-----	-----	941358	51	154U-520	1540-520	-----	-----	-----
CRF 250F	250	19-24	-----	13	368--520	13-14	941348	50	154U-520	-----	-----	-----	-----
CRF 250R	250	22-24	941075	13	253U-520, 253--520	12-15	941339	49	154U-520	1540-520	-----	-----	-----
CRF 250R	250	19-21	-----	13	501--520, 501U-520	12-14	941339	49	154U-520	1540-520	-----	-----	-----
CRF 250R	250	18-18	-----	13	501--520, 501U-520	12-14	941339	49	154U-520	1540-520	-----	-----	-----
CRF 250R	250	11-17	941097	13	439--520, 439U-520	12-14	941339	49	154U-520	1540-520	-----	-----	-----
CRF 250R	250	10-10	941097	13	439--520, 439U-520	12-14	941331	48	154U-520	1540-520	-----	-----	-----
CRF 250R	250	07-09	941097	13	439--520, 439U-520	12-14	941358	51	154U-520	1540-520	-----	-----	-----
CRF 250R	250	04-06	941097	13	439--520, 439U-520	12-14	941358	51	154U-520	1540-520	-----	-----	-----
CRF 250RX	250	22-24	941075	13	253U-520, 253--520	12-15	941339	49	154U-520	1540-520	-----	-----	-----
CRF 250RX	250	19-21	-----	13	501--520, 501U-520	12-14	941283	49	154U-520	1540-520	-----	-----	-----
CRF 250X	250	04-16	941137	14	439--520, 439U-520	12-14	941369	53	154U-520	1540-520	-----	-----	-----
CRF 250X	250	12-13	941137	14	439--520, 439U-520	12-14	941369	53	154U-520	1540-520	-----	-----	-----
CRM 250	250	91-95	-----	14	279--520	13-16	-----	42	154W-520	1540-520	-----	-----	-----
XR 250R	250	96-05	-----	13	368--520	13-14	941331	48	154U-520	1540-520	-----	-----	-----
XR 250R	250	90-95	-----	-----	297--520	-----	-----	48	154W-520	-----	-----	-----	-----
XR 250R	250	88-89	-----	-----	297--520	-----	941330	48	150U-520	1500-520	-----	-----	-----
CRF 230F	230	19-19	941099	13	442--520	13-13	-----	-----	-----	-----	-----	-----	-----
CRF 230F	230	12-17	941099	13	442--520	13-13	941348	50	154U-520	1540-520	-----	-----	-----
CRF 230F	230	08-09	941099	13	442--520	13-13	941348	50	154U-520	1540-520	-----	-----	-----
CRF 230F	230	03-07	941099	13	442--520	13-13	941348	50	154U-520	1540-520	-----	-----	-----
CRF 150F	150	12-17	941099	13	442--520	13-13	941331	48	154U-520	1540-520	442--428	15-16	154U-428
CRF 150F	150	03-09	941099	13	442--520	13-13	941331	48	154U-520	1540-520	442--428	15-16	154U-428
CRF 150R	150	12-24	-----	15	461--420	14-15	941349	50	189U-420	-----	-----	-----	-----
CRF 150R	150	07-09	941168	15	461--420	14-15	941349	50	189U-420	-----	-----	-----	-----
CRF 150RB	150	12-24	-----	15	461--420	14-15	941374	56	189U-420	-----	-----	-----	-----
CRF 150RB	150	07-09	941168	15	461--420	14-15	941374	56	189U-420	-----	-----	-----	-----

— MX SPROCKETS CONTINUED —

BIKE MODEL	CC	Year	OEM Front Size	OEM Tooth Count	FCW GROUP ***		OEM Rear Size	OEM Tooth Count	RCW GROUP ***	TWIN-RING ***	Front Conversion ***	Tooth Options	Rear Conversion ***
Dirt													
HONDA CONTINUED													
CR 125R	125	05-07	941097	13	439--520, 439U-520	12-14	941365	52	154U-520	1540-520	----	----	----
CR 125R	125	04-04	941097	13	439--520, 439U-520	12-14	941369	53	154U-520	1540-520	----	----	----
CR 125R	125	03-03	941079	13	256--520, 256U-520	12-14	941365	52	154U-520	1540-520	----	----	----
CR 125R	125	02-02	941079	13	256--520, 256U-520	12-14	941358	51	154U-520	1540-520	----	----	----
CR 125R	125	00-01	941079	13	256--520, 256U-520	12-14	941365	52	154U-520	1540-520	----	----	----
CR 125R	125	98-99	941079	13	256--520, 256U-520	12-14	941358	51	154U-520	1540-520	----	----	----
CR 125R	125	97-97	941066	12	256--520, 256U-520	12-14	941339	49	154U-520	1540-520	----	----	----
CR 125R	125	87-96	941079	13	256--520, 256U-520	12-14	941358	51	154U-520	1540-520	----	----	----
CRF 125F	125	18-24	----	----	----	----	----	----	----	----	----	----	----
CRF 125FB	125	23-24	----	----	----	----	----	----	----	----	----	----	----
CRF 110F	110	20-24	----	----	----	----	----	----	----	----	----	----	----
CR 85R	85	03-07	941156	15	259--420	14-15	941349	50	189U-420	----	----	----	----
CR 85RB	85	03-07	941156	15	259--420	14-15	941374	56	189U-420	----	259A-428	15	----
CR 80R	80	96-02	941156	15	259--420	14-15	941340	49	189U-420	----	259A-428	15	----
CR 80R	80	86-95	941156	15	259--420	14-15	941340	49	189U-420	----	259A-428	15	----
CR 80RB	80	96-02	941156	15	259--420	14-15	941373	55	189U-420	----	259A-428	15	----
CRF 70	70	12-12	941156	15	259--420	14-15	----	----	----	----	----	----	----
CRF 70	70	10-11	941156	15	259--420	14-15	----	----	----	----	----	----	----
CRF 70	70	04-09	941156	15	259--420	14-15	----	----	----	----	----	----	----
CRF 50	50	12-16	941121	14	259--420	14-15	----	----	168U-420	----	----	----	----
CRF 50	50	11-11	941121	14	259--420	14-15	----	----	168U-420	----	----	----	----
CRF 50	50	04-09	941121	14	259--420	14-15	----	----	168U-420	----	----	----	----
Dual Sport													
HONDA													
XR 650L	650	93-09	----	----	282--520, 282U-520	----	----	46	154W-520	----	----	----	----
CRF 450L	450	19-19	941110	13	508--520	13-14	941358	51	154U-520	1540-520	----	----	----
Dirt													
HUSABERG													
FE 650E	650	06-07	941161	15	292--520, 292U-520	11-15	941312	45	224U-520	2240-520	----	----	----
FS 650C	650	06-07	941161	15	292--520, 292U-520	11-15	----	40	224U-520	2240-520	----	----	----

— MX SPROCKETS CONTINUED —

BIKE MODEL	CC	Year	OEM Front Size	OEM Tooth Count	FCW GROUP ***		OEM Rear Size	OEM Tooth Count	RCW GROUP ***	TWIN-RING ***	Front Conversion ***	Tooth Options	Rear Conversion ***
Dirt													
HUSABERG CONTINUED													
FS 650E	650	03-08	941161	15	292--520, 292U-520	11-15	----	40	224U-520	2240-520	----	----	----
FE 570	570	09-12	941087	13	292--520, 292U-520	11-15	941367	52	224U-520	2240-520	----	----	----
FS 570	570	10-11	941128	14	292--520, 292U-520	11-15	----	38	224U-520	2240-520	----	----	----
FC 550	550	05-08	----	----	295--520	----	941367	52	224U-520	2240-520	----	----	----
FE 550	550	06-07	----	14	295--520	14-14	941367	52	224U-520	2240-520	----	----	----
FE 501	500	13-15	941087	13	292--520, 292U-520	11-15	941367	52	224U-520	2240-520	----	----	----
FE 450E	450	09-13	941087	13	292--520, 292U-520	11-15	941367	52	224U-520	2240-520	----	----	----
FE 450E	450	06-07	----	14	295--520	14-14	941367	52	224U-520	2240-520	----	----	----
FS 450E	450	06-07	----	----	295--520	----	941303	42	224U-520	2240-520	----	----	----
FX 450	450	10-12	941087	13	292--520, 292U-520	11-15	941367	52	224U-520	2240-520	----	----	----
FE 390	390	10-12	941087	13	292--520, 292U-520	11-15	941367	52	224U-520	2240-520	----	----	----
FE 350	350	13-14	941087	13	292--520, 292U-520	11-15	941367	52	224U-520	2240-520	----	----	----
TE 300	300	12-14	941087	13	292--520, 292U-520	11-15	941352	50	224U-520	2240-520	----	----	----
FE 250	250	13-14	941087	13	292--520, 292U-520	11-15	941352	50	224U-520	2240-520	----	----	----
TE 250	250	12-14	941087	13	292--520, 292U-520	11-15	941352	50	224U-520	2240-520	----	----	----
TE 125	125	13-14	941087	13	292--520, 292U-520	11-15	941352	50	224U-520	2240-520	----	----	----
Dirt													
HUSQVARNA													
EE 5	E	21-22	----	----	----	----	----	----	491--415	----	----	----	----
TR 650 Terra / Strada	650	13-13	----	16	305--520	16-17	----	----	127A-520	----	----	----	----
TE 630	630	10-11	941162	15	293--520	12-16	----	----	216U-520	----	----	----	----
TC 610	610	99-00	941129	14	293--520	12-16	941366	52	216U-520	----	----	----	----
TC 610	610	95-98	----	12	293--520	12-16	941366	52	216U-520	----	----	----	----
TC 610	610	91-94	----	12	293--520	12-16	941366	52	216U-520	----	----	----	----
TE 610	610	07-07	941162	15	293--520	12-16	----	----	216U-520	----	----	----	----
TE 610	610	95-01	----	----	293--520	----	941333	48	216U-520	----	----	----	----
TE 610	610	91-94	----	----	293--520	----	941333	48	216U-520	----	----	----	----

— MX SPROCKETS CONTINUED —

BIKE MODEL	CC	Year	OEM Front Size	OEM Tooth Count	FCW GROUP ***		OEM Rear Size	OEM Tooth Count	RCW GROUP ***	TWIN-RING ***	Front Conversion ***	Tooth Options	Rear Conversion ***
Dirt													
HUSQVARNA CONTINUED													
TE 610E	610	99-06	941162	15	293--520	12-16	----	----	216U-520	----	----	----	----
TC 570	570	01-03	941129	14	293--520	12-16	941366	52	216U-520	----	----	----	----
TE 570	570	04-04	941088	13	293--520	12-16	941333	48	216U-520	----	----	----	----
TE 511	511	11-11	----	----	466U-520	----	941360	51	216U-520	----	----	----	----
TXC 511	511	11-12	----	----	466U-520	----	941351	50	216U-520	----	----	----	----
TC 510	510	07-08	941129	14	293--520	12-16	941324	47	216U-520	----	----	----	----
TC 510	510	06-06	941129	14	293--520	12-16	941351	50	216U-520	----	----	----	----
TC 510	510	05-05	941129	14	293--520	12-16	941324	47	216U-520	----	----	----	----
TE 510	510	07-10	941088	13	293--520	12-16	941324	47	216U-520	----	----	----	----
TE 510	510	05-06	941129	14	293--520	12-16	941351	50	216U-520	----	----	----	----
TXC 510	510	08-10	941088	13	293--520	12-16	941324	47	216U-520	----	----	----	----
FE 501	501	24-24	941127	14	292--520, 292U-520	11-15	941352	50	224U-520	2240-520	----	----	----
FE 501	501	23-23	941127	14	292--520, 292U-520	11-15	941352	50	224U-520	2240-520	----	----	----
FE 501	501	20-20	941086	13	292--520, 292U-520	11-15	941231	50	224U-520	2240-520	----	----	----
FE 501	501	18-19	941127	14	292--520, 292U-520	11-15	941312	45	224U-520	2240-520	----	----	----
FE 501	501	17-17	941087	13	292--520, 292U-520	11-15	941231	50	224U-520	2240-520	----	----	----
FE 501 & S	501	16-16	941087	13	292--520, 292U-520	11-15	941352	50	224U-520	2240-520	----	----	----
FE 501 & S	501	14-15	941087	13	292--520, 292U-520	11-15	941352	50	224U-520	2240-520	----	----	----
FE 501 EU	501	21-22	941127	14	292--520, 292U-520	11-15	941225	48	224U-520	2240-520	----	----	----
FE 501 US	501	21-22	941128	14	292--520, 292U-520	11-15	941225	48	224U-520	2240-520	----	----	----
FE 501s	501	20-22	941127	14	292--520, 292U-520	11-15	941225	48	224U-520	2240-520	----	----	----
FC 450	450	23-24	941086	13	292--520, 292U-520	11-15	941361	51	224U-520	2240-520	----	----	----
FC 450	450	20-22	941086	13	292--520, 292U-520	11-15	941343	49	224U-520	2240-520	----	----	----
FC 450	450	19-19	941086	13	292--520, 292U-520	11-15	941334	48	224U-520	2240-520	----	----	----
FC 450	450	18-18	941086	13	292--520, 292U-520	11-15	941334	48	224U-520	2240-520	----	----	----
FC 450	450	17-17	941087	13	292--520, 292U-520	11-15	941225	48	224U-520	2240-520	----	----	----
FC 450	450	16-16	941087	13	292--520, 292U-520	11-15	941367	52	224U-520	2240-520	----	----	----

— MX SPROCKETS CONTINUED —

BIKE MODEL	CC	Year	OEM Front Size	OEM Tooth Count	FCW GROUP ***		OEM Rear Size	OEM Tooth Count	RCW GROUP ***	TWIN-RING ***	Front Conversion ***	Tooth Options	Rear Conversion ***
Dirt													
HUSQVARNA CONTINUED													
FC 450	450	14-15	941087	13	292--520, 292U-520	11-15	941367	52	224U-520	2240-520	----	----	----
FE 450	450	24-24	941127	14	292--520, 292U-520	11-15	941367	52	224U-520	2240-520	----	----	----
FE 450	450	20-23	941127	14	292--520, 292U-520	11-15	941367	52	224U-520	2240-520	----	----	----
FE 450	450	18-19	941127	14	292--520, 292U-520	11-15	941312	45	224U-520	2240-520	----	----	----
FE 450	450	17-17	941087	13	292--520, 292U-520	11-15	941236	52	224U-520	2240-520	----	----	----
FE 450	450	16-16	941087	13	292--520, 292U-520	11-15	941367	52	224U-520	2240-520	----	----	----
FE 450	450	14-15	941087	13	292--520, 292U-520	11-15	941367	52	224U-520	2240-520	----	----	----
FR 450 Rally	450	20-24	941127	14	292--520, 292U-520	11-15	941233	51	224U-520	2240-520	----	----	----
FX 450	450	24-24	941086	13	292--520, 292U-520	11-15	941325	47	224U-520	2240-520	----	----	----
FX 450	450	23-23	941086	13	292--520, 292U-520	11-15	941367	52	224U-520	2240-520	----	----	----
FX 450	450	18-22	941086	13	292--520, 292U-520	11-15	941225	48	224U-520	2240-520	----	----	----
FX 450	450	17-17	941087	13	292--520, 292U-520	11-15	941225	48	224U-520	2240-520	----	----	----
TC 450	450	06-10	941129	14	293--520	12-16	941351	50	216U-520	----	----	----	----
TC 450	450	02-05	941162	15	293--520	12-16	941351	50	216U-520	----	----	----	----
TE 450	450	08-11	941088	13	293--520	12-16	941324	47	216U-520	----	----	----	----
TE 450	450	06-07	941088	13	293--520	12-16	941351	50	216U-520	----	----	----	----
TE 450	450	04-05	941129	14	293--520	12-16	941351	50	216U-520	----	----	----	----
TXC 450	450	08-11	941088	13	293--520	12-16	941324	47	216U-520	----	----	----	----
TC 449	449	11-12	----	----	466U-520	----	----	----	216U-520	----	----	----	----
TE 449	449	12-13	----	----	466U-520	----	----	----	216U-520	----	----	----	----
TE 449	449	11-11	----	----	466U-520	----	941351	50	216U-520	----	----	----	----
TXC 449	449	11-12	----	----	466U-520	----	941351	50	216U-520	----	----	----	----
TE 410	410	95-00	941162	15	293--520	12-16	941333	48	216U-520	----	----	----	----
TE 400	400	01-03	941162	15	293--520	12-16	941351	50	216U-520	----	----	----	----
CR 360	360	92-94	----	----	270U-520	----	941333	48	216U-520	----	----	----	----
WR 360	360	95-03	----	----	270U-520	----	941333	48	216U-520	----	----	----	----
WR 360	360	92-94	----	----	270U-520	----	941333	48	216U-520	----	----	----	----

— MX SPROCKETS CONTINUED —

BIKE MODEL	CC	Year	OEM Front Size	OEM Tooth Count	FCW GROUP ***		OEM Rear Size	OEM Tooth Count	RCW GROUP ***	TWIN-RING ***	Front Conversion ***	Tooth Options	Rear Conversion ***
Dirt													
HUSQVARNA CONTINUED													
FC 350	350	23-24	941127	14	292--520, 292U-520	11-15	941367	52	224U-520	2240-520	----	----	----
FC 350	350	21-22	941127	14	292--520, 292U-520	11-15	941233	51	224U-520	2240-520	----	----	----
FC 350	350	20-20	941127	14	292--520, 292U-520	11-15	941334	48	224U-520	2240-520	----	----	----
FC 350	350	18-19	941127	14	292--520, 292U-520	11-15	941352	50	224U-520	2240-520	----	----	----
FC 350	350	17-17	941128	14	292--520, 292U-520	11-15	941231	50	224U-520	2240-520	----	----	----
FC 350	350	16-16	941087	13	292--520, 292U-520	11-15	941367	52	224U-520	2240-520	----	----	----
FC 350	350	14-15	941087	13	292--520, 292U-520	11-15	941367	52	224U-520	2240-520	----	----	----
FE 350	350	24-24	941127	14	292--520, 292U-520	11-15	941317	46	224U-520	2240-520	----	----	----
FE 350	350	18-19	941127	14	292--520, 292U-520	11-15	941367	52	224U-520	2240-520	----	----	----
FE 350	350	17-17	941128	14	292--520, 292U-520	11-15	941236	52	224U-520	2240-520	----	----	----
FE 350	350	16-16	941087	13	292--520, 292U-520	11-15	941367	52	224U-520	2240-520	----	----	----
FE 350 & S	350	20-23	941127	14	292--520, 292U-520	11-15	941236	52	224U-520	2240-520	----	----	----
FE 350 & S	350	14-15	941087	13	292--520, 292U-520	11-15	941367	52	224U-520	2240-520	----	----	----
FX 350	350	23-24	941127	14	292--520, 292U-520	11-15	941325	47	224U-520	2240-520	----	----	----
FX 350	350	20-22	941127	14	292--520, 292U-520	11-15	941233	51	224U-520	2240-520	----	----	----
FX 350	350	18-18	941127	14	292--520, 292U-520	11-15	941352	50	224U-520	2240-520	----	----	----
FX 350	350	17-17	941128	14	292--520, 292U-520	11-15	941231	50	224U-520	2240-520	----	----	----
TE 350	350	92-95	941162	15	293--520	12-16	941333	48	216U-520	----	----	----	----
TE 310	310	11-12	941072	12	479--520	12-13	941351	50	216U-520	----	----	----	----
TE 310	310	09-10	941088	13	293--520	12-16	941351	50	216U-520	----	----	----	----
TE 300	300	24-24	941086	13	292--520, 292U-520	11-15	941352	50	224U-520	2240-520	----	----	----
TE 300	300	18-18	941086	13	292--520, 292U-520	11-15	941352	50	224U-520	2240-520	----	----	----
TE 300	300	17-17	941128	14	292--520, 292U-520	11-15	941231	50	224U-520	2240-520	----	----	----
TE 300	300	14-16	941087	13	292--520, 292U-520	11-15	941352	50	224U-520	2240-520	----	----	----
TE 300 & i	300	18-23	941127	14	292--520, 292U-520	11-15	941352	50	224U-520	2240-520	----	----	----
TX 300	300	24-24	941127	14	292--520, 292U-520	11-15	941334	48	224U-520	2240-520	----	----	----
TX 300	300	23-23	941127	14	292--520, 292U-520	11-15	941343	49	224U-520	2240-520	----	----	----

— MX SPROCKETS CONTINUED —

BIKE MODEL	CC	Year	OEM Front Size	OEM Tooth Count	FCW GROUP ***		OEM Rear Size	OEM Tooth Count	RCW GROUP ***	TWIN-RING ***	Front Conversion ***	Tooth Options	Rear Conversion ***
Dirt													
HUSQVARNA CONTINUED													
TX 300	300	18-19	941086	13	292--520, 292U-520	11-15	941352	50	224U-520	2240-520	----	----	----
TX 300	300	17-17	941087	13	292--520, 292U-520	11-15	941231	50	224U-520	2240-520	----	----	----
TX 300i	300	20-22	941086	13	292--520, 292U-520	11-15	941233	51	224U-520	2240-520	----	----	----
WR 300	300	09-12	941088	13	293--520	12-16	941333	48	216U-520	----	----	----	----
CR 250	250	05-05	941088	13	293--520	12-16	941333	48	216U-520	----	----	----	----
CR 250	250	00-04	941088	13	293--520	12-16	941333	48	216U-520	----	----	----	----
CR 250	250	99-99	941162	15	293--520	12-16	941351	50	216U-520	----	----	----	----
CR 250	250	95-98	----	----	270U-520	----	941333	48	216U-520	----	----	----	----
FC 250	250	24-24	----	----	292--520, 292U-520	----	941367	52	224U-520	2240-520	----	----	----
FC 250	250	23-23	941127	14	292--520, 292U-520	11-15	941367	52	224U-520	2240-520	----	----	----
FC 250	250	19-22	941127	14	292--520, 292U-520	11-15	941361	51	224U-520	2240-520	----	----	----
FC 250	250	18-18	941086	13	292--520, 292U-520	11-15	941361	51	224U-520	2240-520	----	----	----
FC 250	250	17-17	941128	14	292--520, 292U-520	11-15	941233	51	224U-520	2240-520	----	----	----
FC 250	250	16-16	941087	13	292--520, 292U-520	11-15	941367	52	224U-520	2240-520	----	----	----
FC 250	250	14-15	941087	13	292--520, 292U-520	11-15	941367	52	224U-520	2240-520	----	----	----
FE 250	250	24-24	941127	14	292--520, 292U-520	11-15	----	----	224U-520	2240-520	----	----	----
FE 250	250	21-23	941086	13	292--520, 292U-520	11-15	941236	52	224U-520	2240-520	----	----	----
FE 250	250	20-20	941127	14	292--520, 292U-520	11-15	941236	52	224U-520	2240-520	----	----	----
FE 250	250	18-18	941127	14	292--520, 292U-520	11-15	941228	49	224U-520	2240-520	----	----	----
FE 250	250	17-17	941128	14	292--520, 292U-520	11-15	941236	52	224U-520	2240-520	----	----	----
FE 250	250	16-16	941087	13	292--520, 292U-520	11-15	941367	52	224U-520	2240-520	----	----	----
FE 250	250	14-15	941087	13	292--520, 292U-520	11-15	941367	52	224U-520	2240-520	----	----	----
TC 250	250	23-24	941127	14	292--520, 292U-520	11-15	941343	49	224U-520	2240-520	----	----	----
TC 250	250	20-22	941127	14	292--520, 292U-520	11-15	941352	50	224U-520	2240-520	----	----	----
TC 250	250	19-19	941086	13	292--520, 292U-520	11-15	941352	50	224U-520	2240-520	----	----	----
TC 250	250	18-18	941127	14	292--520, 292U-520	11-15	941352	50	224U-520	2240-520	----	----	----
TC 250	250	17-17	941128	14	292--520, 292U-520	11-15	941231	50	224U-520	2240-520	----	----	----

— MX SPROCKETS CONTINUED —

BIKE MODEL	CC	Year	OEM Front Size	OEM Tooth Count	FCW GROUP ***		OEM Rear Size	OEM Tooth Count	RCW GROUP ***	TWIN-RING ***	Front Conversion ***	Tooth Options	Rear Conversion ***
Dirt													
HUSQVARNA CONTINUED													
TC 250	250	16-16	941087	13	292--520, 292U-520	11-15	941352	50	224U-520	2240-520	----	----	----
TC 250	250	14-15	941087	13	292--520, 292U-520	11-15	941352	50	224U-520	2240-520	----	----	----
TC 250	250	06-08	----	12	293--520	12-16	941351	50	216U-520	----	----	----	----
TC 250	250	04-05	941088	13	293--520	12-16	941351	50	216U-520	----	----	----	----
TC 250	250	02-03	941129	14	293--520	12-16	941351	50	216U-520	----	----	----	----
TC 250 / R	250	09-13	941072	12	479--520	12-13	941351	50	216U-520	----	----	----	----
TE 250	250	24-24	941086	13	292--520, 292U-520	11-15	----	----	224U-520	2240-520	----	----	----
TE 250	250	18-18	941127	14	292--520, 292U-520	11-15	941352	50	224U-520	2240-520	----	----	----
TE 250	250	17-17	941128	14	292--520, 292U-520	11-15	941231	50	224U-520	2240-520	----	----	----
TE 250	250	14-16	941087	13	292--520, 292U-520	11-15	941352	50	224U-520	2240-520	----	----	----
TE 250	250	04-09	941088	13	293--520	12-16	941351	50	216U-520	----	----	----	----
TE 250	250	02-03	941129	14	293--520	12-16	941351	50	216U-520	----	----	----	----
TE 250 & i	250	20-23	941127	14	292--520, 292U-520	11-15	941352	50	224U-520	2240-520	----	----	----
TE 250 / R	250	10-13	941106	13	479--520	12-13	941351	50	216U-520	----	----	----	----
TE 250i	250	18-19	941127	14	292--520, 292U-520	11-15	941352	50	224U-520	2240-520	----	----	----
TXC 250	250	10-12	941072	12	479--520	12-13	941351	50	216U-520	----	----	----	----
TXC 250	250	08-09	941088	13	293--520	12-16	941351	50	216U-520	----	----	----	----
WR 250	250	98-12	941088	13	293--520	12-16	941333	48	216U-520	----	----	----	----
TE 150	150	24-24	941086	13	292--520, 292U-520	11-15	----	----	224U-520	2240-520	----	----	----
TE 150	150	18-19	941086	13	292--520, 292U-520	11-15	941352	50	224U-520	2240-520	----	----	----
TE 150	150	17-17	941087	13	292--520, 292U-520	11-15	941231	50	224U-520	2240-520	----	----	----
TE 150 & i EU	150	21-23	941086	13	292--520, 292U-520	11-15	941225	48	224U-520	2240-520	----	----	----
TE 150 & i US	150	21-23	941086	13	292--520, 292U-520	11-15	941231	50	224U-520	2240-520	----	----	----
TE 150i	150	20-20	941086	13	292--520, 292U-520	11-15	941225	48	224U-520	2240-520	----	----	----
CR 125	125	98-12	----	13	307--520	13-13	941351	50	216U-520	----	----	----	----
CR 125	125	95-96	----	----	356--520	----	941351	50	216U-520	----	----	----	----
TC 125	125	23-24	941086	13	292--520, 292U-520	11-15	941361	51	224U-520	2240-520	----	----	----

— MX SPROCKETS CONTINUED —

BIKE MODEL	CC	Year	OEM Front Size	OEM Tooth Count	FCW GROUP ***		OEM Rear Size	OEM Tooth Count	RCW GROUP ***	TWIN-RING ***	Front Conversion ***	Tooth Options	Rear Conversion ***
Dirt													
HUSQVARNA CONTINUED													
TC 125	125	20-22	941086	13	292--520, 292U-520	11-15	941361	51	224U-520	2240-520	----	----	----
TC 125	125	19-19	941086	13	292--520, 292U-520	11-15	941352	50	224U-520	2240-520	----	----	----
TC 125	125	18-18	941086	13	292--520, 292U-520	11-15	941352	50	224U-520	2240-520	----	----	----
TC 125	125	17-17	941087	13	292--520, 292U-520	11-15	941231	50	224U-520	2240-520	----	----	----
TC 125	125	16-16	941087	13	292--520, 292U-520	11-15	941352	50	224U-520	2240-520	----	----	----
TC 125	125	14-15	941087	13	292--520, 292U-520	11-15	941352	50	224U-520	2240-520	----	----	----
TE 125	125	16-16	941087	13	292--520, 292U-520	11-15	941352	50	224U-520	2240-520	----	----	----
TE 125	125	14-15	941087	13	292--520, 292U-520	11-15	941352	50	224U-520	2240-520	----	----	----
TX 125	125	18-18	941086	13	292--520, 292U-520	11-15	941352	50	224U-520	2240-520	----	----	----
TX 125	125	17-17	941087	13	292--520, 292U-520	11-15	941231	50	224U-520	2240-520	----	----	----
WR 125	125	98-13	----	13	307--520	13-13	941351	50	216U-520	----	----	----	----
WR 125	125	95-96	----	----	356--520	----	941366	52	216U-520	----	----	----	----
WRE 125	125	99-99	----	----	356--520	----	941366	52	216U-520	----	----	----	----
WRE 125	125	95-97	----	----	356--520	----	941351	50	216U-520	----	----	----	----
TC 85 17/14	85	21-23	----	13	503--428	13-14	941237	46	441U-428	----	----	----	----
TC 85 17/14	85	18-20	----	13	503--428	13-14	941387	46	441U-428	----	----	----	----
TC 85 17/14	85	17-17	941147	14	482--428	13-14	941387	46	441U-428	----	----	----	----
TC 85 19/16	85	21-24	----	13	503--428	13-14	941242	50	441U-428	----	----	----	----
TC 85 19/16	85	18-20	----	13	503--428	13-14	941397	49	441U-428	----	----	----	----
TC 85 19/16	85	17-17	941147	14	482--428	13-14	941397	49	441U-428	----	----	----	----
65 CR	65	11-12	----	----	----	----	----	----	----	----	----	----	----
TC 65	65	23-23	----	14	440--420	12-14	941332	48	192U-420	----	----	----	----
TC 65	65	21-22	----	14	440--420	12-14	941332	48	192U-420	----	----	----	----
TC 65	65	18-20	----	14	440--420	12-14	941332	48	192U-420	----	----	----	----
TC 50	50	18-20	941054	11	481--415	10-12	----	----	491--415	----	----	----	----
TC 50 & Mini	50	21-23	941054	11	481--415	10-12	941176	40	491--415	----	----	----	----
TC 50 Mini	50	18-20	941052	10	481--415	10-12	----	----	491--415	----	----	----	----

— MX SPROCKETS CONTINUED —

BIKE MODEL	CC	Year	OEM Front Size	OEM Tooth Count	FCW GROUP ***		OEM Rear Size	OEM Tooth Count	RCW GROUP ***	TWIN-RING ***	Front Conversion ***	Tooth Options	Rear Conversion ***
Dual Sport													
HUSQVARNA													
701 Enduro	690	22-22	----	15	304--520	15-16	941317	46	224U-520	2240-520	----	----	----
FS 450	450	23-24	941127	14	292--520, 292U-520	11-15	941317	46	224U-520	2240-520	----	----	----
FS 450	450	18-22	941127	14	292--520, 292U-520	11-15	941312	45	224U-520	2240-520	----	----	----
TE 125 4T	125	11-12	----	14	470--428	13-14	----	----	----	----	----	----	----
Dirt													
Kawasaki													
KLX 650/R	650	93-96	----	----	----	----	941335	49	112U-520	1120-520	----	----	----
KX 500	500	87-04	941111	14	252--520, 252U-520	12-15	941318	47	112U-520	1120-520	----	----	----
KLX 450F	450	17-17	941061	13	452--520, 452U-520	13-15	941344	50	112U-520	1120-520	----	----	----
KLX 450R	450	21-22	941061	13	452--520, 452U-520	13-15	941406	52	112U-520	1120-520	----	----	----
KLX 450R	450	19-20	941061	13	452--520, 452U-520	13-15	941344	50	112U-520	1120-520	----	----	----
KLX 450R	450	18-18	941061	13	452--520, 452U-520	13-15	941406	52	112U-520	1120-520	----	----	----
KLX 450R	450	09-17	941061	13	452--520, 452U-520	13-15	941344	50	112U-520	1120-520	----	----	----
KX 450	450	21-23	941061	13	452--520, 452U-520	13-15	941344	50	112U-520	1120-520	----	----	----
KX 450	450	19-20	941061	13	452--520, 452U-520	13-15	941344	50	112U-520	1120-520	----	----	----
KX 450F	450	16-18	941061	13	452--520, 452U-520	13-15	941344	50	112U-520	1120-520	----	----	----
KX 450F	450	13-15	941061	13	452--520, 452U-520	13-15	941344	50	112U-520	1120-520	----	----	----
KX 450F	450	09-12	941061	13	452--520, 452U-520	13-15	941344	50	112U-520	1120-520	----	----	----
KX 450F	450	06-08	941061	13	452--520, 452U-520	13-15	941344	50	112U-520	1120-520	----	----	----
KX 450X	450	23-23	941061	13	452--520, 452U-520	13-15	941344	50	112U-520	1120-520	----	----	----
KX 450XC	450	22-22	941061	13	452--520, 452U-520	13-15	941353	51	112U-520	1120-520	----	----	----
KLX 300R	300	20-22	----	14	445--520	13-14	941245	50	112U-520	1120-520	----	----	----
KLX 300R	300	03-07	941125	14	289--520, 289U-520	12-16	941344	50	112U-520	1120-520	----	----	----
KLX 300R	300	97-02	941111	14	252--520, 252U-520	12-15	941344	50	112U-520	1120-520	----	----	----
KLX 300SM	300	22-23	----	14	445--520	13-14	----	----	112U-520	1120-520	----	----	----
KDX 250	250	91-94	941111	14	252--520, 252U-520	12-15	941326	48	112U-520	1120-520	----	----	----
KLX 250	250	20-20	----	14	445--520	13-14	----	----	112U-520	1120-520	----	----	----
KLX 250	250	94-98	941111	14	252--520, 252U-520	12-15	----	----	112U-520	1120-520	----	----	----

— MX SPROCKETS CONTINUED —

BIKE MODEL	CC	Year	OEM Front Size	OEM Tooth Count	FCW GROUP ***		OEM Rear Size	OEM Tooth Count	RCW GROUP ***	TWIN-RING ***	Front Conversion ***	Tooth Options	Rear Conversion ***
Dirt													
KAWASAKI CONTINUED													
KLX 250R	250	94-96	941111	14	252--520, 252U-520	12-15	941344	50	112U-520	1120-520	----	----	----
KLX 250S	250	12-17	----	14	445--520	13-14	----	----	112U-520	1120-520	----	----	----
KLX 250S	250	09-10	941100	13	445--520	13-14	----	----	112U-520	1120-520	----	----	----
KLX 250S	250	06-07	----	14	445--520	13-14	----	----	112U-520	1120-520	----	----	----
KX 250	250	21-23	941103	13	453--520, 453U-520	12-14	941344	50	112U-520	1120-520	----	----	----
KX 250	250	19-20	941103	13	453--520, 453U-520	12-14	941344	50	112U-520	1120-520	----	----	----
KX 250 (2-Stroke)	250	06-08	941084	13	289--520, 289U-520	12-16	941353	51	112U-520	1120-520	----	----	----
KX 250 (2-Stroke)	250	02-05	941084	13	289--520, 289U-520	12-16	941335	49	112U-520	1120-520	----	----	----
KX 250 (2-Stroke)	250	99-01	941125	14	289--520, 289U-520	12-16	941335	49	112U-520	1120-520	----	----	----
KX 250 (2-Stroke)	250	92-98	941111	14	252--520, 252U-520	12-15	941335	49	112U-520	1120-520	----	----	----
KX 250 (2-Stroke)	250	90-91	941111	14	252--520, 252U-520	12-15	941326	48	112U-520	1120-520	----	----	----
KX 250 (2-Stroke)	250	87-89	941111	14	252--520, 252U-520	12-15	941318	47	112U-520	1120-520	----	----	----
KX 250F	250	16-19	941103	13	453--520, 453U-520	12-14	941344	50	112U-520	1120-520	----	----	----
KX 250F	250	14-15	941103	13	453--520, 453U-520	12-14	941344	50	112U-520	1120-520	----	----	----
KX 250F	250	11-13	941103	13	453--520, 453U-520	12-14	941344	50	112U-520	1120-520	----	----	----
KX 250F	250	10-10	941103	13	453--520, 453U-520	12-14	941326	48	112U-520	1120-520	----	----	----
KX 250F	250	09-09	941103	13	453--520, 453U-520	12-14	941326	48	112U-520	1120-520	----	----	----
KX 250F	250	06-08	941103	13	453--520, 453U-520	12-14	941326	48	112U-520	1120-520	----	----	----
KX 250F	250	04-05	941096	13	438--520	12-14	941326	48	112U-520	1120-520	----	----	----
KX 250X and XC	250	21-23	941103	13	453--520, 453U-520	12-14	941353	51	112U-520	1120-520	----	----	----
KLX 230 & R	230	20-22	941139	14	445--520	13-14	941313	46	112U-520	----	----	----	----
KLX 230R S	230	23-23	941100	13	445--520	13-14	941313	46	112U-520	1120-520	----	----	----
KDX 220	220	97-06	941074	13	252--520, 252U-520	12-15	941318	47	112U-520	1120-520	----	----	----
KDX 200	200	89-94	941074	13	252--520, 252U-520	12-15	941318	47	112U-520	1120-520	----	----	----
KDX 200	200	84-88	941074	13	252--520, 252U-520	12-15	941326	48	112U-520	1120-520	----	----	----
KLX 140	140	11-23	----	14	431--428	13-14	941400	50	191U-428	----	----	----	----
KLX 140	140	08-09	----	14	431--428	13-14	941400	50	191U-428	----	----	----	----

— MX SPROCKETS CONTINUED —

BIKE MODEL	CC	Year	OEM Front Size	OEM Tooth Count	FCW GROUP ***		OEM Rear Size	OEM Tooth Count	RCW GROUP ***	TWIN-RING ***	Front Conversion ***	Tooth Options	Rear Conversion ***
Dirt													
KAWASAKI CONTINUED													
KLX 140G	140	17-23	941095	13	431--428	13-14	----	----	191U-428	----	----	----	----
KLX 140L	140	11-23	941095	13	431--428	13-14	941404	51	191U-428	----	----	----	----
KLX 140L	140	08-09	941095	13	431--428	13-14	941404	51	191U-428	----	----	----	----
KX 125	125	08-08	941092	13	337--520	12-13	941353	51	112U-520	1120-520	----	----	----
KX 125	125	07-07	941092	13	337--520	12-13	941353	51	112U-520	1120-520	----	----	----
KX 125	125	06-06	941092	13	337--520	12-13	941353	51	112U-520	1120-520	----	----	----
KX 125	125	05-05	941092	13	337--520	12-13	941353	51	112U-520	1120-520	----	----	----
KX 125	125	04-04	941092	13	337--520	12-13	941353	51	112U-520	1120-520	----	----	----
KX 125	125	03-03	941092	13	337--520	12-13	941353	51	112U-520	1120-520	----	----	----
KX 125	125	00-02	941070	12	337--520	12-13	941335	49	112U-520	1120-520	----	----	----
KX 125	125	98-99	941070	12	337--520	12-13	941326	48	112U-520	1120-520	----	----	----
KX 125	125	96-97	941092	13	337--520	12-13	941344	50	112U-520	1120-520	----	----	----
KX 125	125	92-95	941070	12	337--520	12-13	941335	49	112U-520	1120-520	----	----	----
KX 125	125	90-91	----	----	258--520	----	941326	48	112U-520	1120-520	----	----	----
KX 125	125	85-89	----	----	258--520	----	941318	47	112U-520	1120-520	----	----	----
KX 112	112	23-23	941082	13	258--420	12-14	941403	51	191U-420	----	324--428	13-14	191U-428
KLX 110	110	10-17	----	----	431--420	----	----	----	430U-420	----	----	----	----
KLX 110	110	03-09	941134	14	431--420	14-15	----	----	430U-420	----	----	----	----
KLX 110	110	02-02	941134	14	431--420	14-15	----	----	430U-420	----	----	----	----
KLX 110 & L	110	19-23	----	----	431--420	----	----	----	430U-420	----	----	----	----
KX 100	100	14-21	----	13	258--420	12-14	941403	51	191U-420	----	----	----	----
KX 100	100	20-20	941082	13	258--420	12-14	941250	49	191U-420	----	324--428	13-14	191U-428
KX 100	100	11-13	----	14	258--420	12-14	941403	51	191U-420	----	----	----	----
KX 100	100	98-10	941082	13	258--420	12-14	941403	51	191U-420	----	----	----	----
KX 100	100	97-97	941082	13	258--420	12-14	941407	52	191U-420	----	----	----	----
KX 100	100	91-96	941082	13	258--420	12-14	----	54	191U-420	----	----	----	----
KX 100	100	96-96	941082	13	258--420	12-14	941407	52	191U-420	----	----	----	----

— MX SPROCKETS CONTINUED —

BIKE MODEL	CC	Year	OEM Front Size	OEM Tooth Count	FCW GROUP ***		OEM Rear Size	OEM Tooth Count	RCW GROUP ***	TWIN-RING ***	Front Conversion ***	Tooth Options	Rear Conversion ***
Dirt													
KAWASAKI CONTINUED													
KX 100	100	89-90	941082	13	258--420	12-14	941407	52	191U-420	----	----	----	----
KX 100	100	87-88	941119	14	258--420	12-14	----	53	191U-420	----	----	----	----
KX 85	85	23-24	941119	14	258--420	12-14	941403	51	191U-420	----	324--428	13-14	191U-428
KX 85	85	14-22	941119	14	258--420	12-14	941399	50	191U-420	----	324--428	13-14	191U-428
KX 85	85	20-20	941082	13	258--420	12-14	941399	50	191U-420	----	324--428	13-14	191U-428
KX 85	85	01-13	941119	14	258--420	12-14	941399	50	191U-420	----	324--428	13-14	191U-428
KX 85 (19/16)	85	01-19	941082	13	258--420	12-14	941403	51	191U-420	----	324--428	13-14	191U-428
KX 85L	85	22-24	941082	13	258--420	12-14	941403	51	191U-420	----	324--428	13-14	191U-428
KX 85-II	85	20-20	941082	13	258--420	12-14	941403	51	191U-420	----	324--428	13-14	191U-428
KX 80	80	00-00	941119	14	258--420	12-14	941403	51	191U-420	----	----	----	----
KX 80	80	98-99	941119	14	258--420	12-14	941399	50	191U-420	----	----	----	----
KX 80	80	88-97	941082	13	258--420	12-14	941396	49	191U-420	----	----	----	----
KX 80 (19/16)	80	98-00	941082	13	258--420	12-14	941403	51	191U-420	----	----	----	----
KX 80 (19/16)	80	91-97	941082	13	258--420	12-14	----	54	191U-420	----	----	----	----
KX 65	65	21-24	941082	13	258--420	12-14	----	----	408U-420	----	----	----	----
KX 65	65	20-20	941082	13	258--420	12-14	941248	47	408U-420	----	----	----	----
KX 65	65	02-19	941082	13	258--420	12-14	941390	47	408U-420	----	----	----	----
KX 65	65	00-01	941082	13	258--420	12-14	----	----	408U-420	----	----	----	----
KX 60	60	86-01	941082	13	258--420	12-14	----	----	157U-420	----	----	----	----
Dirt													
KTM													
Freeride E-SX	E	14-16	941053	11	292--520, 292U-520	11-15	941217	48	441U-520	----	----	----	----
Freeride E-XC	E	21-23	941053	11	292--520, 292U-520	11-15	941217	48	441U-520	----	----	----	----
Freeride E-XC	E	19-20	941053	11	292--520, 292U-520	11-15	941217	48	441U-520	----	----	----	----
Freeride E-XC	E	13-18	941053	11	292--520, 292U-520	11-15	941217	48	441U-520	----	----	----	----
Freeride E-XC NG	E	18-18	941053	11	292--520, 292U-520	11-15	941217	48	441U-520	----	----	----	----
SX-E 3	E	24-24	----	----	----	----	----	----	491--415	----	----	----	----
SX-E 5	E	24-24	----	----	----	----	----	----	491--415	----	----	----	----

— MX SPROCKETS CONTINUED —

BIKE MODEL	CC	Year	OEM Front Size	OEM Tooth Count	FCW GROUP ***		OEM Rear Size	OEM Tooth Count	RCW GROUP ***	TWIN-RING ***	Front Conversion ***	Tooth Options	Rear Conversion ***
Dirt													
KTM CONTINUED													
SX-E 5	E	21-23	----	----	----	----	----	----	491--415	----	----	----	----
660 Rally Factory / Special raid	660	02-04	----	16	304--520	15-16	----	44	224U-520	2240-520	----	----	----
640 LC4-E Enduro	640	00-06	----	16	304--520	15-16	941303	42	224U-520	2240-520	----	----	----
530 XC-W	530	10-11	941086	13	292--520, 292U-520	11-15	941352	50	224U-520	2240-520	----	----	----
530 XC-W	530	09-09	941127	14	292--520, 292U-520	11-15	941352	50	224U-520	2240-520	----	----	----
525 EXC	525	03-09	941127	14	292--520, 292U-520	11-15	941334	48	224U-520	2240-520	----	----	----
525 SX	525	03-06	941127	14	292--520, 292U-520	11-15	941334	48	224U-520	2240-520	----	----	----
520 EXC	520	00-02	941127	14	292--520, 292U-520	11-15	941334	48	224U-520	2240-520	----	----	----
520 SX	520	99-02	941127	14	292--520, 292U-520	11-15	941334	48	224U-520	2240-520	----	----	----
505 SX-F/XC-F	505	08-09	941127	14	292--520, 292U-520	11-15	941367	52	224U-520	2240-520	----	----	----
505 XC-F	505	08-09	941127	14	292--520, 292U-520	11-15	941367	52	224U-520	2240-520	----	----	----
500 EXC-F	500	24-24	941127	14	292--520, 292U-520	11-15	941352	50	224U-520	2240-520	----	----	----
500 EXC-F	500	21-23	941127	14	292--520, 292U-520	11-15	941352	50	224U-520	2240-520	----	----	----
500 EXC-F	500	20-20	941086	13	292--520, 292U-520	11-15	941367	52	224U-520	2240-520	----	----	----
500 EXC-F	500	16-19	941127	14	292--520, 292U-520	11-15	941352	50	224U-520	2240-520	----	----	----
500 EXC-F	500	14-15	941086	13	292--520, 292U-520	11-15	941352	50	224U-520	2240-520	----	----	----
500 EXC-F Six Days	500	24-24	941127	14	292--520, 292U-520	11-15	941352	50	224U-520	2240-520	----	----	----
500 EXC-F Six Days	500	18-18	941127	14	292--520, 292U-520	11-15	941352	50	224U-520	2240-520	----	----	----
500 XCF-W	500	21-22	941127	14	292--520, 292U-520	11-15	941334	48	224U-520	2240-520	----	----	----
500 XCF-W	500	20-20	941086	13	292--520, 292U-520	11-15	941334	48	224U-520	2240-520	----	----	----
500 XC-W	500	13-13	941127	14	292--520, 292U-520	11-15	941352	50	224U-520	2240-520	----	----	----
500 XC-W	500	12-12	941127	14	292--520, 292U-520	11-15	941352	50	224U-520	2240-520	----	----	----
500 XC-W(US)	500	16-16	----	----	292--520, 292U-520	----	----	----	224U-520	2240-520	----	----	----
450 EXC/XC/XC-W	450	04-08	941127	14	292--520, 292U-520	11-15	941352	50	224U-520	2240-520	----	----	----
450 EXC/XC/XC-W	450	03-03	941127	14	292--520, 292U-520	11-15	941352	50	224U-520	2240-520	----	----	----
450 EXC-F	450	24-24	941127	14	292--520, 292U-520	11-15	941352	50	224U-520	2240-520	----	----	----
450 EXC-F	450	21-23	941127	14	292--520, 292U-520	11-15	941367	52	224U-520	2240-520	----	----	----

— MX SPROCKETS CONTINUED —

BIKE MODEL	CC	Year	OEM Front Size	OEM Tooth Count	FCW GROUP ***		OEM Rear Size	OEM Tooth Count	RCW GROUP ***	TWIN-RING ***	Front Conversion ***	Tooth Options	Rear Conversion ***
Dirt													
KTM CONTINUED													
450 EXC-F	450	20-20	941086	13	292--520, 292U-520	11-15	941367	52	224U-520	2240-520	----	----	----
450 EXC-F	450	17-18	941127	14	292--520, 292U-520	11-15	941367	52	224U-520	2240-520	----	----	----
450 EXC-F	450	16-16	941086	13	292--520, 292U-520	11-15	941352	50	224U-520	2240-520	----	----	----
450 EXC-F Six Days	450	24-24	941127	14	292--520, 292U-520	11-15	941367	52	224U-520	2240-520	----	----	----
450 EXC-F Six Days	450	17-21	941127	14	292--520, 292U-520	11-15	941367	52	224U-520	2240-520	----	----	----
450 Rally Factory Replica	450	21-21	941127	14	292--520, 292U-520	11-15	941266	48	224U-520	2240-520	----	----	----
450 Rally Factory Replica/Race Replica	450	22-23	941127	14	292--520, 292U-520	11-15	941266	48	224U-520	2240-520	----	----	----
450 SMR	450	23-24	941127	14	292--520, 292U-520	11-15	941317	46	224U-520	2240-520	----	----	----
450 SMR	450	22-22	941086	13	292--520, 292U-520	11-15	941312	45	224U-520	2240-520	----	----	----
450 SMR	450	06-06	941127	14	292--520, 292U-520	11-15	941312	45	224U-520	2240-520	----	----	----
450 SX-F	450	23-23	941127	14	292--520, 292U-520	11-15	941367	52	224U-520	2240-520	----	----	----
450 SX-F	450	20-22	941086	13	292--520, 292U-520	11-15	941343	49	224U-520	2240-520	----	----	----
450 SX-F	450	16-19	941086	13	292--520, 292U-520	11-15	941334	48	224U-520	2240-520	----	----	----
450 SX-F	450	14-15	941127	14	292--520, 292U-520	11-15	941367	52	224U-520	2240-520	----	----	----
450 SX-F	450	13-13	941127	14	292--520, 292U-520	11-15	941367	52	224U-520	2240-520	----	----	----
450 SX-F	450	09-12	941127	14	292--520, 292U-520	11-15	941367	52	224U-520	2240-520	----	----	----
450 SX-F	450	12-12	941127	14	292--520, 292U-520	11-15	941367	52	224U-520	2240-520	----	----	----
450 SX-F	450	04-08	941127	14	292--520, 292U-520	11-15	941367	52	224U-520	2240-520	----	----	----
450 SX-F	450	03-03	941127	14	292--520, 292U-520	11-15	941352	50	224U-520	2240-520	----	----	----
450 XC-F	450	24-24	941086	13	292--520, 292U-520	11-15	941367	52	224U-520	2240-520	----	----	----
450 XC-F	450	23-23	941086	13	292--520, 292U-520	11-15	941367	52	224U-520	2240-520	----	----	----
450 XC-F (US)	450	22-22	941086	13	292--520, 292U-520	11-15	941367	52	224U-520	2240-520	----	----	----
450 XC-F (US)	450	20-21	941086	13	292--520, 292U-520	11-15	941334	48	224U-520	2240-520	----	----	----
450 XC-F (US)	450	18-18	941086	13	292--520, 292U-520	11-15	941352	50	224U-520	2240-520	----	----	----
450 XC-F (US)	450	16-16	941086	13	292--520, 292U-520	11-15	941207	51	224U-520	2240-520	----	----	----
450 XC-F (US)	450	14-14	----	----	292--520, 292U-520	----	----	----	224U-520	2240-520	----	----	----
450 XC-F (US)	450	13-13	941086	13	292--520, 292U-520	11-15	941367	52	224U-520	2240-520	----	----	----

— MX SPROCKETS CONTINUED —

BIKE MODEL	CC	Year	OEM Front Size	OEM Tooth Count	FCW GROUP ***		OEM Rear Size	OEM Tooth Count	RCW GROUP ***	TWIN-RING ***	Front Conversion ***	Tooth Options	Rear Conversion ***
Dirt													
KTM CONTINUED													
450 XC-F (US)	450	09-09	941127	14	292--520, 292U-520	11-15	941367	52	224U-520	2240-520	----	----	----
450 XCF-W	450	24-24	941086	13	292--520, 292U-520	11-15	941367	52	224U-520	2240-520	----	----	----
450 XC-W	450	16-16	----	----	292--520, 292U-520	----	----	----	224U-520	2240-520	----	----	----
450 XC-W	450	14-14	----	----	292--520, 292U-520	----	----	----	224U-520	2240-520	----	----	----
450 XC-W	450	10-13	941086	13	292--520, 292U-520	11-15	941367	52	224U-520	2240-520	----	----	----
450 XC-W	450	09-09	941127	14	292--520, 292U-520	11-15	941352	50	224U-520	2240-520	----	----	----
450 XCW-F	450	23-22	941086	13	292--520, 292U-520	11-15	941367	52	224U-520	2240-520	----	----	----
400 EXC/XC-W	400	00-08	941127	14	292--520, 292U-520	11-15	941352	50	224U-520	2240-520	----	----	----
400 LC4/E	400	97-00	----	----	304--520	----	941312	45	224U-520	2240-520	----	----	----
400 SX	400	99-02	941127	14	292--520, 292U-520	11-15	941352	50	224U-520	2240-520	----	----	----
400 XC-W	400	09-10	941127	14	292--520, 292U-520	11-15	941352	50	224U-520	2240-520	----	----	----
380 EXC	380	00-01	941161	15	292--520, 292U-520	11-15	941334	48	224U-520	2240-520	----	----	----
380 SX	380	98-02	941127	14	292--520, 292U-520	11-15	941352	50	224U-520	2240-520	----	----	----
360 SX	360	96-97	941127	14	292--520, 292U-520	11-15	941352	50	224U-520	2240-520	----	----	----
350 EXC-F	350	24-24	941127	14	292--520, 292U-520	11-15	941317	46	224U-520	2240-520	----	----	----
350 EXC-F	350	17-23	941127	14	292--520, 292U-520	11-15	941367	52	224U-520	2240-520	----	----	----
350 EXC-F	350	16-16	941127	14	292--520, 292U-520	11-15	941212	52	224U-520	2240-520	----	----	----
350 EXC-F (AU/BR/EU/US)	350	14-15	941086	13	292--520, 292U-520	11-15	941367	52	224U-520	2240-520	----	----	----
350 EXC-F (Dual Sport)	350	12-12	941127	14	292--520, 292U-520	11-15	941312	45	224U-520	2240-520	----	----	----
350 EXC-F IKD	350	23-23	941127	14	292--520, 292U-520	11-15	941367	52	224U-520	2240-520	----	----	----
350 EXC-F Six Days	350	24-24	941127	14	292--520, 292U-520	11-15	941317	46	224U-520	2240-520	----	----	----
350 EXC-F Six Days	350	21-21	941127	14	292--520, 292U-520	11-15	941367	52	224U-520	2240-520	----	----	----
350 EXC-F Six Days	350	18-18	941127	14	292--520, 292U-520	11-15	941367	52	224U-520	2240-520	----	----	----
350 EXC-F Six Days	350	17-17	941127	14	292--520, 292U-520	11-15	941367	52	224U-520	2240-520	----	----	----
350 Freeride	350	13-16	941055	12	292--520, 292U-520	11-15	941217	48	441U-520	----	----	----	----
350 SX-F	350	24-24	941127	14	292--520, 292U-520	11-15	941361	51	224U-520	2240-520	----	----	----
350 SX-F	350	23-23	941127	14	292--520, 292U-520	11-15	941367	52	224U-520	2240-520	----	----	----

— MX SPROCKETS CONTINUED —

BIKE MODEL	CC	Year	OEM Front Size	OEM Tooth Count	FCW GROUP ***		OEM Rear Size	OEM Tooth Count	RCW GROUP ***	TWIN-RING ***	Front Conversion ***	Tooth Options	Rear Conversion ***
Dirt													
KTM CONTINUED													
350 SX-F	350	18-22	941127	14	292--520, 292U-520	11-15	941352	50	224U-520	2240-520	----	----	----
350 SX-F	350	16-17	941127	14	292--520, 292U-520	11-15	941352	50	224U-520	2240-520	----	----	----
350 SX-F	350	14-15	941127	14	292--520, 292U-520	11-15	941352	50	224U-520	2240-520	----	----	----
350 SX-F	350	13-13	941127	14	292--520, 292U-520	11-15	941352	50	224U-520	2240-520	----	----	----
350 SX-F	350	10-12	941127	14	292--520, 292U-520	11-15	941352	50	224U-520	2240-520	----	----	----
350 XC-F	350	23-24	941127	14	292--520, 292U-520	11-15	941325	47	224U-520	2240-520	----	----	----
350 XC-F	350	14-15	941086	13	292--520, 292U-520	11-15	941367	52	224U-520	2240-520	----	----	----
350 XC-F	350	11-11	941127	14	292--520, 292U-520	11-15	941352	50	224U-520	2240-520	----	----	----
350 XC-F (US)	350	17-22	941127	14	292--520, 292U-520	11-15	941352	50	224U-520	2240-520	----	----	----
350 XC-F (US)	350	16-16	----	----	292--520, 292U-520	----	----	----	224U-520	2240-520	----	----	----
350 XC-F/XCF-W	350	13-13	941086	13	292--520, 292U-520	11-15	941367	52	224U-520	2240-520	----	----	----
350 XCF-W	350	12-12	941086	13	292--520, 292U-520	11-15	941367	52	224U-520	2240-520	----	----	----
350 XCF-W (US)	350	20-22	941127	14	292--520, 292U-520	11-15	941367	52	224U-520	2240-520	----	----	----
350 XCF-W(US)	350	14-16	----	----	292--520, 292U-520	----	----	----	224U-520	2240-520	----	----	----
350EXC-F Six Days CKD CN	350	21-21	941086	13	292--520, 292U-520	11-15	941367	52	224U-520	2240-520	----	----	----
450 SX-F	350	24-24	941086	13	292--520, 292U-520	11-15	941361	51	224U-520	2240-520	----	----	----
300 EXC	300	24-24	941127	14	292--520, 292U-520	11-15	941312	45	224U-520	2240-520	----	----	----
300 EXC	300	22-23	941086	13	292--520, 292U-520	11-15	941352	50	224U-520	2240-520	----	----	----
300 EXC	300	17-17	941127	14	292--520, 292U-520	11-15	941202	50	224U-520	2240-520	----	----	----
300 EXC	300	14-16	941086	13	292--520, 292U-520	11-15	941352	50	224U-520	2240-520	----	----	----
300 EXC CKD BR	300	23-23	941086	13	292--520, 292U-520	11-15	941352	50	224U-520	2240-520	----	----	----
300 EXC CKD BR	300	21-21	941086	13	292--520, 292U-520	11-15	941271	52	224U-520	2240-520	----	----	----
300 EXC HardEnduro	300	24-24	941127	14	292--520, 292U-520	11-15	941312	45	224U-520	2240-520	----	----	----
300 EXC Six Days	300	24-24	941127	14	292--520, 292U-520	11-15	941312	45	224U-520	2240-520	----	----	----
300 EXC Six Days	300	23-23	941086	13	292--520, 292U-520	11-15	941352	50	224U-520	2240-520	----	----	----
300 EXC Six Days TPI	300	18-18	941127	14	292--520, 292U-520	11-15	941352	50	224U-520	2240-520	----	----	----
300 EXC Six Days TPI & CKD CN	300	21-21	941127	14	292--520, 292U-520	11-15	941352	50	224U-520	2240-520	----	----	----

— MX SPROCKETS CONTINUED —

BIKE MODEL	CC	Year	OEM Front Size	OEM Tooth Count	FCW GROUP ***		OEM Rear Size	OEM Tooth Count	RCW GROUP ***	TWIN-RING ***	Front Conversion ***	Tooth Options	Rear Conversion ***
Dirt													
KTM CONTINUED													
300 EXC TPI & Erzbirgodeo	300	18-22	941127	14	292--520, 292U-520	11-15	941352	50	224U-520	2240-520	----	----	----
300 EXC/XC/XC-W	300	05-08	941086	13	292--520, 292U-520	11-15	941352	50	224U-520	2240-520	----	----	----
300 EXC/XC/XC-W	300	00-04	941127	14	292--520, 292U-520	11-15	941367	52	224U-520	2240-520	----	----	----
300 EXC/XC/XC-W	300	99-99	941127	14	292--520, 292U-520	11-15	941352	50	224U-520	2240-520	----	----	----
300 EXC/XC/XC-W	300	98-98	941127	14	292--520, 292U-520	11-15	941367	52	224U-520	2240-520	----	----	----
300 EXC/XC/XC-W	300	95-97	941127	14	292--520, 292U-520	11-15	941352	50	224U-520	2240-520	----	----	----
300 SX	300	23-24	941127	14	292--520, 292U-520	11-15	941343	49	224U-520	2240-520	----	----	----
300 XC	300	24-24	941127	14	292--520, 292U-520	11-15	941334	48	224U-520	2240-520	----	----	----
300 XC	300	23-23	941127	14	292--520, 292U-520	11-15	941343	49	224U-520	2240-520	----	----	----
300 XC	300	18-18	941086	13	292--520, 292U-520	11-15	941352	50	224U-520	2240-520	----	----	----
300 XC	300	14-14	941127	14	292--520, 292U-520	11-15	941352	50	224U-520	2240-520	----	----	----
300 XC TPI	300	20-22	941086	13	292--520, 292U-520	11-15	941361	51	224U-520	2240-520	----	----	----
300 XC/XC-W	300	15-16	941127	14	292--520, 292U-520	11-15	941352	50	224U-520	2240-520	----	----	----
300 XC/XC-W	300	09-13	941127	14	292--520, 292U-520	11-15	941352	50	224U-520	2240-520	----	----	----
300 XC-W	300	18-18	941086	13	292--520, 292U-520	11-15	941352	50	224U-520	2240-520	----	----	----
300 XC-W	300	16-16	941086	13	292--520, 292U-520	11-15	941352	50	224U-520	2240-520	----	----	----
300 XC-W	300	14-14	----	----	292--520, 292U-520	----	----	----	224U-520	2240-520	----	----	----
300 XC-W & TPI	300	21-23	941086	13	292--520, 292U-520	11-15	941352	50	224U-520	2240-520	----	----	----
300 XC-W HardEnduro	300	24-24	941127	14	292--520, 292U-520	11-15	941312	45	224U-520	2240-520	----	----	----
300 XC-W Six Days (US)	300	18-18	941086	13	292--520, 292U-520	11-15	941352	50	224U-520	2240-520	----	----	----
300 XC-W TPI	300	20-20	941127	14	292--520, 292U-520	11-15	941352	50	224U-520	2240-520	----	----	----
300 XC-W TPI	300	19-19	941086	13	292--520, 292U-520	11-15	941352	50	224U-520	2240-520	----	----	----
250 EXC	250	24-24	941127	14	292--520, 292U-520	11-15	941312	45	224U-520	2240-520	----	----	----
250 EXC	250	14-15	941086	13	292--520, 292U-520	11-15	941352	50	224U-520	2240-520	----	----	----
250 EXC & Six Days	250	17-17	941127	14	292--520, 292U-520	11-15	941352	50	224U-520	2240-520	----	----	----
250 EXC & Six Days TPI	250	18-18	941127	14	292--520, 292U-520	11-15	941334	48	224U-520	2240-520	----	----	----
250 EXC & TPI	250	19-23	941127	14	292--520, 292U-520	11-15	941352	50	224U-520	2240-520	----	----	----

— MX SPROCKETS CONTINUED —

BIKE MODEL	CC	Year	OEM Front Size	OEM Tooth Count	FCW GROUP ***		OEM Rear Size	OEM Tooth Count	RCW GROUP ***	TWIN-RING ***	Front Conversion ***	Tooth Options	Rear Conversion ***
Dirt													
KTM CONTINUED													
250 EXC (AU/EU)	250	16-16	941127	14	292--520, 292U-520	11-15	941202	50	224U-520	2240-520	----	----	----
250 EXC Six Days	250	24-24	941127	14	292--520, 292U-520	11-15	941312	45	224U-520	2240-520	----	----	----
250 EXC Six Days & TPI	250	22-23	941086	13	292--520, 292U-520	11-15	941367	52	224U-520	2240-520	----	----	----
250 EXC Six days TPI	250	21-21	941127	14	292--520, 292U-520	11-15	941269	50	224U-520	2240-520	----	----	----
250 EXC/XC/XC-F	250	05-11	941086	13	292--520, 292U-520	11-15	941352	50	224U-520	2240-520	----	----	----
250 EXC/XC/XC-F	250	04-04	941161	15	292--520, 292U-520	11-15	941334	48	224U-520	2240-520	----	----	----
250 EXC/XC/XC-F	250	03-03	941127	14	292--520, 292U-520	11-15	941352	50	224U-520	2240-520	----	----	----
250 EXC/XC/XC-F	250	02-02	941127	14	292--520, 292U-520	11-15	941334	48	224U-520	2240-520	----	----	----
250 EXC/XC/XC-W	250	04-04	941161	15	292--520, 292U-520	11-15	941334	48	224U-520	2240-520	----	----	----
250 EXC/XC/XC-W	250	91-03	941127	14	292--520, 292U-520	11-15	941352	50	224U-520	2240-520	----	----	----
250 EXC-F	250	24-24	941127	14	292--520, 292U-520	11-15	941367	52	224U-520	2240-520	----	----	----
250 EXC-F	250	21-23	941127	14	292--520, 292U-520	11-15	941367	52	224U-520	2240-520	----	----	----
250 EXC-F	250	14-15	941086	13	292--520, 292U-520	11-15	941367	52	224U-520	2240-520	----	----	----
250 EXC-F	250	07-11	941086	13	292--520, 292U-520	11-15	941367	52	224U-520	2240-520	----	----	----
250 EXC-F	250	02-06	941086	13	292--520, 292U-520	11-15	941367	52	224U-520	2240-520	----	----	----
250 EXC-F & Six Days	250	17-20	941127	14	292--520, 292U-520	11-15	941367	52	224U-520	2240-520	----	----	----
250 EXC-F Six Days	250	24-24	941127	14	292--520, 292U-520	11-15	941367	52	224U-520	2240-520	----	----	----
250 EXC-F SIX DAYS	250	21-21	941127	14	292--520, 292U-520	11-15	941367	52	224U-520	2240-520	----	----	----
250 EXC-F(AU/EU/US)	250	16-16	941127	14	292--520, 292U-520	11-15	941212	52	224U-520	2240-520	----	----	----
250 SX	250	23-24	941127	14	292--520, 292U-520	11-15	941343	49	224U-520	2240-520	----	----	----
250 SX	250	20-22	941127	14	292--520, 292U-520	11-15	941343	49	224U-520	2240-520	----	----	----
250 SX	250	16-19	941127	14	292--520, 292U-520	11-15	941352	50	224U-520	2240-520	----	----	----
250 SX	250	14-15	941086	13	292--520, 292U-520	11-15	941334	48	224U-520	2240-520	----	----	----
250 SX	250	13-13	941086	13	292--520, 292U-520	11-15	941334	48	224U-520	2240-520	----	----	----
250 SX	250	09-12	941086	13	292--520, 292U-520	11-15	941334	48	224U-520	2240-520	----	----	----
250 SX	250	04-08	941086	13	292--520, 292U-520	11-15	941334	48	224U-520	2240-520	----	----	----
250 SX	250	91-03	941127	14	292--520, 292U-520	11-15	941352	50	224U-520	2240-520	----	----	----

— MX SPROCKETS CONTINUED —

BIKE MODEL	CC	Year	OEM Front Size	OEM Tooth Count	FCW GROUP ***		OEM Rear Size	OEM Tooth Count	RCW GROUP ***	TWIN-RING ***	Front Conversion ***	Tooth Options	Rear Conversion ***
Dirt													
KTM CONTINUED													
250 SX-F	250	23-24	941127	14	292--520, 292U-520	11-15	941367	52	224U-520	2240-520	----	----	----
250 SX-F	250	20-22	941127	14	292--520, 292U-520	11-15	941361	51	224U-520	2240-520	----	----	----
250 SX-F	250	19-19	941127	14	292--520, 292U-520	11-15	941367	52	224U-520	2240-520	----	----	----
250 SX-F	250	16-18	941127	14	292--520, 292U-520	11-15	941361	51	224U-520	2240-520	----	----	----
250 SX-F	250	14-15	941086	13	292--520, 292U-520	11-15	941334	48	224U-520	2240-520	----	----	----
250 SX-F	250	13-13	941086	13	292--520, 292U-520	11-15	941334	48	224U-520	2240-520	----	----	----
250 SX-F	250	09-12	941086	13	292--520, 292U-520	11-15	941334	48	224U-520	2240-520	----	----	----
250 SX-F	250	06-08	941086	13	292--520, 292U-520	11-15	941334	48	224U-520	2240-520	----	----	----
250 SX-F CKD	250	23-23	941127	14	292--520, 292U-520	11-15	941367	52	224U-520	2240-520	----	----	----
250 XC	250	24-24	941127	14	292--520, 292U-520	11-15	941352	50	224U-520	2240-520	----	----	----
250 XC	250	23-23	941127	14	292--520, 292U-520	11-15	941343	49	224U-520	2240-520	----	----	----
250 XC	250	18-19	941127	14	292--520, 292U-520	11-15	941334	48	224U-520	2240-520	----	----	----
250 XC	250	17-17	941086	13	292--520, 292U-520	11-15	941352	50	224U-520	2240-520	----	----	----
250 XC TPI	250	21-22	941086	13	292--520, 292U-520	11-15	941361	51	224U-520	2240-520	----	----	----
250 XC(EU/US)	250	15-15	941086	13	292--520, 292U-520	11-15	941352	50	224U-520	2240-520	----	----	----
250 XC/XC-W	250	16-16	941086	13	292--520, 292U-520	11-15	941352	50	224U-520	2240-520	----	----	----
250 XC/XC-W	250	09-13	941086	13	292--520, 292U-520	11-15	941352	50	224U-520	2240-520	----	----	----
250 XC-F	250	21-24	941127	14	292--520, 292U-520	11-15	941361	51	224U-520	2240-520	----	----	----
250 XC-F	250	19-19	941086	13	292--520, 292U-520	11-15	941352	50	224U-520	2240-520	----	----	----
250 XC-F	250	14-15	941086	13	292--520, 292U-520	11-15	941367	52	224U-520	2240-520	----	----	----
250 XC-F	250	11-11	941086	13	292--520, 292U-520	11-15	941352	50	224U-520	2240-520	----	----	----
250 XC-F/XCF-W	250	16-16	----	----	292--520, 292U-520	----	----	----	224U-520	2240-520	----	----	----
250 XC-F/XC-F-W	250	09-10	941086	13	292--520, 292U-520	11-15	941334	48	224U-520	2240-520	----	----	----
250 XCF-W	250	13-13	941086	13	292--520, 292U-520	11-15	941367	52	224U-520	2240-520	----	----	----
250 XCF-W	250	11-12	941086	13	292--520, 292U-520	11-15	941367	52	224U-520	2240-520	----	----	----
250 XC-W	250	17-18	941086	13	292--520, 292U-520	11-15	941352	50	224U-520	2240-520	----	----	----
250 XC-W	250	15-15	941086	13	292--520, 292U-520	11-15	941352	50	224U-520	2240-520	----	----	----

— MX SPROCKETS CONTINUED —

BIKE MODEL	CC	Year	OEM Front Size	OEM Tooth Count	FCW GROUP ***		OEM Rear Size	OEM Tooth Count	RCW GROUP ***	TWIN-RING ***	Front Conversion ***	Tooth Options	Rear Conversion ***
Dirt													
KTM CONTINUED													
250 XC-W & TPI	250	22-23	941086	13	292--520, 292U-520	11-15	941367	52	224U-520	2240-520	----	----	----
250 XC-W TPI	250	19-21	941086	13	292--520, 292U-520	11-15	941352	50	224U-520	2240-520	----	----	----
250F Freeride	250	18-19	941055	12	292--520, 292U-520	11-15	941217	48	441U-520	----	----	----	----
250R Freeride	250	13-16	941053	11	292--520, 292U-520	11-15	941217	48	441U-520	----	----	----	----
200 EXC	200	16-16	941127	14	292--520, 292U-520	11-15	941312	45	224U-520	2240-520	----	----	----
200 EXC	200	14-15	941127	14	292--520, 292U-520	11-15	941312	45	224U-520	2240-520	----	----	----
200 EXC	200	00-03	941127	14	292--520, 292U-520	11-15	941334	48	224U-520	2240-520	----	----	----
200 EXC/XC/XC-W	200	04-11	941127	14	292--520, 292U-520	11-15	941334	48	224U-520	2240-520	----	----	----
200 EXC/XC/XC-W	200	98-99	941127	14	292--520, 292U-520	11-15	941352	50	224U-520	2240-520	----	----	----
200 SX	200	03-06	941127	14	292--520, 292U-520	11-15	941312	45	224U-520	2240-520	----	----	----
200 XC/XC-W	200	15-16	941127	14	292--520, 292U-520	11-15	941267	49	224U-520	2240-520	----	----	----
200 XC/XC-W	200	14-14	941127	14	292--520, 292U-520	11-15	941267	49	224U-520	2240-520	----	----	----
200 XC/XC-W	200	09-11	941127	14	292--520, 292U-520	11-15	941334	48	224U-520	2240-520	----	----	----
150 EXC	150	24-24	941086	13	292--520, 292U-520	11-15	941334	48	224U-520	2240-520	----	----	----
150 EXC & TPI	150	20-23	941087	13	292--520, 292U-520	11-15	941352	50	224U-520	2240-520	----	----	----
150 SX	150	16-22	941086	13	292--520, 292U-520	11-15	941334	48	224U-520	2240-520	----	----	----
150 SX	150	14-15	941086	13	292--520, 292U-520	11-15	941334	48	224U-520	2240-520	----	----	----
150 SX	150	13-13	941086	13	292--520, 292U-520	11-15	941334	48	224U-520	2240-520	----	----	----
150 SX	150	09-12	941127	14	292--520, 292U-520	11-15	941352	50	224U-520	2240-520	----	----	----
150 XC	150	14-14	941086	13	292--520, 292U-520	11-15	941352	50	224U-520	2240-520	----	----	----
150 XC	150	13-13	941086	13	292--520, 292U-520	11-15	941352	50	224U-520	2240-520	----	----	----
150 XC	150	10-12	941086	13	292--520, 292U-520	11-15	941352	50	224U-520	2240-520	----	----	----
150 XC-W	150	17-19	941087	13	292--520, 292U-520	11-15	941352	50	224U-520	2240-520	----	----	----
150 XC-W & TPI	150	21-23	941087	13	292--520, 292U-520	11-15	941352	50	224U-520	2240-520	----	----	----
144 SX	144	08-11	941127	14	292--520, 292U-520	11-15	941352	50	224U-520	2240-520	----	----	----
125 EXC	125	14-16	941086	13	292--520, 292U-520	11-15	941352	50	224U-520	2240-520	----	----	----
125 EXC	125	04-11	941086	13	292--520, 292U-520	11-15	941352	50	224U-520	2240-520	----	----	----

— MX SPROCKETS CONTINUED —

BIKE MODEL	CC	Year	OEM Front Size	OEM Tooth Count	FCW GROUP ***		OEM Rear Size	OEM Tooth Count	RCW GROUP ***	TWIN-RING ***	Front Conversion ***	Tooth Options	Rear Conversion ***
Dirt													
KTM CONTINUED													
125 EXC	125	00-03	941086	13	292--520, 292U-520	11-15	941352	50	224U-520	2240-520	----	----	----
125 EXC	125	98-99	941086	13	292--520, 292U-520	11-15	941352	50	224U-520	2240-520	----	----	----
125 EXC	125	91-98	941086	13	292--520, 292U-520	11-15	941334	48	224U-520	2240-520	----	----	----
125 EXC & Six Days	125	17-17	941086	13	292--520, 292U-520	11-15	----	----	224U-520	2240-520	----	----	----
125 SX	125	24-24	941086	13	292--520, 292U-520	11-15	941361	51	224U-520	2240-520	----	----	----
125 SX	125	23-23	941086	13	292--520, 292U-520	11-15	941361	51	224U-520	2240-520	----	----	----
125 SX	125	20-22	941086	13	292--520, 292U-520	11-15	941361	51	224U-520	2240-520	----	----	----
125 SX	125	18-19	941086	13	292--520, 292U-520	11-15	941334	48	224U-520	2240-520	----	----	----
125 SX	125	16-17	941086	13	292--520, 292U-520	11-15	941352	50	224U-520	2240-520	----	----	----
125 SX	125	14-15	941086	13	292--520, 292U-520	11-15	941352	50	224U-520	2240-520	----	----	----
125 SX	125	13-13	941086	13	292--520, 292U-520	11-15	941352	50	224U-520	2240-520	----	----	----
125 SX	125	09-12	941086	13	292--520, 292U-520	11-15	941352	50	224U-520	2240-520	----	----	----
125 SX	125	04-08	941086	13	292--520, 292U-520	11-15	941352	50	224U-520	2240-520	----	----	----
125 SX	125	03-03	941086	13	292--520, 292U-520	11-15	941352	50	224U-520	2240-520	----	----	----
125 XC	125	23-24	941086	13	292--520, 292U-520	11-15	941361	51	224U-520	2240-520	----	----	----
125 XC	125	21-22	941086	13	292--520, 292U-520	11-15	941270	51	224U-520	2240-520	----	----	----
125 XC-W	125	18-19	941087	13	292--520, 292U-520	11-15	941212	52	224U-520	2240-520	----	----	----
125 XC-W	125	17-17	941086	13	292--520, 292U-520	11-15	941352	50	224U-520	2240-520	----	----	----
105 SX	105	11-11	941147	14	482--428	13-14	941397	49	441U-428	----	----	----	----
105 SX	105	07-10	941147	14	482--428	13-14	941397	49	441U-428	----	----	----	----
85 SX (17/14)	85	21-24	----	13	503--428	13-14	941275	46	441U-428	----	----	----	----
85 SX (17/14)	85	20-20	----	13	503--428	13-14	941397	49	441U-428	----	----	----	----
85 SX (17/14)	85	18-19	----	13	503--428	13-14	941387	46	441U-428	----	----	----	----
85 SX (17/14)	85	13-17	941147	14	482--428	13-14	941387	46	441U-428	----	----	----	----
85 SX (17/14)	85	12-12	941147	14	482--428	13-14	941387	46	441U-428	----	----	----	----
85 SX (17/14)	85	11-11	941147	14	482--428	13-14	941387	46	441U-428	----	----	----	----
85 SX (17/14)	85	10-10	941147	14	482--428	13-14	941387	46	441U-428	----	----	----	----

— MX SPROCKETS CONTINUED —

BIKE MODEL	CC	Year	OEM Front Size	OEM Tooth Count	FCW GROUP ***		OEM Rear Size	OEM Tooth Count	RCW GROUP ***	TWIN-RING ***	Front Conversion ***	Tooth Options	Rear Conversion ***
Dirt													
KTM CONTINUED													
85 SX (17/14)	85	04-09	----	----	482--428	----	941387	46	441U-428	----	----	----	----
85 SX (19/16)	85	18-24	----	13	503--428	13-14	941280	49	441U-428	----	----	----	----
85 SX (19/16)	85	13-17	941147	14	482--428	13-14	941397	49	441U-428	----	----	----	----
85 SX (19/16)	85	11-12	941147	14	482--428	13-14	941397	49	441U-428	----	----	----	----
85 SX (19/16)	85	10-10	941147	14	482--428	13-14	941397	49	441U-428	----	----	----	----
85 SX (19/16)	85	04-09	----	----	482--428	----	941397	49	441U-428	----	----	----	----
65 SX	65	23-23	----	14	440--420	12-14	941332	48	192U-420	----	----	----	----
65 SX	65	21-22	----	14	440--420	12-14	941332	48	192U-420	----	----	----	----
65 SX	65	13-20	----	14	440--420	12-14	941332	48	192U-420	----	----	----	----
65 SX	65	11-12	941138	14	440--420	12-14	941332	48	192U-420	----	----	----	----
65 SX	65	09-10	941138	14	440--420	12-14	941350	50	192U-420	----	----	----	----
65 SX	65	04-08	941131	14	307--420	13-14	941350	50	192U-420	----	----	----	----
65 SX	65	03-03	----	----	307--420	----	941350	50	192U-420	----	----	----	----
65 SX	65	98-02	----	----	307--420	----	941316	46	192U-420	----	----	----	----
50 SX	50	21-23	941052	10	481--415	10-12	----	----	491--415	----	----	----	----
50 SX	50	20-20	941052	10	481--415	10-12	----	----	491--415	----	----	----	----
50 SX	50	14-19	941054	11	481--415	10-12	941182	40	491--415	----	----	----	----
50 SX	50	10-13	941054	11	481--415	10-12	941181	40	480--415	----	----	----	----
50 SX	50	06-06	----	----	----	----	----	----	----	----	----	----	----
50 SX Mini	50	14-20	941052	10	481--415	10-12	----	----	491--415	----	----	----	----
50 SX Mini	50	09-13	941052	10	481--415	10-12	941184	42	480--415	----	----	----	----
50 SXS	50	14-18	941054	11	481--415	10-12	941178	38	491--415	----	----	----	----
50 SXS	50	11-13	941054	11	481--415	10-12	941180	38	480--415	----	----	----	----
Dual Sport													
KTM													
690 Enduro R	690	23-23	----	15	304--520	15-16	941317	46	224U-520	2240-520	----	----	----
690 Enduro R	690	19-20	----	16	304--520	15-16	941317	46	224U-520	2240-520	----	----	----
690 SMC R	690	20-23	----	16	304--520	15-16	941312	45	224U-520	2240-520	----	----	----

— MX SPROCKETS CONTINUED —

BIKE MODEL	CC	Year	OEM Front Size	OEM Tooth Count	FCW GROUP ***		OEM Rear Size	OEM Tooth Count	RCW GROUP ***	TWIN-RING ***	Front Conversion ***	Tooth Options	Rear Conversion ***
Dual Sport													
KTM													
530 EXC (Dual Sport)	530	08-11	941161	15	292--520, 292U-520	11-15	941312	45	224U-520	2240-520	----	----	----
500 EXC (Dual Sport)	500	12-12	941161	15	292--520, 292U-520	11-15	941312	45	224U-520	2240-520	----	----	----
500 EXC (US)	500	14-15	941161	15	292--520, 292U-520	11-15	941312	45	224U-520	2240-520	----	----	----
500 EXC (US)	500	13-13	941161	15	292--520, 292U-520	11-15	941312	45	224U-520	2240-520	----	----	----
450 EXC (Dual Sport)	450	08-12	941161	15	292--520, 292U-520	11-15	941312	45	224U-520	2240-520	----	----	----
450 EXC-F	450	15-15	941086	13	292--520, 292U-520	11-15	941367	52	224U-520	2240-520	----	----	----
450 SMR	450	08-14	941128	14	292--520, 292U-520	11-15	941334	48	224U-520	----	----	----	----
350 EXC-F (US)	350	13-13	941127	14	292--520, 292U-520	11-15	941312	45	224U-520	2240-520	----	----	----
Dirt													
MONTESA													
Cota 315 R	315	01-02	----	10	298A-520	10-10	----	----	233U-520	----	----	----	----
Cota 315 R	315	97-00	----	10	298A-520	10-10	----	----	233U-520	----	----	----	----
Cota 314 R	314	94-96	----	10	298A-520	10-10	----	----	233U-520	----	----	----	----
Cota 4RT	260	14-17	----	10	449--520	10-10	----	----	----	----	----	----	----
Cota 4RT	260	12-12	----	10	449--520	10-10	----	41	141U-520	----	----	----	----
Cota 4RT	250	05-09	----	10	449--520	10-10	----	41	141U-520	----	----	----	----
Dual Sport													
RIEJU													
MRT450	450	14-14	941084	13	289--520, 289U-520	12-16	941347	50	150U-520	1500-520	----	----	----
Dirt													
SHERCO													
510 SE 5.1 i F Enduro 5.1iF	510	12-13	----	----	----	----	----	----	216U-520	----	----	----	----
510 SE 5.1 i F Enduro 5.1iF	510	06-11	----	----	----	----	941333	48	216U-520	----	----	----	----
500 SCF-R	500	19-19	----	----	360A-520	----	941333	48	216U-520	----	----	----	----
500 SEF-R	500	19-19	----	----	360A-520	----	941333	48	216U-520	----	----	----	----
500 SEF-R Factory	500	21-21	----	----	360A-520	----	941351	50	216U-520	----	----	----	----
450 SCF-R	450	19-19	----	----	360A-520	----	941333	48	216U-520	----	----	----	----
450 SE 4.5 i Enduro 4.5i	450	12-13	----	----	----	----	----	----	216U-520	----	----	----	----

— MX SPROCKETS CONTINUED —

BIKE MODEL	CC	Year	OEM Front Size	OEM Tooth Count	FCW GROUP ***	OEM Rear Size	OEM Tooth Count	RCW GROUP ***	TWIN-RING ***	Front Conversion ***	Tooth Options	Rear Conversion ***
Dirt												
SHERCO CONTINUED												
450 SE 4.5 i Enduro 4.5i	450	04-11	----	----	----	----	941333	48	216U-520	----	----	----
450 SEF Factory	450	22-22	----	----	360A-520	----	941351	50	216U-520	----	----	----
450 SEF-R	450	19-19	----	----	360A-520	----	941333	48	216U-520	----	----	----
450 SEF-R	450	14-18	----	----	360A-520	----	941351	50	216U-520	----	----	----
450 SEF-R Racing & Factory	450	21-21	----	----	360A-520	----	941351	50	216U-520	----	----	----
320 3.2 Trials 3.2	320	05-11	----	----	----	----	----	42	141U-520	----	----	----
300 SE 3.0 i Enduro SE 3.0i	300	10-11	----	----	----	----	941333	48	216U-520	----	----	----
300 SE 300 iR Enduro	300	14-16	----	----	----	----	941342	49	216U-520	----	----	----
300 SE 300 iR Enduro	300	13-13	----	----	----	----	941342	49	216U-520	----	----	----
300 SE 300 iR Enduro	300	12-12	----	----	----	----	941333	48	216U-520	----	----	----
300 SE Factory	300	22-22	----	----	----	----	941333	48	216U-520	----	----	----
300 SE Racing	300	21-22	----	----	----	----	941333	48	216U-520	----	----	----
300 SEF Factory	300	22-22	----	----	----	----	941333	48	216U-520	----	----	----
300 SEF Racing	300	22-22	----	----	----	----	941342	49	216U-520	----	----	----
300 ST Factory	300	22-22	----	----	----	----	----	42	141U-520	----	----	141U-420
290 2.9 Trials 2.9	290	02-12	----	----	----	----	----	42	141U-520	----	----	----
250 2.5 i Enduro 2.5i	250	08-11	----	----	----	----	941333	48	216U-520	----	----	----
250 2.5 Trials 2.5	250	02-12	----	----	----	----	----	42	141U-520	----	----	----
250 SCF-R	250	19-19	----	----	----	----	941342	49	216U-520	----	----	----
250 SE 250 iR Enduro	250	14-16	----	----	----	----	941342	49	216U-520	----	----	----
250 SE 250 iR Enduro	250	13-13	----	----	----	----	941333	48	216U-520	----	----	----
250 SE 250 iR Enduro	250	12-12	----	----	----	----	941333	48	216U-520	----	----	----
250 SE Factory	250	22-22	----	----	----	----	941351	50	216U-520	----	----	----
250 SE Racing	250	21-22	----	----	----	----	941351	50	216U-520	----	----	----
250 SEF Factory	250	22-22	----	----	----	----	941342	49	216U-520	----	----	----
250 SEF-R	250	19-21	----	----	----	----	941342	49	216U-520	----	----	----
250 SEF-R	250	17-18	----	----	----	----	941351	50	216U-520	----	----	----

— MX SPROCKETS CONTINUED —

BIKE MODEL	CC	Year	OEM Front Size	OEM Tooth Count	FCW GROUP ***		OEM Rear Size	OEM Tooth Count	RCW GROUP ***	TWIN-RING ***	Front Conversion ***	Tooth Options	Rear Conversion ***
Dirt													
SHERCO CONTINUED													
250 SE-R	250	19-19	----	13	360A-520	12-13	941342	49	216U-520	----	----	----	----
250 SE-R	250	16-18	----	13	360A-520	12-13	941342	49	216U-520	----	----	----	----
250 ST Factory	250	22-22	----	----	----	----	----	42	141U-520	----	----	----	141U-420
125 1.25 Trials 125cc	125	06-12	----	----	----	----	----	----	141U-520	----	----	----	----
125 SC-R	125	19-19	----	----	----	----	941333	48	216U-520	----	----	----	----
125 SC-R	125	19-19	----	----	360A-520	----	941342	49	216U-520	----	----	----	----
125 SE Factory	125	21-22	----	----	----	----	941360	51	216U-520	----	----	----	----
125 SE-R	125	18-21	----	----	----	----	941360	51	216U-520	----	----	----	----
125 ST Factory	125	22-22	----	----	----	----	----	42	141U-520	----	----	----	141U-420
125 TY	125	22-22	----	----	----	----	----	----	141U-420	----	----	----	----
50CC SM RS	50	22-22	----	----	----	----	----	----	----	----	----	----	----
Dirt													
SUZUKI CONTINUED													
RMX 450Z	450	17-19	----	13	447--520, 447U-520	13-15	941355	51	123U-520	1230-520	----	----	----
RMX 450Z	450	10-10	941101	13	447--520, 447U-520	13-15	941355	51	123U-520	1230-520	----	----	----
RM-Z 450	450	18-22	941170	13	496U-520, 496--520	13-14	941345	50	123U-520	1230-520	----	----	----
RM-Z 450	450	15-17	941170	13	496U-520, 496--520	13-14	941345	50	123U-520	1230-520	----	----	----
RM-Z 450	450	13-14	941170	13	496U-520, 496--520	13-14	941345	50	123U-520	1230-520	----	----	----
RM-Z 450	450	10-12	941101	13	447--520, 447U-520	13-15	941345	50	123U-520	1230-520	----	----	----
RM-Z 450	450	08-09	941101	13	447--520, 447U-520	13-15	941345	50	123U-520	1230-520	----	----	----
RM-Z 450	450	06-07	941140	14	447--520, 447U-520	13-15	941328	48	123U-520	1230-520	----	----	----
RM-Z 450	450	05-05	941140	14	447--520, 447U-520	13-15	941336	49	123U-520	1230-520	----	----	----
DR-Z 400E	400	00-11	941155	15	255--520, 255U-520	12-15	941320	47	123U-520	1230-520	----	----	----
DR 350	350	94-99	941078	13	255--520, 255U-520	12-15	941306	44	123U-520	1230-520	----	----	----
DR 350	350	96-98	941155	15	255--520, 255U-520	12-15	----	----	123U-520	1230-520	----	----	----
DR 350	350	94-95	941155	15	255--520, 255U-520	12-15	----	----	124U-520	----	----	----	----
DR 350	350	91-93	941078	13	255--520, 255U-520	12-15	941320	47	123U-520	1230-520	----	----	----
DR 350	350	90-93	941078	13	255--520, 255U-520	12-15	----	43	124U-520	----	----	----	----

— MX SPROCKETS CONTINUED —

BIKE MODEL	CC	Year	OEM Front Size	OEM Tooth Count	FCW GROUP ***		OEM Rear Size	OEM Tooth Count	RCW GROUP ***	TWIN-RING ***	Front Conversion ***	Tooth Options	Rear Conversion ***
Dirt													
SUZUKI CONTINUED													
DR-Z 250	250	04-07	941078	13	255--520, 255U-520	12-15	941336	49	123U-520	1230-520	----	----	----
RM 250	250	06-11	941078	13	255--520, 255U-520	12-15	941345	50	123U-520	1230-520	----	----	----
RM 250	250	05-05	941078	13	255--520, 255U-520	12-15	941345	50	123U-520	1230-520	----	----	----
RM 250	250	04-04	941078	13	255--520, 255U-520	12-15	941345	50	123U-520	1230-520	----	----	----
RM 250	250	01-03	941078	13	255--520, 255U-520	12-15	941336	49	123U-520	1230-520	----	----	----
RM 250	250	00-00	941078	13	255--520, 255U-520	12-15	941328	48	123U-520	1230-520	----	----	----
RM 250	250	99-99	941078	13	255--520, 255U-520	12-15	941336	49	123U-520	1230-520	----	----	----
RM 250	250	98-98	941078	13	255--520, 255U-520	12-15	941345	50	123U-520	1230-520	----	----	----
RM 250	250	96-97	941078	13	255--520, 255U-520	12-15	941336	49	123U-520	1230-520	----	----	----
RM 250	250	89-95	941078	13	255--520, 255U-520	12-15	941336	49	123U-520	1230-520	----	----	----
RMX 250	250	91-01	941078	13	255--520, 255U-520	12-15	941345	50	123U-520	1230-520	----	----	----
RMX 250	250	89-90	941078	13	255--520, 255U-520	12-15	941336	49	123U-520	1230-520	----	----	----
RM-Z 250	250	19-22	----	13	497U-520, 497--520	13-13	941345	50	123U-520	1230-520	----	----	----
RM-Z 250	250	16-17	----	13	497U-520, 497--520	13-13	941336	49	123U-520	1230-520	----	----	----
RM-Z 250	250	13-15	----	----	497U-520, 497--520	----	941336	49	123U-520	1230-520	----	----	----
RM-Z 250	250	10-12	941077	13	254--520, 254U-520	12-14	941336	49	123U-520	1230-520	----	----	----
RM-Z 250	250	07-09	941064	12	254--520, 254U-520	12-14	941328	48	123U-520	1230-520	----	----	----
RM-Z 250	250	04-06	941096	13	438--520	12-14	941326	48	112U-520	1120-520	----	----	----
RM 125	125	06-11	941064	12	254--520, 254U-520	12-14	941355	51	123U-520	1230-520	----	----	----
RM 125	125	04-05	941064	12	254--520, 254U-520	12-14	941345	50	123U-520	1230-520	----	----	----
RM 125	125	00-03	941064	12	254--520, 254U-520	12-14	941336	49	123U-520	1230-520	----	----	----
RM 125	125	97-99	941064	12	254--520, 254U-520	12-14	941345	50	123U-520	1230-520	----	----	----
RM 125	125	92-96	941064	12	254--520, 254U-520	12-14	941336	49	123U-520	1230-520	----	----	----
RM 125	125	88-91	941077	13	254--520, 254U-520	12-14	941355	51	123U-520	1230-520	----	----	----
DR-Z 110	110	04-06	941134	14	431--420	14-15	----	----	430U-420	----	----	----	----
RM 85	85	05-22	941120	14	258--428	13-14	941319	47	121U-428	----	----	----	----
RM 85	85	02-04	941120	14	258--428	13-14	941319	47	121U-428	----	----	----	----

— MX SPROCKETS CONTINUED —

BIKE MODEL	CC	Year	OEM Front Size	OEM Tooth Count	FCW GROUP ***		OEM Rear Size	OEM Tooth Count	RCW GROUP ***	TWIN-RING ***	Front Conversion ***	Tooth Options	Rear Conversion ***
Dirt													
SUZUKI CONTINUED													
RM 85L (19/16)	85	05-19	941083	13	258--428	13-14	941319	47	121U-428	----	----	----	----
RM 85L (19/16)	85	04-04	941083	13	258--428	13-14	941319	47	121U-428	----	----	----	----
RM 85L (19/16)	85	02-03	941120	14	258--428	13-14	941319	47	121U-428	----	----	----	----
RM 80	80	89-01	941120	14	258--428	13-14	941327	48	121U-428	----	----	----	----
RM 65	65	03-05	941082	13	258--420	12-14	941390	47	408U-420	----	----	----	----
Dirt													
T M RACING													
MX 530 F	530	04-13	----	----	----	----	----	----	348U-520	----	----	----	----
EN 450 F	450	03-15	----	----	----	----	----	----	348U-520	----	----	----	----
MX 450 F	450	03-13	----	----	----	----	----	----	348U-520	----	----	----	----
EN 300 Enduro	300	01-13	----	----	----	----	----	----	348U-520	----	----	----	----
MX 300	300	01-13	----	----	----	----	----	----	348U-520	----	----	----	----
EN 250 Enduro	250	99-13	----	----	----	----	----	----	348U-520	----	----	----	----
EN 250 F Enduro	250	02-10	----	----	----	----	----	----	348U-520	----	----	----	----
EN 250 Fi Enduro	250	11-13	941106	13	479--520	12-13	----	----	348U-520	----	----	----	----
MX 250	250	01-13	----	----	----	----	----	----	348U-520	----	----	----	----
MX 250 F	250	02-09	----	----	----	----	----	----	348U-520	----	----	----	----
MX 250 Fi	250	10-13	941106	13	479--520	12-13	----	----	348U-520	----	----	----	----
EN 144	144	07-13	----	----	307A-520	----	----	----	348U-520	----	----	----	----
MX 144	144	08-13	----	----	307A-520	----	----	----	348U-520	----	----	----	----
125 MX	125	03-13	----	----	307A-520	----	----	----	348U-520	----	----	----	----
EN 125 Enduro	125	01-15	----	----	307A-520	----	----	----	348U-520	----	----	----	----
4T 530 Fi SM	530	20-20	----	----	360--520	----	----	----	348U-520	----	----	----	----
4T 450FI SM	450	20-20	----	----	360--520	----	----	----	348U-520	----	----	----	----
2T 300 EN	300	20-20	----	12	479--520	12-13	----	51	348U-520	----	----	----	----
2T 300 Fi EN	300	20-20	----	12	479--520	12-13	----	51	348U-520	----	----	----	----
2T 300 Fi SMR	300	20-20	----	13	479--520	12-13	----	----	348U-520	----	----	----	----
4T 300 EN Twin	300	20-20	----	----	----	----	----	51	348U-520	----	----	----	----

— MX SPROCKETS CONTINUED —

BIKE MODEL	CC	Year	OEM Front Size	OEM Tooth Count	FCW GROUP ***		OEM Rear Size	OEM Tooth Count	RCW GROUP ***	TWIN-RING ***	Front Conversion ***	Tooth Options	Rear Conversion ***
Dirt													
T M RACING CONTINUED													
4T 300 MX Twin	300	20-20	----	----	----	----	----	51	348U-520	----	----	----	----
2T 250 EN	250	20-20	----	12	479--520	12-13	----	51	348U-520	----	----	----	----
2T 250 FI EN	250	20-20	----	12	479--520	12-13	----	51	348U-520	----	----	----	----
2T 250 MX	250	20-20	----	12	479--520	12-13	----	51	348U-520	----	----	----	----
4T 250 EN Twin	250	20-20	----	----	----	----	----	51	348U-520	----	----	----	----
4T 250 MX Twin	250	20-20	----	----	----	----	----	51	348U-520	----	----	----	----
2T 125 EN	125	20-20	----	13	307A-520	13-13	----	51	348U-520	----	----	----	----
2T 125 FI EN	125	20-20	----	13	307A-520	13-13	----	51	348U-520	----	----	----	----
2T 125 FI SMR	125	20-20	----	13	307A-520	13-13	----	----	348U-520	----	----	----	----
2T 125 MX	125	20-20	----	13	307A-520	13-13	----	51	348U-520	----	----	----	----
2T 125 SMR	125	20-20	----	13	307A-520	13-13	----	----	348U-520	----	----	----	----
2T 100 MX-J	100	20-20	----	----	----	----	----	----	----	----	----	----	----
2T 85 MX-J	85	20-20	----	----	----	----	----	----	----	----	----	----	----
2T 85 SMX-J	85	20-20	----	----	----	----	----	----	----	----	----	----	----
Dirt													
VERTIGO													
DL-R 300	300	23-23	----	9	429--520	09-11	----	40	141U-520	----	429--420	11	141U-420
Dougie Lampkin Replica 300	300	21-20	----	10	429--520	09-11	----	42	141U-520	----	429--420	11	141U-420
JB-R 300	300	22-22	----	10	429--520	09-11	----	42	141U-520	----	429--420	11	141U-420
Nitro Works 300	300	22-22	----	10	429--520	09-11	----	42	141U-520	----	429--420	11	141U-420
Titanium R 300	300	22-22	----	10	429--520	09-11	----	42	141U-520	----	429--420	11	141U-420
Busto Replica 280	280	21-21	----	10	429--520	09-11	----	42	141U-520	----	429--420	11	141U-420
DL-R 280	280	23-23	----	9	429--520	09-11	----	40	141U-520	----	429--420	11	141U-420
Dougie Lampkin Replica 280	280	21-21	----	10	429--520	09-11	----	42	141U-520	----	429--420	11	141U-420
JB-R 280	280	22-22	----	9	429--520	09-11	----	40	141U-520	----	429--420	11	141U-420
Nitro Works 280	280	22-22	----	10	429--520	09-11	----	42	141U-520	----	429--420	11	141U-420
Titanium R 280	280	22-22	----	10	429--520	09-11	----	42	141U-520	----	429--420	11	141U-420
Busto Replica 250	250	21-21	----	10	429--520	09-11	----	42	141U-520	----	429--420	11	141U-420
Combat Vertical Works 250	250	20-20	----	10	429--520	09-11	----	42	141U-520	----	429--420	11	141U-420

— MX SPROCKETS CONTINUED —

BIKE MODEL	CC	Year	OEM Front Size	OEM Tooth Count	FCW GROUP ***		OEM Rear Size	OEM Tooth Count	RCW GROUP ***	TWIN-RING ***	Front Conversion ***	Tooth Options	Rear Conversion ***
Dirt													
VERTIGO CONTINUED													
DL-R 250	250	23-23	----	9	429--520	09-11	----	40	141U-520	----	429--420	11	141U-420
Dougie Lampkin Replica 250	250	21-21	----	10	429--520	09-11	----	42	141U-520	----	429--420	11	141U-420
JB-R 250	250	22-22	----	9	429--520	09-11	----	40	141U-520	----	429--420	11	141U-420
Nitro 250	250	23-23	----	9	429--520	09-11	----	40	141U-520	----	429--420	11	141U-420
Nitro 280	250	23-23	----	9	429--520	09-11	----	40	141U-520	----	429--420	11	141U-420
Nitro 300	250	23-23	----	9	429--520	09-11	----	40	141U-520	----	429--420	11	141U-420
Nitro Works 250	250	22-22	----	10	429--520	09-11	----	42	141U-520	----	429--420	11	141U-420
Titanium R 250	250	22-22	----	10	429--520	09-11	----	42	141U-520	----	429--420	11	141U-420
DL-R 225	225	23-23	----	9	429--520	09-11	----	40	141U-520	----	429--420	11	141U-420
Combat Vertical 200	200	21-21	----	----	----	----	----	----	----	----	----	----	----
JB-R 200	200	22-22	----	9	429--520	09-11	----	48	141U-520	----	----	----	----
Combat Vertical 125	125	21-21	----	----	----	----	----	----	----	----	----	----	----
DL-R 125	125	23-23	----	9	429--520	09-11	----	48	141U-520	----	----	----	----
JB-R 125	125	22-22	----	9	429--520	09-11	----	48	141U-520	----	----	----	----
Nitro 125	125	23-23	----	9	429--520	09-11	----	48	141U-520	----	----	----	----
Nitro Works 125	125	22-22	----	9	429--520	09-11	----	48	141U-520	----	----	----	----
Nitro Works 200	125	22-22	----	9	429--520	09-11	----	48	141U-520	----	----	----	----
Dirt													
YAMAHA													
WR 450F	450	23-23	941084	13	289--520, 289U-520	12-16	941364	52	150U-520	1500-520	----	----	----
WR 450F	450	19-22	941084	13	289--520, 289U-520	12-16	941347	50	150U-520	1500-520	----	----	----
WR 450F	450	16-18	941084	13	289--520, 289U-520	12-16	941347	50	150U-520	1500-520	----	----	----
WR 450F	450	11-15	941084	13	289--520, 289U-520	12-16	941347	50	150U-520	1500-520	----	----	----
WR 450F	450	08-09	941125	14	289--520, 289U-520	12-16	941347	50	150U-520	1500-520	----	----	----
WR 450F	450	07-07	941125	14	289--520, 289U-520	12-16	941347	50	150U-520	1500-520	----	----	----
WR 450F	450	05-06	941125	14	289--520, 289U-520	12-16	941347	50	150U-520	1500-520	----	----	----
WR 450F	450	03-04	941125	14	289--520, 289U-520	12-16	941347	50	150U-520	1500-520	----	----	----
YZ 450F	450	21-23	941085	13	289--520, 289U-520	12-16	941338	49	150U-520	1500-520	----	----	----
YZ 450F	450	20-20	941085	13	289--520, 289U-520	12-16	941347	50	150U-520	1500-520	----	----	----

— MX SPROCKETS CONTINUED —

BIKE MODEL	CC	Year	OEM Front Size	OEM Tooth Count	FCW GROUP ***		OEM Rear Size	OEM Tooth Count	RCW GROUP ***	TWIN-RING ***	Front Conversion ***	Tooth Options	Rear Conversion ***
Dirt													
YAMAHA CONTINUED													
YZ 450F	450	18-19	941085	13	289--520, 289U-520	12-16	941330	48	150U-520	1500-520	----	----	----
YZ 450F	450	15-17	941085	13	289--520, 289U-520	12-16	941330	48	150U-520	1500-520	----	----	----
YZ 450F	450	14-14	941085	13	289--520, 289U-520	12-16	941338	49	150U-520	1500-520	----	----	----
YZ 450F	450	10-13	941085	13	289--520, 289U-520	12-16	941330	48	150U-520	1500-520	----	----	----
YZ 450F	450	08-09	941085	13	289--520, 289U-520	12-16	941338	49	150U-520	1500-520	----	----	----
YZ 450F	450	06-07	941085	13	289--520, 289U-520	12-16	941338	49	150U-520	1500-520	----	----	----
YZ 450F	450	05-05	941126	14	289--520, 289U-520	12-16	941357	51	150U-520	1500-520	----	----	----
YZ 450F	450	03-04	941126	14	289--520, 289U-520	12-16	941330	48	150U-520	1500-520	----	----	----
YZ 450F & 60th	450	16-16	941085	13	289--520, 289U-520	12-16	941330	48	150U-520	1500-520	----	----	----
YZ 450FX	450	19-21	941085	13	289--520, 289U-520	12-16	941347	50	150U-520	1500-520	----	----	----
YZ 450FX	450	18-18	941085	13	289--520, 289U-520	12-16	941347	50	150U-520	1500-520	----	----	----
YZ 450FX	450	17-17	941085	13	289--520, 289U-520	12-16	941347	50	150U-520	1500-520	----	----	----
YZ 450FX	450	16-16	941085	13	289--520, 289U-520	12-16	941330	48	150U-520	1500-520	----	----	----
WR 426F	426	00-02	941125	14	289--520, 289U-520	12-16	941347	50	150U-520	1500-520	----	----	----
YZ 426F	426	00-02	941125	14	289--520, 289U-520	12-16	941330	48	150U-520	1500-520	----	----	----
WR 400F	400	99-00	941125	14	289--520, 289U-520	12-16	941347	50	150U-520	1500-520	----	----	----
WR 400F	400	98-98	941125	14	289--520, 289U-520	12-16	941346	50	131U-520, 131V-520	----	----	----	----
YZ 400F	400	99-99	941125	14	289--520, 289U-520	12-16	941330	48	150U-520	1500-520	----	----	----
YZ 400F	400	98-98	941125	14	289--520, 289U-520	12-16	941337	49	131U-520, 131V-520	----	----	----	----
WR 250	250	98-98	941111	14	252--520, 252U-520	12-15	941329	48	131U-520, 131V-520	----	----	----	----
WR 250	250	97-97	941074	13	252--520, 252U-520	12-15	941329	48	131U-520, 131V-520	----	----	----	----
WR 250F	250	23-23	941107	13	492--520, 492U-520	13-14	941364	52	150U-520	1500-520	----	----	----
WR 250F	250	20-22	941107	13	492--520, 492U-520	13-14	941357	51	150U-520	1500-520	----	----	----
WR 250F	250	17-19	941107	13	492--520, 492U-520	13-14	941347	50	150U-520	1500-520	----	----	----

— MX SPROCKETS CONTINUED —

BIKE MODEL	CC	Year	OEM Front Size	OEM Tooth Count	FCW GROUP ***		OEM Rear Size	OEM Tooth Count	RCW GROUP ***	TWIN-RING ***	Front Conversion ***	Tooth Options	Rear Conversion ***
Dirt													
YAMAHA CONTINUED													
WR 250F	250	15-16	941107	13	492--520, 492U-520	13-14	941347	50	150U-520	1500-520	----	----	----
WR 250F	250	11-13	941107	13	492--520, 492U-520	13-14	941347	50	150U-520	1500-520	----	----	----
WR 250F	250	08-09	941107	13	492--520, 492U-520	13-14	941347	50	150U-520	1500-520	----	----	----
WR 250F	250	07-07	941107	13	492--520, 492U-520	13-14	941364	52	150U-520	1500-520	----	----	----
WR 250F	250	05-06	941107	13	492--520, 492U-520	13-14	941364	52	150U-520	1500-520	----	----	----
WR 250F	250	03-04	941107	13	492--520, 492U-520	13-14	941364	52	150U-520	1500-520	----	----	----
WR 250F	250	01-02	941107	13	492--520, 492U-520	13-14	941364	52	150U-520	1500-520	----	----	----
YZ 250	250	21-23	----	14	289--520, 289U-520	12-16	941347	50	150U-520	1500-520	----	----	----
YZ 250	250	10-20	----	14	289--520, 289U-520	12-16	941347	50	150U-520	1500-520	----	----	----
YZ 250	250	08-09	941125	14	289--520, 289U-520	12-16	941347	50	150U-520	1500-520	----	----	----
YZ 250	250	07-07	941125	14	289--520, 289U-520	12-16	941347	50	150U-520	1500-520	----	----	----
YZ 250	250	05-06	941125	14	289--520, 289U-520	12-16	941347	50	150U-520	1500-520	----	----	----
YZ 250	250	03-04	941125	14	289--520, 289U-520	12-16	941338	49	150U-520	1500-520	----	----	----
YZ 250	250	02-02	941125	14	289--520, 289U-520	12-16	941338	49	150U-520	1500-520	----	----	----
YZ 250	250	99-01	941125	14	289--520, 289U-520	12-16	941347	50	150U-520	1500-520	----	----	----
YZ 250	250	98-98	941111	14	252--520, 252U-520	12-15	941346	50	131U-520, 131V-520	----	----	----	----
YZ 250	250	94-97	941074	13	252--520, 252U-520	12-15	941337	49	131U-520, 131V-520	----	----	----	----
YZ 250F	250	23-23	941107	13	492--520, 492U-520	13-14	941347	50	150U-520	1500-520	----	----	----
YZ 250F	250	22-22	941107	13	492--520, 492U-520	13-14	941357	51	150U-520	1500-520	----	----	----
YZ 250F	250	19-21	941107	13	492--520, 492U-520	13-14	941347	50	150U-520	1500-520	----	----	----
YZ 250F	250	14-18	941107	13	492--520, 492U-520	13-14	941347	50	150U-520	1500-520	----	----	----
YZ 250F	250	12-13	941107	13	492--520, 492U-520	13-14	941347	50	150U-520	1500-520	----	----	----
YZ 250F	250	10-11	941107	13	492--520, 492U-520	13-14	941338	49	150U-520	1500-520	----	----	----
YZ 250F	250	07-09	941107	13	492--520, 492U-520	13-14	941338	49	150U-520	1500-520	----	----	----
YZ 250F	250	06-06	941107	13	492--520, 492U-520	13-14	941338	49	150U-520	1500-520	----	----	----

— MX SPROCKETS CONTINUED —

BIKE MODEL	CC	Year	OEM Front Size	OEM Tooth Count	FCW GROUP ***		OEM Rear Size	OEM Tooth Count	RCW GROUP ***	TWIN-RING ***	Front Conversion ***	Tooth Options	Rear Conversion ***
Dirt													
YAMAHA CONTINUED													
YZ 250F	250	05-05	941107	13	492--520, 492U-520	13-14	941338	49	150U-520	1500-520	----	----	----
YZ 250F	250	03-04	941107	13	492--520, 492U-520	13-14	941330	48	150U-520	1500-520	----	----	----
YZ 250F	250	01-02	941107	13	492--520, 492U-520	13-14	941330	48	150U-520	1500-520	----	----	----
YZ 250F 60th	250	16-16	941107	13	492--520, 492U-520	13-14	941330	48	150U-520	1500-520	----	----	----
YZ 250FX	250	18-22	941107	13	492--520, 492U-520	13-14	941357	51	150U-520	1500-520	----	----	----
YZ 250FX	250	15-17	941107	13	492--520, 492U-520	13-14	941357	51	150U-520	1500-520	----	----	----
YZ 250G	250	16-16	941125	14	289--520, 289U-520	12-16	941347	50	150U-520	1500-520	----	----	----
YZ 250X	250	21-22	941125	14	289--520, 289U-520	12-16	941347	50	150U-520	1500-520	----	----	----
YZ 250X	250	17-19	941125	14	289--520, 289U-520	12-16	941347	50	150U-520	1500-520	----	----	----
YZ 250X	250	16-16	941084	13	289--520, 289U-520	12-16	941338	49	150U-520	1500-520	----	----	----
TTR 230	230	05-08	941094	13	366--520	13-14	----	----	----	----	----	----	----
TTR 125	125	02-11	----	----	423--428	----	----	----	129C-428	----	----	----	----
TTR 125	125	00-01	----	----	423--428	----	----	----	243U-428	----	----	----	----
TTR 125L	125	02-12	----	----	423--428	----	----	----	----	----	----	----	----
TTR 125L	125	00-01	----	----	423--428	----	----	----	243U-428	----	----	----	----
TTR 125LE	125	23-23	----	----	423--428	----	----	----	----	----	----	----	----
YZ 125	125	23-24	----	13	492--520, 492U-520	13-14	941347	50	150U-520	1500-520	----	----	----
YZ 125	125	22-22	941107	13	492--520, 492U-520	13-14	----	----	150U-520	1500-520	----	----	----
YZ 125	125	21-21	941107	13	492--520, 492U-520	13-14	941330	48	150U-520	1500-520	----	----	----
YZ 125	125	14-20	941107	13	492--520, 492U-520	13-14	941330	48	150U-520	1500-520	----	----	----
YZ 125	125	08-13	941107	13	492--520, 492U-520	13-14	941330	48	150U-520	1500-520	----	----	----
YZ 125	125	07-07	941107	13	492--520, 492U-520	13-14	941330	48	150U-520	1500-520	----	----	----
YZ 125	125	05-06	941107	13	492--520, 492U-520	13-14	941330	48	150U-520	1500-520	----	----	----
YZ 125	125	03-04	941081	13	257--520, 257U-520	12-14	941338	49	150U-520	1500-520	----	----	----
YZ 125	125	02-02	941081	13	257--520, 257U-520	12-14	941338	49	150U-520	1500-520	----	----	----
YZ 125	125	99-01	941081	13	257--520, 257U-520	12-14	941330	48	150U-520	1500-520	----	----	----
YZ 125	125	98-98	941081	13	257--520, 257U-520	12-14	941329	48	131U-520, 131V-520	----	----	----	----

— MX SPROCKETS CONTINUED —


BIKE MODEL	CC	Year	OEM Front Size	OEM Tooth Count	FCW GROUP ***		OEM Rear Size	OEM Tooth Count	RCW GROUP ***	TWIN-RING ***	Front Conversion ***	Tooth Options	Rear Conversion ***
Dirt													
YAMAHA CONTINUED													
YZ 125	125	97-97	941081	13	257--520, 257U-520	12-14	941329	48	131U-520, 131V-520	----	----	----	----
YZ 125	125	93-96	941081	13	257--520, 257U-520	12-14	941346	50	131U-520, 131V-520	----	----	----	----
YZ 125G	125	16-16	941107	13	492--520, 492U-520	13-14	941330	48	150U-520	1500-520	----	----	----
YZ 125X	125	21-22	941107	13	492--520, 492U-520	13-14	941347	50	150U-520	1500-520	----	----	----
YZ 125X	125	20-20	941107	13	492--520, 492U-520	13-14	941347	50	150U-520	1500-520	----	----	----
TT-R 110	110	11-18	----	14	258--420	12-14	----	----	----	----	----	----	----
TT-RE 110	110	19-21	----	14	258--420	12-14	----	----	----	----	----	----	----
YZ 85	85	19-22	941117	14	257--428	13-15	----	46	121U-428	----	----	----	----
YZ 85	85	18-18	941117	14	257--428	13-15	941319	47	121U-428	----	----	----	----
YZ 85	85	15-17	----	15	257--428	13-15	941319	47	121U-428	----	----	----	----
YZ 85	85	03-14	----	15	257--428	13-15	941319	47	121U-428	----	----	----	----
YZ 85	85	02-02	941117	14	257--428	13-15	941327	48	121U-428	----	----	----	----
YZ 85 (BIG WHEEL)	85	15-17	941117	14	257--428	13-15	941362	52	121U-428	----	----	----	----
YZ 85 (BIG WHEEL)	85	02-14	941117	14	257--428	13-15	941362	52	121U-428	----	----	----	----
YZ 85LW	85	22-23	----	15	257--428	13-15	941354	51	121U-428	----	----	----	----
YZ 80	80	93-01	941120	14	258--428	13-14	941319	47	121U-428	----	----	----	----
YZ 80 (BIG WHEEL)	80	94-01	941083	13	258--428	13-14	941319	47	121U-428	----	----	----	----
YZ 65	65	18-23	941151	14	506--420	14-14	941389	47	121U-420	----	----	----	----
TT-R 50	50	06-21	----	13	258--420	12-14	----	----	----	----	----	----	----
TT-RE 50	50	19-21	----	13	258--420	12-14	----	----	----	----	----	----	----
Dual Sport													
YAMAHA													
WR 250R	250	08-17	941107	13	492--520, 492U-520	13-14	----	----	465U-520	----	----	----	----
WR 250XX/XY	250	08-11	941107	13	492--520, 492U-520	13-14	----	----	465U-520	----	----	----	----
WR 125X/R	125	09-16	----	14	470--428	13-14	----	53	131A-428	----	----	----	----

— RENTHAL CHAIN WHEELS —

-TWIN RING

•The unique, dual-material design combines a hardened steel outer chain ring that is heated to 200°C before being permanently fitted to our Ultralight aluminum inner, creating a permanent bond for the life of the sprocket.

•The result is a lightweight, long-wearing rear sprocket fit to tackle any condition you can find, without adding unnecessary unsprung weight and compromising power delivery.




GROUP	TYPE	TOOTH COUNT	BLACK	BLUE	GREEN	RED	ORANGE	SILVER
1120-520	Twin Ring	48T	----	----	----	----	----	941453
		49T	----	----	941449	----	----	941456
		50T	941443	----	941450	----	----	941459
		51T	941446	----	941451	----	----	941465
1230-520	Twin Ring	48T	941454	----	----	----	----	----
		49T	941441	----	----	----	----	941457
		50T	951444	----	----	----	----	941460
		51T	----	----	----	----	----	941462
1500-520	Twin Ring	47T	----	----	----	----	----	941452
		48T	941440	941447	----	----	----	941455
		49T	941442	941417	----	----	----	941458
		50T	941445	941448	----	----	----	941461
		51T	----	----	----	----	----	941463
		52T	----	----	----	----	----	941464
1540-520	Twin Ring	47T	----	----	----	----	----	941428
		48T	941410	----	----	941424	----	941430
		49T	941412	----	----	941425	----	941432
		50T	941413	----	----	941426	----	941434
		51T	941415	----	----	941427	----	941436
		52T	----	----	----	----	----	941438
2240-520	Twin Ring	47T	----	----	----	----	----	941429
		48T	941411	941418	----	----	941421	941431
		49T	----	----	----	----	----	941433
		50T	941414	941419	----	----	941422	941438
		51T	----	----	----	----	----	941437
		52T	941416	941420	----	----	941423	941439

— **RENTHAL CHAIN WHEELS CONTINUED** —

•Using advanced computer engineering alongside CNC machining, Renthal consistently achieves perfect concentricity, fitment, load dispersion and uncompromising strength whilst ensuring maximum power delivery from each and every motocross front sprocket we produce.

•As a safety critical external drive component, Renthal prides itself on creating the number one choice of motocross front sprockets as used by the world's premier athletes and race teams.



-FRONT CHAIN WHEEL

GROUP	TYPE	Tooth Count	Part #
252--520	GROOVED	12T	941063
		13T	941074
		14T	941111
		15T	941153
253--520	GROOVED	13T	941075
		14T	941112
		15T	941154
253U-520	ULTRALIGHT GROOVED	13T	941076
		14T	941113
254--520	GROOVED	12T	941064
		13T	941077
		14T	941114
255--520	GROOVED	12T	941065
		13T	941078
		14T	941115
		15T	941155
256--520	GROOVED	12T	941066
		13T	941079
		14T	941116
257--428	GROOVED	13T	941080
		14T	941117
257--520	GROOVED	12T	941067
		13T	941081
		14T	941118
258--420	GROOVED	12T	941068
		13T	941082
		14T	941119
258--428	GROOVED	13T	941083
		14T	941120
259--420	GROOVED	14T	941121
		15T	941156
279--520	GROOVED	14T	941122
		15T	941157
		16T	941169
282--520	GROOVED	14T	941123
		15T	941158
283--520	GROOVED	14T	941124
		15T	941159
289--520	GROOVED	12T	941069
		13T	941084
		14T	941125
		15T	941160

GROUP	TYPE	Tooth Count	Part #
289U-520	ULTRALIGHT GROOVED	13T	941085
		14T	941126
292--520	GROOVED	13T	941086
		14T	941127
		15T	941161
	STANDARD	11T	941053
		12T	941055
292U-520	ULTRALIGHT GROOVED	13T	941087
		14T	941128
293--520	GROOVED	13T	941088
		14T	941129
		15T	941162
302--520	GROOVED	13T	941089
	GROOVED	14T	941130
	GROOVED	15T	941163
307--420	GROOVED	13T	941090
		14T	941131
308--520	GROOVED	13T	941091
		14T	941132
337--520	GROOVED	12T	941070
		13T	941092
360A-520	GROOVED	13T	941093
		12T	941056
366--520	GROOVED	13T	941094
		14T	941133
431--420	GROOVED	14T	941134
		15T	941173
431--428	GROOVED	13T	941095
432--520	GROOVED	14T	941135
		15T	941164
	STANDARD	13T	941059
438--520	GROOVED	13T	941096
		14T	941136
439--520	GROOVED	12T	941071
		13T	941097
		14T	941137
439U-520	ULTRALIGHT GROOVED	13T	941098
440--420	GROOVED	14T	941138
442--520	GROOVED	13T	941099

— RENTHAL CHAIN WHEELS CONTINUED —

-FRONT CHAIN WHEEL

GROUP	TYPE	Tooth Count	Part #
445--520	GROOVED	13T	941100
		14T	941139
447--520	GROOVED	13T	941101
		14T	941140
		15T	941165
447U-520	ULTRALIGHT GROOVED	13T	941102
450--520	GROOVED	14T	941141
		15T	941166
	STANDARD	13T	941060
452--520	GROOVED	14T	941142
	STANDARD	13T	941061
452U-520	ULTRALIGHT	13T	941062
453--520	GROOVED	13T	941103
		14T	941143
	STANDARD	12T	941057
453U-520	ULTRALIGHT GROOVED	13T	941104
454--520	GROOVED	13T	941105
		14T	941144
		15T	941167
461--420	GROOVED	14T	941145
		15T	941168
466U-520	ULTRALIGHT GROOVED	14T	941049
468--520	GROOVED	14T	941146
479--520	GROOVED	12T	941072
		13T	941106

GROUP	TYPE	Tooth Count	Part #
481--415	STANDARD	10T	941052
		11T	941054
		12T	941058
482--428	GROOVED	14T	941147
492--520	GROOVED	13T	941107
		14T	941148
496--520	GROOVED	13T	941170
		14T	941172
496U-520	ULTRALIGHT GROOVED	13T	941046
		14T	941050
497--520	GROOVED	13T	941171
497U-520	ULTRALIGHT GROOVED	13T	941047
501--520	GROOVED	12T	941073
		13T	941108
		14T	941149
501U-520	ULTRALIGHT GROOVED	13T	941048
		14T	941051
503--428	GROOVED	13T	941109
		14T	941150
506--420	GROOVED	14T	941151
508--520	GROOVED	13T	941110
		14T	941152



-REAR CHAIN WHEEL

•Renthal UltraLight Rear Chainwheels are CNC machined in Manchester, UK from 7075 T6 aluminum to extremely tight tolerances, 66% lighter than steel.
 •Computer engineered and tested to ensure a precise fitment, concentricity and load dispersion with tooth profiling to provide maximum power transfer.

GROUP	TYPE	TOOTH COUNT	BLACK	BLUE	GREEN	RED	ORANGE	SILVER
112U-520	ULTRALIGHT GROOVED	44T	----	----	----	----	----	941305
		45T	----	----	----	----	941309	
		46T	----	----	----	----	941313	
		47T	----	----	----	----	941318	
		48T	941216	----	941243	----	941326	
		49T	941191	----	941244	----	941335	
		50T	941997	----	941245	----	941344	
		51T	941203	----	941246	----	941353	
		52T	941208	----	941255	----	941406	
		53T	941221	----	941257	----	941409	

— RENTHAL CHAIN WHEELS CONTINUED —

-REAR CHAIN WHEEL continued

GROUP	TYPE	TOOTH COUNT	BLACK	BLUE	GREEN	RED	ORANGE	SILVER
121U-420	ULTRALIGHT GROOVED	47T	----	941238	----	----	----	941389
121U-428	ULTRALIGHT GROOVED	47T	941185	941222	----	----	----	941319
		48T	941187	941223	----	----	----	941327
		49T	941192	941226	----	----	----	----
		50T	941198	941229	----	----	----	----
		51T	----	----	----	----	----	941354
		52T	----	----	----	----	----	941362
123U-520	ULTRALIGHT GROOVED	44T	----	----	----	----	----	941306
		47T	----	----	----	----	----	941320
		48T	941186	----	----	----	----	941328
		49T	941193	----	----	----	----	941339
		50T	941199	----	----	----	----	941345
		51T	941204	----	----	----	----	941355
		52T	941209	----	----	----	----	941363
130U-520	ULTRALIGHT GROOVED	40T	----	----	----	----	----	941299
		41T	----	----	----	----	----	941301
		42T	----	----	----	----	----	941302
		43T	----	----	----	----	----	941304
131U-520	ULTRALIGHT GROOVED	48T	----	----	----	----	----	941329
		49T	----	----	----	----	----	941337
		50T	----	----	----	----	----	941346
		51T	----	----	----	----	----	941356
150U-520	ULTRALIGHT GROOVED	44T	----	----	----	----	----	941307
		45T	----	----	----	----	----	941310
		46T	----	----	----	----	----	941314
		47T	----	----	----	----	----	941321
		48T	941188	941224	----	----	----	941330
		49T	941194	941227	----	----	----	941338
		50T	941200	941230	----	----	----	941347
		51T	941205	941232	----	----	----	941357
		52T	941210	941235	----	----	----	941364
		53T	----	----	----	----	----	941368
154U-520	ULTRALIGHT GROOVED	44T	----	----	----	----	----	941308
		45T	----	----	----	----	----	941311
		46T	----	----	----	----	----	941315
		47T	----	----	----	----	----	941322
		48T	941189	----	----	941282	----	941331
		49T	941195	----	----	941283	----	941339
		50T	941201	----	----	941285	----	941348
		51T	941206	----	----	941287	----	941358
		52T	941211	----	----	941288	----	941365
		53T	941213	----	----	941289	----	941369
		54T	----	----	----	----	----	941371

— RENTHAL CHAIN WHEELS CONTINUED —

-REAR CHAIN WHEEL continued

GROUP	TYPE	TOOTH COUNT	BLACK	BLUE	GREEN	RED	ORANGE	SILVER
189U-420	ULTRALIGHT GROOVED	49T	----	----	----	941284	----	941340
		50T	----	----	----	941286	----	941349
		51T	----	----	----	----	----	941359
		54T	----	----	----	----	----	941372
		55T	----	----	----	941290	----	941373
		56T	----	----	----	941291	----	941374
		57T	----	----	----	----	----	941375
191U-420	ULTRALIGHT GROOVED	49T	----	----	941250	----	----	941396
		50T	941218	----	941252	----	----	941399
		51T	941219	----	941254	----	----	941403
		52T	941220	----	941256	----	----	941407
191U-428	ULTRALIGHT GROOVED	50T	----	----	----	----	----	941400
		51T	----	----	----	----	----	941404
		52T	----	----	----	----	----	941408
		53T	----	----	----	----	----	941292
192U-420	ULTRALIGHT GROOVED	46T	----	----	----	----	941261	941316
		47T	----	----	----	----	941263	941323
		48T	----	----	----	----	941265	941332
		49T	----	----	----	----	----	941341
		50T	----	----	----	----	941268	941350
203U-520	ULTRALIGHT GROOVED	40T	----	----	----	----	941300	
216U-520	ULTRALIGHT GROOVED	47T	----	----	----	----	----	941324
		48T	----	----	----	----	----	941333
		49T	----	----	----	----	----	941342
		50T	----	----	----	----	----	941351
		51T	----	----	----	----	----	941360
		52T	----	----	----	----	----	941366
223A-520	GROOVED	36T	----	----	----	----	----	941293
		38T	----	----	----	----	----	941296
223U-520	ULTRALIGHT GROOVED	36T	----	----	----	----	----	941294
		37T	----	----	----	----	----	941295
		38T	----	----	----	----	----	941297
		39T	----	----	----	----	----	941298
224U-520	ULTRALIGHT GROOVED	42T	----	----	----	----	941258	941303
		44T	----	----	----	----	941259	----
		45T	----	----	----	----	941260	941312
		46T	----	----	----	----	941262	941317
		47T	----	----	----	----	941264	941325
		48T	941990	941225	----	----	941266	941334
		49T	941196	941228	----	----	941267	941343
		50T	941202	941231	----	----	941269	941352
		51T	941207	941207	----	----	941270	941270
		52T	941212	----	----	----	----	----
		52T	941214	941236	----	----	941271	941367
		53T	----	----	----	----	941272	941370

— RENTHAL CHAIN WHEELS CONTINUED —

-REAR CHAIN WHEEL continued

GROUP	TYPE	TOOTH COUNT	BLACK	BLUE	GREEN	RED	ORANGE	SILVER
408U-420	ULTRALIGHT GROOVED	46T	----	----	941247	----	----	----
		47T	----	----	941248	----	941390	
		48T	----	----	941249	----	941393	
		49T	----	----	941251	----	----	
		50T	----	----	941253	----	----	
437U-520	ULTRALIGHT GROOVED	36T	----	----	----	----	----	941376
		37T	----	----	----	----	941379	
		38T	----	----	----	----	941380	
		39T	----	----	----	----	941382	
		40T	----	----	----	----	941383	
441U-428	ULTRALIGHT GROOVED	44T	----	----	----	----	941273	----
		45T	----	----	----	----	941274	----
		46T	----	941237	----	----	941275	941387
		47T	----	941239	----	----	941277	941391
		48T	----	941240	----	----	941278	941394
		49T	----	941241	----	----	941280	941397
441U-520	ULTRALIGHT GROOVED	46T	941215	----	----	----	941279	----
		48T	941217	----	----	----	941279	----
459U-520	ULTRALIGHT GROOVED	36T	----	----	----	----	----	941377
		37T	----	----	----	----	941379	
		38T	----	----	----	----	941381	
480--415	STANDARD	38T	----	----	----	----	941180	----
		39T	----	----	----	----	941179	----
		40T	----	----	----	----	941181	----
		41T	----	----	----	----	941183	----
		42T	----	----	----	----	941184	----
491--415	STANDARD	36T	941174	----	----	----	941177	----
		38T	----	----	----	----	941178	----
		40T	941176	----	----	----	941182	----
507	ULTRALIGHT GROOVED	43T	----	----	----	----	----	941384
		44T	----	----	----	----	941385	
		45T	----	----	----	----	941386	
		46T	----	----	----	----	941388	
		47T	----	----	----	----	941392	
		48T	----	----	----	----	941395	
		49T	----	----	----	----	941398	
		50T	----	----	----	----	941402	
51T	----	----	----	----	941405			

— RENTHAL BRAKE PADS —

-BRAKE PAD FMB

•Renthal RC-1 Works Brake Pads are a premium high performance sintered metal brake pad with a material mix that has been formulated to extend pad life. Designed to produce consistent and progressive braking power in even the most extreme offroad conditions.

•From precision and powerful braking conditions like pro super-cross, to muddy and grueling offroad marathon races over big elevations that produce steady extreme braking temps, Renthal RC-1 dirt bike brake pads can be trusted to perform at championship levels.



DIRTBIKE

MAKE/MODEL	CC	YEAR	FRONT PADS	REAR PADS
DIRTBIKE				
AJP				
SRP250	250	2020-2021	941004	
APRILIA				
RXV	450	2006-2014	941001	941005
SXV	450	2006-2011	----	941005
BETA				
250RR	250	2005-2012	941001	941005
250RR 2 Stroke	250	2013-2017	941001	941005
300RR 2 Stroke	300	2013-2017	941001	941005
350RR	350	2011-2012	941001	941004
400RR	400	2005-2009	941001	941005
400RR	400	2010-2012	941001	941005
430RR	430	2013-2015	941001	941005
450RR	450	2005-2009	941001	941005
450RR	450	2010-2012	941001	941005
480RR	480	2013-2015	941001	941005
498RR	498	2012-2012	941001	941005
520RR	520	2005-2009	941001	941005
520RR	520	2010-2011	941001	941005
525RR	525	2005-2009	941001	941005
ALP 125/200/349 4T	125	2005-2015	----	941005
Enduro RR 125 2T	125	2018-2023	941001	941005
Enduro RR 200 2T	200	2019-2019	941001	941005
Enduro RR 200 2T	200	2020-2023	941001	941005
Enduro RR 250 2T	250	2020-2023	941001	941005
Enduro RR 300 2T	300	2019-2023	941001	941005
Enduro RR 350 4T	350	2017-2019	941001	941005
Enduro RR 350 4T	350	2020-2023	941001	941005
Enduro RR 390 4T	390	2017-2018	941001	941005
Enduro RR 390 4T	390	2020-2023	941001	941005
Enduro RR 430 4T	430	2017-2018	941001	941005
Enduro RR 430 4T	430	2023-2023	941001	941005
Enduro RR 480 4T	480	2017-2017	941001	941005
Enduro RR 480 4T	480	2018-2019	941001	941005
Enduro RR 480 4T	480	2020-2023	941001	941005
RE & RR 125 4T	125	2009-2014	----	941005

MAKE/MODEL	CC	YEAR	FRONT PADS	REAR PADS
DIRTBIKE				
BETA CONTINUED				
RR 2t Enduro 250	250	2017-2017	941001	941005
RR 2t Enduro 300	300	2017-2017	941001	941005
X-Trainer 300	300	2015-2017	941001	941005
X-Trainer 300	300	2018-2018	941001	941005
BMW				
G450X	450	2008-2010	941008	941009
FANTIC				
Caballero Reolarita Scuderia 250	250	2011-2011	----	941002
Caballero Reolarita Scuderia 250	250	2012-2012	----	941002
Caballero Reolarita Scuderia 300	300	2011-2011	----	941002
GAS GAS				
EC 125 Enduro	125	1997-1998	941008	
EC 125 Enduro	125	1999-2009	941001	941004
EC 125 Enduro	125	2010-2015	941001	941005
EC 200	200	2018-2018	941001	941005
EC 200	200	2019-2019	941001	941005
EC 200 Enduro	200	1999-2001	941001	941004
EC 200 Enduro	200	2002-2003	941001	941004
EC 200 Enduro	200	2003-2009	941001	941004
EC 200 Enduro	200	2003-2015	941001	941004
EC 250	250	2018-2018	941001	941005
EC 250	250	2019-2019	941001	941005
EC 250	250	2022-2023	941008	941009
EC 250/300	250	2018-2018	941001	941005
EC 250-300 Enduro	250	1997-2009	941001	941004
EC 250-300 Enduro	250	2010-2015	941001	941005
EC 250F	250	2022-2023	941008	941009
EC 250F	250	2024-2024	----	941009
EC 300	300	2018-2018	941001	941005
EC 300	300	2019-2019	941001	941005
EC 300	300	2021-2023	941008	941009
EC 350F	350	2022-2023	941008	941009
EC 350F	350	2024-2024	----	941009

— RENTHAL BRAKE PADS CONTINUED —

-BRAKE PAD FMB continued

MAKE/MODEL	CC	YEAR	FRONT PADS	REAR PADS
DIRTBIKE				
GAS GAS CONTINUED				
EC 450F	450	2024-2024	----	941009
EC 500F	500	2024-2024	----	941009
EC 515	515	2009-2009	941001	941004
ECF250F	250	2013-2015	941001	941005
ECF300F	300	2013-2015	941001	941005
ECF450F	450	2013-2015	941001	941005
Enduro GP 250	250	2018-2018	941001	941005
Enduro GP 300	300	2018-2018	941001	941005
EX 250	250	2022-2023	941008	941009
EX 250F	250	2021-2023	941008	941009
EX 300	300	2021-2023	941008	941009
EX 350F	350	2021-2023	941008	941009
EX 450F	450	2021-2023	941008	941009
MC 125	125	2021-2023	941008	941009
MC 250	250	2022-2023	941008	941009
MC 250F	250	2021-2021	941008	941009
MC 250F	250	2022-2023	941008	941009
MC 350F	350	2022-2023	941008	941009
MC 450F	450	2021-2021	941008	941009
MC 450F	450	2022-2023	941008	941009
MC 450F FE	450	2023-2023	941008	941009
MC 50	50	2021-2023	941014	941014
MC 65	65	2021-2023	941013	941013
MC 85	85	2021-2021	941008	941009
MC 85 17/14	85	2023-2023	941008	941009
MC 85 19/16	85	2022-2023	941008	941009
MC-E 5	E	2021-2023	941014	941014
RX 450R Replica	450	2023-2023	----	941009
RX 450R Replica	450	2024-2024	----	941009
SM 450	450	2009-2009	----	941004
XC 200	200	2018-2018	941001	941005
XC 200	200	2019-2019	941001	941005
XC 250	250	2018-2018	941001	941005
XC 250	250	2019-2019	941001	941005
XC 250/300	250	2018-2018	941001	941005
XC 300	300	2018-2018	941001	941005
XC 300	300	2019-2019	941001	941005
HONDA				
CR 125R	125	1997-1997	941001	941004
CR 125R	125	1998-1999	941001	941004
CR 125R	125	2000-2001	941001	941004
CR 125R	125	2002-2002	941001	941002
CR 125R	125	2003-2003	941001	941002
CR 125R	125	2004-2004	941001	941002
CR 125R	125	2005-2007	941001	941002

MAKE/MODEL	CC	YEAR	FRONT PADS	REAR PADS
DIRTBIKE				
HONDA CONTINUED				
CR 250R	250	1987-1987	----	941004
CR 250R	250	1988-1989	----	941004
CR 250R	250	1990-1991	----	941004
CR 250R	250	1992-1995	----	941004
CR 250R	250	1996-2001	941001	941004
CR 250R	250	2002-2003	941001	941002
CR 250R	250	2004-2004	941001	941002
CR 250R	250	2004-2006	941001	941002
CR 250R	250	2007-2008	941001	941002
CR 500R	500	1992-2001	941001	941004
CR 80R	80	1986-1995	941003	
CR 80R	80	1996-2002	941003	941004
CR 80RB	80	1996-2002	941003	941004
CR 85R	85	2003-2007	941003	941004
CR 85RB	85	2003-2007	941003	941004
CRF 125F	125	2018-2024	941001	----
CRF 125FB	125	2023-2024	941001	----
CRF 150F	150	2003-2009	941001	----
CRF 150F	150	2012-2017	941001	----
CRF 150R	150	2007-2009	941003	941002
CRF 150R	150	2012-2024	941003	941002
CRF 150RB	150	2007-2009	941003	941002
CRF 150RB	150	2012-2024	941003	941002
CRF 230F	230	2003-2007	941001	----
CRF 230F	230	2008-2009	941001	----
CRF 230F	230	2012-2017	941001	----
CRF 230F	230	2019-2019	941001	----
CRF 250F	250	2019-2024	941001	941002
CRF 250R	250	2004-2006	941001	941002
CRF 250R	250	2007-2009	941001	941002
CRF 250R	250	2010-2010	941001	941002
CRF 250R	250	2011-2017	941001	941002
CRF 250R	250	2018-2018	941001	941002
CRF 250R	250	2019-2021	941001	941002
CRF 250R	250	2022-2024	941001	941002
CRF 250RX	250	2019-2021	941001	941002
CRF 250RX	250	2022-2024	941001	941002
CRF 250X	250	2004-2016	941001	941002
CRF 250X	250	2012-2013	941001	941002
CRF 450R	450	2002-2003	941001	941002
CRF 450R	450	2004-2006	941001	941002
CRF 450R	450	2007-2008	941001	941002
CRF 450R	450	2009-2017	941001	941002
CRF 450R	450	2018-2018	941001	941002
CRF 450R	450	2019-2024	941001	941002

— RENTHAL BRAKE PADS CONTINUED —

-BRAKE PAD FMB continued

MAKE/MODEL	CC	YEAR	FRONT PADS	REAR PADS
DIRTBIKE				
HONDA CONTINUED				
CRF 450RL	450	2021-2024	941001	941002
CRF 450RWE	450	2019-2024	941001	941002
CRF 450RX	450	2017-2017	941001	941002
CRF 450RX	450	2018-2018	941001	941002
CRF 450RX	450	2019-2024	941001	941002
CRF 450X	450	2005-2009	941001	941002
CRF 450X	450	2012-2017	941001	941002
CRF 450X	450	2019-2024	941001	941002
CRM 250	250	1991-1995	----	941004
XR 250R	250	1990-1995	----	941004
XR 250R	250	1996-2005	----	941004
XR 400R	400	1996-2004	941001	----
XR 600R	600	1991-1991	----	941004
XR 600R	600	1992-2000	941001	941004
XR 650L	650	1993-2009	941001	941004
XR 650R	650	2000-2007	941001	941004
HUSABERG				
FE 250	250	2013-2014	941008	941009
FE 350	350	2013-2014	941008	941009
FE 390	390	2010-2012	941008	941009
FE 450E	450	2006-2007	941008	----
FE 450E	450	2009-2013	941008	941009
FE 501	500	2013-2015	941008	941009
FE 550	550	2006-2007	941008	----
FE 570	570	2009-2012	941008	941009
FE 650E	650	2006-2007	941008	----
FX 450	450	2010-2012	941008	941009
TE 125	125	2013-2014	941008	941009
TE 250	250	2012-2014	941008	941009
TE 300	300	2012-2014	941008	941009
HUSQVARNA				
65 CR	65	2011-2012	941013	941017
CR 125	125	1995-1996	941008	----
CR 125	125	1998-2012	941008	941009
CR 250	250	1995-1998	941008	----
CR 250	250	1999-1999	941008	----
CR 250	250	2000-2004	941008	----
CR 250	250	2005-2005	941008	941009
CR 360	360	1992-1994	----	941003
EE 5	E	2021-2022	941014	941014
FC 250	250	2014-2015	941008	941009
FC 250	250	2016-2016	941008	941009
FC 250	250	2017-2017	941008	941009
FC 250	250	2018-2018	941008	941009
FC 250	250	2019-2022	941008	941009

MAKE/MODEL	CC	YEAR	FRONT PADS	REAR PADS
DIRTBIKE				
HUSQVARNA CONTINUED				
FC 250	250	2023-2023	941008	941009
FC 250	250	2024-2024	941008	941009
FC 350	350	2014-2015	941008	941009
FC 350	350	2016-2016	941008	941009
FC 350	350	2017-2017	941008	941009
FC 350	350	2018-2019	941008	941009
FC 350	350	2020-2020	941008	941009
FC 350	350	2021-2022	941008	941009
FC 350	350	2023-2024	941008	941009
FC 450	450	2014-2015	941008	941009
FC 450	450	2016-2016	941008	941009
FC 450	450	2017-2017	941008	941009
FC 450	450	2018-2018	941008	941009
FC 450	450	2019-2019	941008	941009
FC 450	450	2020-2022	941008	941009
FC 450	450	2023-2024	941008	941009
FE 250	250	2014-2015	941008	941009
FE 250	250	2016-2016	941008	941009
FE 250	250	2017-2017	941008	941009
FE 250	250	2018-2018	941008	941009
FE 250	250	2020-2020	941008	941009
FE 250	250	2021-2023	941008	941009
FE 250	250	2024-2024	----	941009
FE 350	350	2016-2016	941008	941009
FE 350	350	2017-2017	941008	941009
FE 350	350	2018-2019	941008	941009
FE 350	350	2024-2024	----	941009
FE 350 & S	350	2014-2015	941008	941009
FE 350 & S	350	2020-2023	941008	941009
FE 450	450	2014-2015	941008	941009
FE 450	450	2016-2016	941008	941009
FE 450	450	2017-2017	941008	941009
FE 450	450	2018-2019	941008	941009
FE 450	450	2020-2023	941008	941009
FE 450	450	2024-2024	----	941009
FE 501	501	2017-2017	941008	941009
FE 501	501	2018-2019	941008	941009
FE 501	501	2020-2020	941008	941009
FE 501	501	2023-2023	941008	941009
FE 501	501	2024-2024	----	941009
FE 501 & S	501	2014-2015	941008	941009
FE 501 & S	501	2016-2016	941008	941009
FE 501 EU	501	2021-2022	941008	941009
FE 501 US	501	2021-2022	941008	941009
FE 501s	501	2020-2022	941008	941009

— RENTHAL BRAKE PADS CONTINUED —

-BRAKE PAD FMB continued

MAKE/MODEL	CC	YEAR	FRONT PADS	REAR PADS
DIRTBIKE				
HUSQVARNA CONTINUED				
FR 450 Rally	450	2020-2024	----	941009
FS 450	450	2018-2022	----	941009
FS 450	450	2023-2024	----	941009
FX 350	350	2017-2017	941008	941009
FX 350	350	2018-2018	941008	941009
FX 350	350	2020-2022	941008	941009
FX 350	350	2023-2024	941008	941009
FX 450	450	2017-2017	941008	941009
FX 450	450	2018-2022	941008	941009
FX 450	450	2023-2023	941008	941009
FX 450	450	2024-2024	941008	941009
TC 125	125	2014-2015	941008	941009
TC 125	125	2016-2016	941008	941009
TC 125	125	2017-2017	941008	941009
TC 125	125	2018-2018	941008	941009
TC 125	125	2019-2019	941008	941009
TC 125	125	2020-2022	941008	941009
TC 125	125	2023-2024	941008	941009
TC 250	250	2002-2003	941008	----
TC 250	250	2004-2005	----	941009
TC 250	250	2006-2008	941008	941009
TC 250	250	2014-2015	941008	941009
TC 250	250	2016-2016	941008	941009
TC 250	250	2017-2017	941008	941009
TC 250	250	2018-2018	941008	941009
TC 250	250	2019-2019	941008	941009
TC 250	250	2020-2022	941008	941009
TC 250	250	2023-2024	941008	941009
TC 250 / R	250	2009-2013	941008	941009
TC 449	449	2011-2012	941008	941009
TC 450	450	2002-2005	941008	----
TC 450	450	2006-2010	941008	941009
TC 50	50	2018-2020	941014	941014
TC 50 & Mini	50	2021-2023	941014	941014
TC 50 Mini	50	2018-2020	941014	941014
TC 510	510	2005-2005	941008	941009
TC 510	510	2006-2006	941008	941009
TC 510	510	2007-2008	941008	941009
TC 570	570	2001-2003	941008	----
TC 610	610	1991-1994	----	941013
TC 65	65	2018-2020	941013	941013
TC 65	65	2021-2022	941013	941013
TC 85 17/14	85	2017-2017	941018	941017
TC 85 17/14	85	2018-2020	941018	941017
TC 85 17/14	85	2021-2023	941008	941009

MAKE/MODEL	CC	YEAR	FRONT PADS	REAR PADS
DIRTBIKE				
HUSQVARNA CONTINUED				
TC 85 19/16	85	2017-2017	941013	941017
TC 85 19/16	85	2018-2020	941018	941017
TC 85 19/16	85	2021-2024	941008	941009
TE 125	125	2014-2015	941008	941009
TE 125	125	2016-2016	941008	941009
TE 150	150	2017-2017	941008	941009
TE 150	150	2018-2019	941008	941009
TE 150 & i EU	150	2021-2023	941008	941009
TE 150 & i US	150	2021-2023	941008	941009
TE 150i	150	2020-2020	941008	941009
TE 250	250	2002-2003	941008	----
TE 250	250	2004-2009	941008	941009
TE 250	250	2014-2016	941008	941009
TE 250	250	2017-2017	941008	941009
TE 250	250	2018-2018	941008	941009
TE 250 & i	250	2020-2023	941008	941009
TE 250 / R	250	2010-2013	941008	941009
TE 250i	250	2018-2019	941008	941009
TE 300	300	2014-2016	941008	941009
TE 300	300	2017-2017	941008	941009
TE 300	300	2018-2018	941008	941009
TE 300	300	2024-2024	----	941009
TE 300 & i	300	2018-2023	941008	941009
TE 310	310	2009-2010	941008	941009
TE 310	310	2011-2012	941008	941009
TE 350	350	1992-1995	----	941003
TE 400	400	2001-2003	941008	----
TE 410	410	1995-2000	941008	----
TE 449	449	2011-2011	941008	941009
TE 449	449	2012-2013	941008	941009
TE 450	450	2004-2005	941008	
TE 450	450	2006-2007	941008	941009
TE 450	450	2008-2011	941008	941009
TE 510	510	2005-2006	941008	941009
TE 510	510	2007-2010	941008	941009
TE 511	511	2011-2011	941008	941009
TE 570	570	2004-2004	941008	----
TE 610	610	1991-1994	----	941003
TE 610	610	2007-2007	941008	----
TX 125	125	2017-2017	941008	941009
TX 125	125	2018-2018	941008	941009
TX 300	300	2017-2017	941008	941009
TX 300	300	2018-2019	941008	941009
TX 300	300	2023-2023	941008	941009
TX 300	300	2024-2024	941008	941009

— RENTHAL BRAKE PADS CONTINUED —

-BRAKE PAD FMB continued

MAKE/MODEL	CC	YEAR	FRONT PADS	REAR PADS
DIRTBIKE				
HUSQVARNA CONTINUED				
TX 300i	300	2020-2022	941008	941009
TXC 250	250	2008-2009	941008	941009
TXC 250	250	2010-2012	941008	941009
TXC 449	449	2011-2012	941008	941009
TXC 450	450	2008-2011	941008	941009
TXC 510	510	2008-2010	941008	941009
TXC 511	511	2011-2012	941008	941009
WR 125	125	1995-1996	941008	----
WR 125	125	1998-2013	941008	941009
WR 250	250	1998-2012	941008	----
WR 300	300	2009-2012	941008	----
WR 360	360	1992-1994	----	941003
WR 360	360	1995-2003	941008	----
WRE 125	125	1995-1997	941008	----
WRE 125	125	1999-1999	941008	----
KAWASAKI				
KDX 220	220	1997-2006	941001	----
KLX 140	140	2011-2023	----	941003
KLX 140G	140	2017-2023	----	941003
KLX 140L	140	2011-2023	----	941003
KLX 230R S	230	2023-2023	----	941016
KLX 250	250	1994-1998	941001	----
KLX 250	250	2020-2020	----	941004
KLX 250S	250	2006-2007	941001	941004
KLX 250S	250	2009-2010	941001	941004
KLX 250S	250	2012-2017	941001	941004
KLX 300R	300	1997-2002	941001	941004
KLX 300R	300	2003-2007	941001	941004
KLX 300R	300	2020-2022	----	941004
KLX 300SM	300	2022-2023	----	941004
KLX 450F	450	2017-2017	941001	941005
KLX 450R	450	2009-2017	941001	941005
KLX 450R	450	2018-2018	941001	941005
KLX 450R	450	2019-2020	941001	941005
KLX 450R	450	2021-2022	941001	941005
KLX 650/R	650	1993-1996	941001	----
KX 100	100	1989-1990	----	941003
KX 100	100	1991-1996	----	941003
KX 100	100	1996-1996	----	941003
KX 100	100	1997-1997	941006	941003
KX 100	100	1998-2010	941006	941003
KX 100	100	2011-2013	941006	941003
KX 100	100	2014-2021	941006	941003
KX 100	100	2020-2020	941006	941003
KX 112	112	2023-2023	941006	941003

MAKE/MODEL	CC	YEAR	FRONT PADS	REAR PADS
DIRTBIKE				
KAWASAKI CONTINUED				
KX 125	125	1996-1997	941001	941004
KX 125	125	1998-1999	941001	941004
KX 125	125	2000-2002	941001	941004
KX 125	125	2003-2003	941001	941004
KX 125	125	2004-2004	941001	941004
KX 125	125	2005-2005	941001	941004
KX 125	125	2006-2006	941001	941004
KX 125	125	2007-2007	941001	941004
KX 125	125	2008-2008	941001	941004
KX 250	250	2019-2020	941001	941005
KX 250	250	2021-2023	941001	941005
KX 250 (2-Stroke)	250	1999-2001	941001	941004
KX 250 (2-Stroke)	250	2002-2005	941001	941004
KX 250 (2-Stroke)	250	2006-2008	941001	941004
KX 250F	250	2004-2005	941001	941005
KX 250F	250	2006-2008	941001	941005
KX 250F	250	2009-2009	941001	941005
KX 250F	250	2010-2010	941001	941005
KX 250F	250	2011-2013	941001	941005
KX 250F	250	2014-2015	941001	941005
KX 250F	250	2016-2019	941001	941005
KX 250X and XC	250	2021-2023	941001	941005
KX 450	450	2019-2020	941001	941005
KX 450	450	2021-2023	941001	941005
KX 450F	450	2006-2008	941001	941005
KX 450F	450	2009-2012	941001	941005
KX 450F	450	2013-2015	941001	941005
KX 450F	450	2016-2018	941001	941005
KX 450X	450	2023-2023	941001	941005
KX 450XC	450	2022-2022	941001	941005
KX 500	500	1987-2004	941001	941004
KX 65	65	2000-2001	941015	941016
KX 65	65	2002-2019	941015	941016
KX 65	65	2020-2020	941015	941016
KX 65	65	2021-2024	941015	941016
KX 80	80	1988-1997	----	941003
KX 80	80	1998-1999	941006	941003
KX 80	80	2000-2000	941006	941003
KX 80 (19/16)	80	1998-2000	941006	941006
KX 85	85	2001-2013	941006	941003
KX 85	85	2014-2022	941006	941003
KX 85	85	2020-2020	941006	941003
KX 85	85	2023-2024	941006	941003
KX 85 (19/16)	85	2001-2019	941006	941003
KX 85L	85	2022-2024	941006	941003

— RENTHAL BRAKE PADS CONTINUED —

-BRAKE PAD FMB continued

MAKE/MODEL	CC	YEAR	FRONT PADS	REAR PADS
DIRTBIKE				
KAWASAKI CONTINUED				
KX 85-II	85	2020-2020	941006	941003
KTM				
105 SX	105	2007-2010	941013	941013
105 SX	105	2011-2011	941013	941017
125 EXC	125	1998-1999	941008	-----
125 EXC	125	2000-2003	941008	-----
125 EXC	125	2004-2011	941008	941009
125 EXC	125	2014-2016	941008	941009
125 SX	125	2003-2003	941008	-----
125 SX	125	2004-2008	941008	941009
125 SX	125	2009-2012	941008	941009
125 SX	125	2013-2013	941008	941009
125 SX	125	2014-2015	941008	941009
125 SX	125	2016-2017	941008	941009
125 SX	125	2018-2019	941008	941009
125 SX	125	2020-2022	941008	941009
125 SX	125	2023-2023	941008	941009
125 SX	125	2024-2024	941008	941009
125 XC	125	2021-2022	941008	941009
125 XC	125	2023-2024	941008	941009
125 XC-W	125	2017-2017	941008	941009
125 XC-W	125	2018-2019	941008	941009
144 SX	144	2008-2011	941008	941009
150 EXC	150	2024-2024	941008	941009
150 EXC & TPI	150	2020-2023	941008	941009
150 SX	150	2009-2012	941008	941009
150 SX	150	2013-2013	941008	941009
150 SX	150	2014-2015	941008	941009
150 SX	150	2016-2022	941008	941009
150 XC	150	2010-2012	941008	941009
150 XC	150	2013-2013	941008	941009
150 XC	150	2014-2014	941008	941009
150 XC-W	150	2017-2019	941008	941009
150 XC-W & TPI	150	2021-2023	941008	941009
200 EXC	200	2000-2003	941008	-----
200 EXC	200	2014-2015	941008	941009
200 EXC	200	2016-2016	941008	941009
200 EXC/XC/XC-W	200	1998-1999	941008	-----
200 EXC/XC/XC-W	200	2004-2011	941008	941009
200 XC/XC-W	200	2009-2011	941008	941009
200 XC/XC-W	200	2014-2014	941008	941009
200 XC/XC-W	200	2015-2016	941008	941009
250 EXC	250	2014-2015	941008	941009
250 EXC	250	2024-2024	941008	941009
250 EXC & Six Days	250	2017-2017	941008	941009

MAKE/MODEL	CC	YEAR	FRONT PADS	REAR PADS
DIRTBIKE				
KTM CONTINUED				
250 EXC & Six Days TPI	250	2018-2018	941008	941009
250 EXC & TPI	250	2019-2023	941008	941009
250 EXC (AU/EU)	250	2016-2016	941008	941009
250 EXC Six Days	250	2024-2024	941008	941009
250 EXC Six Days & TPI	250	2022-2023	941008	941009
250 EXC Six days TPI	250	2021-2021	941008	941009
250 EXC/XC/XC-F	250	2004-2004	941008	941009
250 EXC/XC/XC-F	250	2005-2011	941008	941009
250 EXC/XC/XC-W	250	2004-2004	941008	941009
250 EXC-F	250	2002-2006	941008	941009
250 EXC-F	250	2007-2011	941008	941009
250 EXC-F	250	2014-2015	941008	941009
250 EXC-F	250	2021-2023	941008	941009
250 EXC-F	250	2024-2024	941008	941009
250 EXC-F & Six Days	250	2017-2020	941008	941009
250 EXC-F SIX DAYS	250	2021-2021	941008	941009
250 EXC-F Six Days	250	2024-2024	941008	941009
250 EXC-F(AU/EU/US)	250	2016-2016	941008	941009
250 SX	250	2004-2008	941008	941009
250 SX	250	2009-2012	941008	941009
250 SX	250	2013-2013	941008	941009
250 SX	250	2014-2015	941008	941009
250 SX	250	2016-2019	941008	941009
250 SX	250	2020-2022	941008	941009
250 SX	250	2023-2024	941008	941009
250 SX-F	250	2006-2008	941008	941009
250 SX-F	250	2009-2012	941008	941009
250 SX-F	250	2013-2013	941008	941009
250 SX-F	250	2014-2015	941008	941009
250 SX-F	250	2016-2018	941008	941009
250 SX-F	250	2019-2019	941008	941009
250 SX-F	250	2020-2022	941008	941009
250 SX-F	250	2023-2024	941008	941009
250 SX-F CKD	250	2023-2023	941008	941009
250 XC	250	2017-2017	941008	941009
250 XC	250	2018-2019	941008	941009
250 XC	250	2023-2023	941008	941009
250 XC	250	2024-2024	941008	941009
250 XC TPI	250	2021-2022	941008	941009
250 XC(EU/US)	250	2015-2015	941008	941009
250 XC/XC-W	250	2009-2013	941008	941009

— RENTHAL BRAKE PADS CONTINUED —

-BRAKE PAD FMB continued

MAKE/MODEL	CC	YEAR	FRONT PADS	REAR PADS
DIRTBIKE				
KTM CONTINUED				
250 XC/XC-W	250	2016-2016	941008	941009
250 XC-F	250	2011-2011	941008	941009
250 XC-F	250	2014-2015	941008	941009
250 XC-F	250	2019-2019	941008	941009
250 XC-F	250	2021-2024	941008	941009
250 XC-F/XC-F-W	250	2009-2010	941008	941009
250 XCF-W	250	2011-2012	941008	941009
250 XCF-W	250	2013-2013	941008	941009
250 XC-W	250	2015-2015	941008	941009
250 XC-W	250	2017-2018	941008	941009
250 XC-W & TPI	250	2022-2023	941008	941009
250 XC-W TPI	250	2019-2021	941008	941009
250F Freeride	250	2018-2019	----	941017
250R Freeride	250	2013-2016	941018	941017
300 EXC	300	2014-2016	941008	941009
300 EXC	300	2017-2017	941008	941009
300 EXC	300	2022-2023	941008	941009
300 EXC	300	2024-2024	941008	941009
300 EXC CKD BR	300	2021-2021	941008	941009
300 EXC CKD BR	300	2023-2023	941008	941009
300 EXC HardEnduro	300	2024-2024	941008	941009
300 EXC Six Days	300	2023-2023	941008	941009
300 EXC Six Days	300	2024-2024	941008	941009
300 EXC Six Days TPI	300	2018-2018	941008	941009
300 EXC Six Days TPI & CKD CN	300	2021-2021	941008	941009
300 EXC TPI & Erzbergrodeo	300	2018-2022	941008	941009
300 EXC/XC/XC-W	300	2000-2004	941008	----
300 EXC/XC/XC-W	300	2005-2008	941008	941009
300 SX	300	2023-2024	941008	941009
300 XC	300	2014-2014	941008	941009
300 XC	300	2018-2018	941008	941009
300 XC	300	2023-2023	941008	941009
300 XC	300	2024-2024	941008	941009
300 XC TPI	300	2020-2022	941008	941009
300 XC/XC-W	300	2009-2013	941008	941009
300 XC/XC-W	300	2015-2016	941008	941009
300 XC-W	300	2016-2016	941008	941009
300 XC-W	300	2018-2018	941008	941009
300 XC-W & TPI	300	2021-2023	941008	941009
300 XC-W HardEnduro	300	2024-2024	941008	941009
300 XC-W Six Days (US)	300	2018-2018	941008	941009
300 XC-W TPI	300	2019-2019	941008	941009

MAKE/MODEL	CC	YEAR	FRONT PADS	REAR PADS
DIRTBIKE				
KTM CONTINUED				
300 XC-W TPI	300	2020-2020	941008	941009
350 EXC-F	350	2016-2016	941008	941009
350 EXC-F	350	2017-2023	941008	941009
350 EXC-F	350	2024-2024	941008	941009
350 EXC-F (AU/BR/EU/US)	350	2014-2015	941008	941009
350 EXC-F (Dual Sport)	350	2012-2012	941008	941009
350 EXC-F (US)	350	2013-2013	941008	941009
350 EXC-F IKD	350	2023-2023	941008	941009
350 EXC-F Six Days	350	2017-2017	941008	941009
350 EXC-F Six Days	350	2018-2018	941008	941009
350 EXC-F Six Days	350	2021-2021	941008	941009
350 EXC-F Six Days	350	2024-2024	941008	941009
350 Freeride	350	2013-2016	941018	941017
350 SX-F	350	2010-2012	941008	941009
350 SX-F	350	2013-2013	941008	941009
350 SX-F	350	2014-2015	941008	941009
350 SX-F	350	2016-2017	941008	941009
350 SX-F	350	2018-2022	941008	941009
350 SX-F	350	2023-2023	941008	941009
350 SX-F	350	2024-2024	941008	941009
350 XC-F	350	2011-2011	941008	941009
350 XC-F	350	2014-2015	941008	941009
350 XC-F	350	2023-2024	941008	941009
350 XC-F (US)	350	2016-2016	941008	941009
350 XC-F (US)	350	2017-2022	941008	941009
350 XC-F/XCF-W	350	2013-2013	941008	941009
350 XCF-W	350	2012-2012	941008	941009
350 XCF-W (US)	350	2020-2022	941008	941009
350EXC-F Six Days CKD CN	350	2021-2021	941008	941009
360 SX	360	1996-1997	941008	----
380 EXC	380	2000-2001	941008	----
380 SX	380	1998-2002	941008	----
400 EXC/XC-W	400	2000-2008	941008	941009
400 XC-W	400	2009-2010	941008	941009
450 EXC (Dual Sport)	450	2008-2012	941008	941009
450 EXC/XC/XC-W	450	2004-2008	941008	941009
450 EXC-F	450	2015-2015	941008	941009
450 EXC-F	450	2016-2016	941008	941009
450 EXC-F	450	2017-2018	941008	941009
450 EXC-F	450	2020-2020	941008	941009
450 EXC-F	450	2021-2023	941008	941009
450 EXC-F	450	2024-2024	941008	941009
450 EXC-F Six Days	450	2017-2021	941008	941009

— RENTHAL BRAKE PADS CONTINUED —

-BRAKE PAD FMB continued

MAKE/MODEL	CC	YEAR	FRONT PADS	REAR PADS
DIRTBIKE				
KTM CONTINUED				
450 EXC-F Six Days	450	2024-2024	941008	941009
450 Rally Factory Replica	450	2021-2021	941008	941009
450 Rally Factory Replica/Race Replica	450	2022-2023	----	941009
450 SMR	450	2006-2006	----	941009
450 SMR	450	2022-2022	----	941009
450 SMR	450	2023-2024	----	941009
450 SX-F	450	2004-2008	941008	941009
450 SX-F	450	2009-2012	941008	941009
450 SX-F	450	2012-2012	941008	941009
450 SX-F	450	2013-2013	941008	941009
450 SX-F	450	2014-2015	941008	941009
450 SX-F	450	2016-2019	941008	941009
450 SX-F	450	2020-2022	941008	941009
450 SX-F	450	2023-2023	941008	941009
450 SX-F	350	2024-2024	941008	941009
450 XC-F	450	2023-2023	941008	941009
450 XC-F	450	2024-2024	941008	941009
450 XC-F (US)	450	2009-2009	941008	941009
450 XC-F (US)	450	2013-2013	941008	941009
450 XC-F (US)	450	2016-2016	941008	941009
450 XC-F (US)	450	2018-2018	941008	941009
450 XC-F (US)	450	2020-2021	941008	941009
450 XC-F (US)	450	2022-2022	941008	941009
450 XCF-W	450	2024-2024	941008	941009
450 XC-W	450	2009-2009	941008	941009
450 XC-W	450	2010-2013	941008	941009
450 XC-W	450	2016-2016	941008	941009
450 XCW-F	450	2023-2022	941008	941009
50 SX	50	2006-2006	941014	941014
50 SX	50	2010-2013	941014	941014
50 SX	50	2014-2019	941014	941014
50 SX	50	2020-2020	941014	941014
50 SX	50	2021-2023	941014	941014
50 SX Mini	50	2009-2013	941014	941014
50 SX Mini	50	2014-2020	941014	941014
50 SXS	50	2011-2013	941014	941014
50 SXS	50	2014-2018	941014	941014
500 EXC (Dual Sport)	500	2012-2012	941008	941009
500 EXC (US)	500	2013-2013	941008	941009
500 EXC (US)	500	2014-2015	941008	941009
500 EXC-F	500	2014-2015	941008	941009
500 EXC-F	500	2016-2019	941008	941009
500 EXC-F	500	2020-2020	941008	941009
500 EXC-F	500	2021-2023	941008	941009

MAKE/MODEL	CC	YEAR	FRONT PADS	REAR PADS
DIRTBIKE				
KTM CONTINUED				
500 EXC-F	500	2024-2024	941008	941009
500 EXC-F Six Days	500	2018-2018	941008	941009
500 EXC-F Six Days	500	2024-2024	941008	941009
500 XCF-W	500	2020-2020	941008	941009
500 XCF-W	500	2021-2022	941008	941009
500 XC-W	500	2012-2012	941008	941009
500 XC-W	500	2013-2013	941008	941009
500 XC-W(US)	500	2016-2016	941008	941009
505 SX-F/XC-F	505	2008-2009	941008	941009
505 XC-F	505	2008-2009	941008	941009
520 EXC	520	2000-2002	941008	----
520 SX	520	1999-2002	941008	----
525 EXC	525	2003-2009	941008	941009
525 SX	525	2003-2006	941008	941009
530 EXC (Dual Sport)	530	2008-2011	941008	941009
530 XC-W	530	2009-2009	941008	941009
530 XC-W	530	2010-2011	941008	941009
640 LC4-E Enduro	640	2000-2006	941008	----
65 SX	65	2003-2003	941013	----
65 SX	65	2004-2008	941013	941014
65 SX	65	2009-2010	941013	941013
65 SX	65	2011-2012	941013	941013
65 SX	65	2013-2020	941013	941013
65 SX	65	2021-2022	941013	941013
85 SX (17/14)	85	2004-2009	941013	941013
85 SX (17/14)	85	2010-2010	941013	941013
85 SX (17/14)	85	2011-2011	941013	941017
85 SX (17/14)	85	2012-2012	941018	941017
85 SX (17/14)	85	2013-2017	941018	941017
85 SX (17/14)	85	2018-2019	941018	941017
85 SX (17/14)	85	2020-2020	941018	941017
85 SX (17/14)	85	2021-2024	941018	941017
85 SX (19/16)	85	2004-2009	941013	941013
85 SX (19/16)	85	2010-2010	941013	941013
85 SX (19/16)	85	2011-2012	941013	941017
85 SX (19/16)	85	2013-2017	941018	941017
85 SX (19/16)	85	2018-2024	941018	941017
Freeride E-XC	E	2013-2018	941018	941017
Freeride E-XC	E	2019-2020	----	941017
Freeride E-XC	E	2021-2023	941008	941009
Freeride E-XC NG	E	2018-2018	----	941017
SX-E 5	E	2021-2023	941014	941014
SHERCO				
125 SC-R	125	2019-2019	941008	941009
125 SC-R	125	2019-2019	941008	941009

— RENTHAL BRAKE PADS CONTINUED —

-BRAKE PAD FMB continued

MAKE/MODEL	CC	YEAR	FRONT PADS	REAR PADS
DIRTBIKE				
SHERCO CONTINUED				
125 SE Factory	125	2021-2022	941008	941009
125 SE-R	125	2018-2021	941008	941009
250 2.5 i Enduro 2.5i	250	2008-2011	941008	941004
250 SCF-R	250	2019-2019	941008	941009
250 SE 250 iR Enduro	250	2012-2012	941008	941009
250 SE 250 iR Enduro	250	2013-2013	941008	941009
250 SE 250 iR Enduro	250	2014-2016	941008	941009
250 SE Factory	250	2022-2022	941008	941009
250 SE Racing	250	2021-2022	941008	941009
250 SEF Factory	250	2022-2022	941008	941009
250 SEF-R	250	2017-2018	941008	941009
250 SEF-R	250	2019-2021	941008	941009
250 SE-R	250	2016-2018	941008	941009
250 SE-R	250	2019-2019	941008	941009
300 SE 3.0 i Enduro SE 3.0i	300	2010-2011	941008	941004
300 SE 300 iR Enduro	300	2012-2012	941008	941009
300 SE 300 iR Enduro	300	2013-2013	941008	941009
300 SE 300 iR Enduro	300	2014-2016	941008	941009
300 SE Factory	300	2022-2022	941008	941009
300 SE Racing	300	2021-2022	941008	941009
300 SEF Factory	300	2022-2022	941008	941009
300 SEF Racing	300	2022-2022	941008	941009
450 SCF-R	450	2019-2019	941008	941009
450 SE 4.5 i Enduro 4.5i	450	2004-2011	941008	941004
450 SE 4.5 i Enduro 4.5i	450	2012-2013	941008	941008
450 SEF Factory	450	2022-2022	941008	941009
450 SEF-R	450	2014-2018	941008	941009
450 SEF-R	450	2019-2019	941008	941009
450 SEF-R Racing & Factory	450	2021-2021	941008	941009
500 SCF-R	500	2019-2019	941008	941009
500 SEF-R	500	2019-2019	941008	941009
500 SEF-R Factory	500	2021-2021	941008	941009
510 SE 5.1 i F Enduro 5.1F	510	2006-2011	941008	941004
510 SE 5.1 i F Enduro 5.1F	510	2012-2013	941008	941004
SUZUKI				
DR-Z 250	250	2004-2007	941001	----
DR-Z 400E	400	2000-2011	941001	941004

MAKE/MODEL	CC	YEAR	FRONT PADS	REAR PADS
DIRTBIKE				
SUZUKI CONTINUED				
RM 125	125	1997-1999	941001	941004
RM 125	125	2000-2003	941001	941004
RM 125	125	2004-2005	941001	941004
RM 125	125	2006-2011	941001	941004
RM 250	250	1996-1997	941001	941004
RM 250	250	1998-1998	941001	941004
RM 250	250	1999-1999	941001	941004
RM 250	250	2000-2000	941001	941004
RM 250	250	2001-2003	941001	941004
RM 250	250	2004-2004	941001	941004
RM 250	250	2005-2005	941001	941004
RM 250	250	2006-2011	941001	941004
RM 65	65	2003-2005	941015	941016
RM 85	85	2005-2022	941006	941012
RM 85L (19/16)	85	2005-2019	941006	941012
RMX 450Z	450	2010-2010	941001	941005
RMX 450Z	450	2017-2019	941001	941005
RM-Z 250	250	2004-2006	941001	941005
RM-Z 250	250	2007-2009	941001	941005
RM-Z 250	250	2010-2012	941001	941005
RM-Z 250	250	2013-2015	941001	941005
RM-Z 250	250	2016-2017	941001	941005
RM-Z 250	250	2019-2022	941001	941005
RM-Z 450	450	2005-2005	941001	941005
RM-Z 450	450	2006-2007	941001	941005
RM-Z 450	450	2008-2009	941001	941005
RM-Z 450	450	2010-2012	941001	941005
RM-Z 450	450	2013-2014	941001	941005
RM-Z 450	450	2015-2017	941001	941005
RM-Z 450	450	2018-2022	941001	941005
TM RACING				
125 MX	125	2003-2013	941008	941005
EN 125 Enduro	125	2001-2015	941008	941005
EN 144	144	2007-2013	941008	941005
EN 250 Enduro	250	1999-2013	941008	941005
EN 250 F Enduro	250	2002-2010	941008	941005
EN 250 Fi Enduro	250	2011-2013	941008	941005
EN 300 Enduro	300	2001-2013	941008	941005
EN 450 F	450	2003-2015	941008	941005
MX 144	144	2008-2013	941008	941005
MX 250	250	2001-2013	941008	941005
MX 250 F	250	2002-2009	941008	941005
MX 250 Fi	250	2010-2013	941008	941005
MX 300	300	2001-2013	941008	941005
MX 450 F	450	2003-2013	941008	941005

— RENTHAL BRAKE PADS CONTINUED —

-BRAKE PAD FMB continued

MAKE/MODEL	CC	YEAR	FRONT PADS	REAR PADS
DIRTBIKE				
TM RACING CONTINUED				
MX 530 F	530	2004-2013	941008	941005
2T 100 MX-J	100	2020-2020	941002	941002
2T 125 EN	125	2020-2020	941008	941005
2T 125 FI EN	125	2020-2020	941008	941005
2T 125 FI SMR	125	2020-2020	----	941005
2T 125 MX	125	2020-2020	941008	941005
2T 125 SMR	125	2020-2020	----	941005
2T 250 EN	250	2020-2020	941008	941005
2T 250 FI EN	250	2020-2020	941008	941005
2T 250 MX	250	2020-2020	941008	941005
2T 300 EN	300	2020-2020	941008	941005
2T 300 Fi EN	300	2020-2020	941008	941005
2T 300 Fi SMR	300	2020-2020	----	941005
2T 85 MX-J	85	2020-2020	941002	941002
2T 85 SMX-J	85	2020-2020	941002	941002
4T 250 EN Twin	250	2020-2020	941008	941005
4T 250 MX Twin	250	2020-2020	941008	941005
4T 300 EN Twin	300	2020-2020	941008	941005
4T 300 MX Twin	300	2020-2020	941008	941005
4T 450FI SM	450	2020-2020	----	941005
4T 530 Fi SM	530	2020-2020	----	941005
YAMAHA				
TTR 125	125	2000-2001	941010	----
TTR 125	125	2002-2011	941010	----
TTR 125L	125	2000-2001	941010	----
TTR 125L	125	2002-2012	941010	----
TTR 125LE	125	2023-2023	941010	----
WR 250	250	1998-1998	941001	941004
WR 250F	250	2001-2002	941001	941004
WR 250F	250	2003-2004	941001	941005
WR 250F	250	2005-2006	941001	941005
WR 250F	250	2007-2007	941001	941005
WR 250F	250	2008-2009	941001	941005
WR 250F	250	2011-2013	941001	941005
WR 250F	250	2015-2016	941001	941005
WR 250F	250	2017-2019	941007	941005
WR 250F	250	2020-2022	941007	941005
WR 250F	250	2023-2023	941007	941005
WR 250R	250	2008-2017	941001	941005
WR 250XX/XY	250	2008-2011	----	941005
WR 400F	400	1998-1998	941001	----
WR 400F	400	1999-2000	941001	941004
WR 426F	426	2000-2002	941001	941004
WR 450F	450	2003-2004	941001	941005
WR 450F	450	2005-2006	941001	941005

MAKE/MODEL	CC	YEAR	FRONT PADS	REAR PADS
DIRTBIKE				
YAMAHA CONTINUED				
WR 450F	450	2007-2007	941001	941005
WR 450F	450	2008-2009	941001	941005
WR 450F	450	2011-2015	941001	941005
WR 450F	450	2016-2018	941007	941005
WR 450F	450	2019-2022	941007	941005
WR 450F	450	2023-2023	941007	941005
YZ 125	125	1998-1998	941001	941004
YZ 125	125	1999-2001	941001	941004
YZ 125	125	2002-2002	941001	941004
YZ 125	125	2003-2004	941001	941005
YZ 125	125	2005-2006	941001	941005
YZ 125	125	2007-2007	941001	941005
YZ 125	125	2008-2013	941007	941005
YZ 125	125	2014-2020	941007	941005
YZ 125	125	2021-2021	941007	941005
YZ 125	125	2022-2022	941007	941005
YZ 125	125	2023-2024	941007	941005
YZ 125G	125	2016-2016	941007	941005
YZ 125X	125	2020-2020	941007	941005
YZ 125X	125	2021-2022	941007	941005
YZ 250	250	1998-1998	941001	941004
YZ 250	250	1999-2001	941001	941004
YZ 250	250	2002-2002	941001	941004
YZ 250	250	2003-2004	941001	941005
YZ 250	250	2005-2006	941001	941005
YZ 250	250	2007-2007	941001	941005
YZ 250	250	2008-2009	941007	941005
YZ 250	250	2010-2020	941007	941005
YZ 250	250	2021-2023	941007	941005
YZ 250F	250	2001-2002	941001	941004
YZ 250F	250	2003-2004	941001	941005
YZ 250F	250	2005-2005	941001	941005
YZ 250F	250	2006-2006	941001	941005
YZ 250F	250	2007-2009	941007	941005
YZ 250F	250	2010-2011	941007	941005
YZ 250F	250	2012-2013	941007	941005
YZ 250F	250	2014-2018	941007	941005
YZ 250F	250	2019-2021	941007	941005
YZ 250F	250	2022-2022	941007	941005
YZ 250F	250	2023-2023	941007	941005
YZ 250F 60th	250	2016-2016	941007	941005
YZ 250FX	250	2015-2017	941007	941005
YZ 250FX	250	2018-2022	941007	941005
YZ 250G	250	2016-2016	941007	941005
YZ 250X	250	2016-2016	941007	941005

— RENTHAL BRAKE PADS CONTINUED —

-BRAKE PAD FMB continued

MAKE/MODEL	CC	YEAR	FRONT PADS	REAR PADS
DIRTBIKE				
YAMAHA CONTINUED				
YZ 250X	250	2017-2019	941007	941005
YZ 250X	250	2021-2022	941007	941005
YZ 400F	400	1998-1998	941001	----
YZ 400F	400	1999-1999	941001	941004
YZ 426F	426	2000-2002	941001	941004
YZ 450F	450	2003-2004	941001	941005
YZ 450F	450	2005-2005	941001	941005
YZ 450F	450	2006-2007	941001	941005
YZ 450F	450	2008-2009	941007	941005
YZ 450F	450	2010-2013	941007	941005
YZ 450F	450	2014-2014	941007	941005
YZ 450F	450	2015-2017	941007	941005
YZ 450F	450	2018-2019	941007	941005
YZ 450F	450	2020-2020	941007	941005
YZ 450F	450	2021-2023	941007	941005
YZ 450F & 60th	450	2016-2016	941007	941005
YZ 450FX	450	2016-2016	941007	941005
YZ 450FX	450	2017-2017	941007	941005
YZ 450FX	450	2018-2018	941007	941005
YZ 450FX	450	2019-2021	941007	941005
YZ 65	65	2018-2023	941011	941010
YZ 80	80	1993-2001	941010	941011
YZ 80 (BIG WHEEL)	80	1994-2001	941010	941011
YZ 85	85	2002-2002	941010	941011
YZ 85	85	2003-2014	941010	941011
YZ 85	85	2015-2017	941010	941011
YZ 85	85	2018-2018	941010	941011
YZ 85	85	2019-2022	941010	941011
YZ 85 (BIG WHEEL)	85	2002-2014	941010	941011
YZ 85 (BIG WHEEL)	85	2015-2017	941010	941011
YZ 85LW	85	2022-2023	941010	941011

MAKE/MODEL	CC	YEAR	FRONT PADS	REAR PADS
ATV				
HONDA				
TRX 300EX/X	300	1993-2009	941003	941003
TRX 400EX/X	400	1999-2004	941003	941003
TRX 400EX/X	400	2005-2013	941003	941003
TRX 450R	450	2004-2005	941001	----
TRX 450R	450	2006-2011	941001	----
TRX 450R	450	2012-2014	941001	----
KAWASAKI				
KFX 450R	450	2008-2014	----	941003
YAMAHA				
YFM 350 Raptor	350	2004-2013	----	941003
YFS 200 Blaster	200	2003-2006	941016	941003
YFZ 350 Banshee	350	1987-1988	----	941003
YFZ 350 Banshee	350	1989-2006	941016	941003
YFZ 450	450	2004-2005	----	941003



**AUTOMATIC
DISTRIBUTORS**



PRODUCT FLIPBOOK

DISTRIBUTED BY AUTOMATIC DISTRIBUTORS

22 TARGEE CIRCLE
BANGOR, MAINE 04401

207.942.6769
CUSTSERV@AUTODIST.COM

AUTODIST.COM